



# PARK LANE

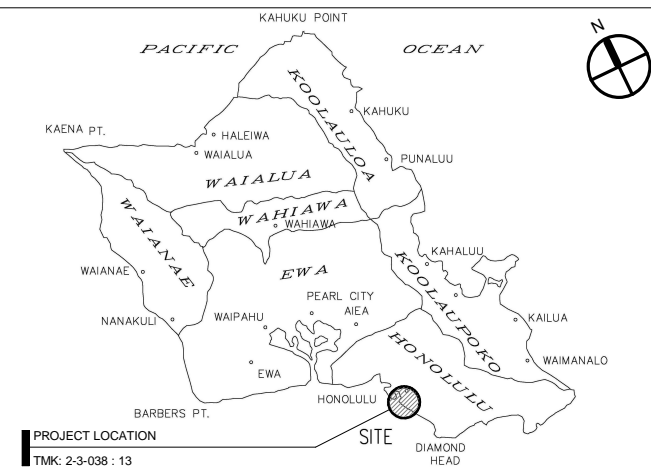
ALA MOANA

---

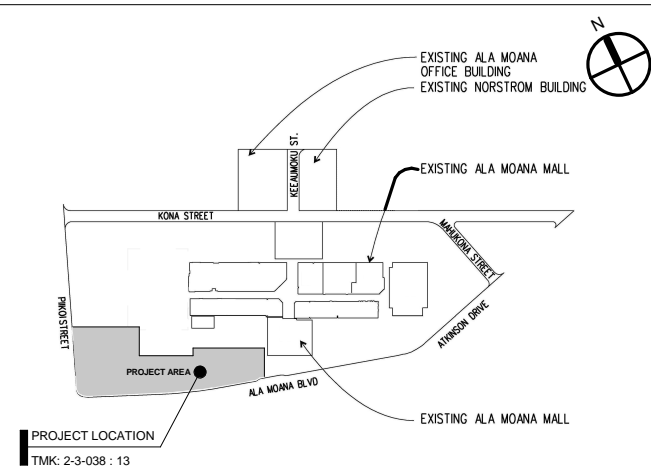
1388 Ala Moana Boulevard  
Honolulu, HI 96814  
TMK: 2-3-038 : 13

CONDOMINIUM MAP  
January 23, 2016

### LOCATION MAP



### VICINITY MAP



## DRAWING INDEX

CPR - 0.00	LOCATION MAP, VICINITY MAP, DRAWING INDEX
CPR - 0.01	PARKING SCHEDULE
CPR - 1.01	LEVEL 01 PLAN
CPR - 1.01A	LEVEL 01 EWA
CPR - 1.01B	LEVEL 01 DH
CPR - 1.02	LEVEL 1M PLAN
CPR - 1.02A	LEVEL 1M EWA
CPR - 1.03	LEVEL 02 PLAN
CPR - 1.03A	LEVEL 02 EWA
CPR - 1.03B	LEVEL 02 DH
CPR - 1.04	LEVEL 03 PLAN
CPR - 1.04A	LEVEL 03 EWA
CPR - 1.04B	LEVEL 03 DH
CPR - 1.05	LEVEL 04 PLAN
CPR - 1.05A	LEVEL 04 EWA
CPR - 1.05B	LEVEL 04 DH
CPR - 1.06	LEVEL 05 PLAN
CPR - 1.06A	LEVEL 05 EWA
CPR - 1.06B	LEVEL 05 DH
CPR - 1.06C	LEVEL 05A PLAN
CPR - 1.07	LEVEL 06 PLAN
CPR - 1.07A	LEVEL 06 EWA
CPR - 1.07B	LEVEL 06 DH
CPR - 1.08	LEVEL 07 PLAN
CPR - 1.08A	LEVEL 07 EWA
CPR - 1.08B	LEVEL 07 DH
CPR - 1.09	LEVEL 08 PLAN
CPR - 1.09A	LEVEL 08 EWA
CPR - 1.09B	LEVEL 08 DH
CPR - 1.10	LEVEL 09 PLAN
CPR - 1.10A	LEVEL 09 EWA
CPR - 1.10B	LEVEL 09 DH
CPR - 2.01	BUILDING ELEVATIONS
CPR - 3.01	BUILDING SECTIONS
CPR - 4.01	UNIT TYPE 1A
CPR - 4.01A	UNIT TYPE 1A-L3
CPR - 4.02	UNIT TYPE 1A-1
CPR - 4.02A	UNIT TYPE 1A-1-L3
CPR - 4.03	UNIT TYPE 1B
CPR - 4.03A	UNIT TYPE 1B-L3
CPR - 4.04	UNIT TYPE 1B-1
CPR - 4.04A	UNIT TYPE 1B-1-L3
CPR - 4.05	UNIT TYPE 1B-2
CPR - 4.06	UNIT TYPE 1B-3
CPR - 4.07	UNIT TYPE 1B-4
CPR - 4.08	UNIT TYPE 2A
CPR - 4.09	UNIT TYPE 2A-1
CPR - 4.10	UNIT TYPE 2B
CPR - 4.11	UNIT TYPE 2B-1
CPR - 4.12	UNIT TYPE 2B-2
CPR - 4.13	UNIT TYPE 2B-3
CPR - 4.14	UNIT TYPE 2B-4
CPR - 4.15	UNIT TYPE 2C
CPR - 4.16	UNIT TYPE 2C-1
CPR - 4.16A	UNIT TYPE 2C-1- L8
CPR - 4.17	UNIT TYPE 2C-3
CPR - 4.18	UNIT TYPE 2D

## DRAWING INDEX

CPR - 4.19	UNIT TYPE 2D-1
CPR - 4.20	UNIT TYPE 2E
CPR - 4.21	UNIT TYPE 2E-1
CPR - 4.22	UNIT TYPE 2E-2
CPR - 4.22A	UNIT TYPE 2E-2-L8
CPR - 4.23	UNIT TYPE 2E-3
CPR - 4.24	UNIT TYPE 2F
CPR - 4.25	UNIT TYPE 2F-1
CPR - 4.26	UNIT TYPE 2G
CPR - 4.27	UNIT TYPE 2G-1
CPR - 4.28	UNIT TYPE 2H
CPR - 4.29	UNIT TYPE 2H-1
CPR - 4.30	UNIT TYPE 2H-2
CPR - 4.31	UNIT TYPE 2H-3
CPR - 4.32	UNIT TYPE 2H-4
CPR - 4.33	UNIT TYPE 2H-5
CPR - 4.34	UNIT TYPE 2H-6
CPR - 4.35	UNIT TYPE 2H-7
CPR - 4.36	UNIT TYPE 2I-L3
CPR - 4.36A	UNIT TYPE 2I
CPR - 4.37	UNIT TYPE 2I-1-L3-C
CPR - 4.37A	UNIT TYPE 2I-1-C
CPR - 4.37B	UNIT TYPE 2I-1-D
CPR - 4.37C	UNIT TYPE 2I-1-L3-D
CPR - 4.38	UNIT TYPE 2I-2
CPR - 4.39	UNIT TYPE 2J-L3
CPR - 4.39A	UNIT TYPE 2J
CPR - 4.40	UNIT TYPE 2J-1-L3
CPR - 4.40A	UNIT TYPE 2J-1
CPR - 4.41	UNIT TYPE 2J-2-L3
CPR - 4.41A	UNIT TYPE 2J-2
CPR - 4.42	UNIT TYPE 2J-3-L3
CPR - 4.42A	UNIT TYPE 2J-3
CPR - 4.42B	2J-2/2J-3 COMBO
CPR - 4.43	UNIT TYPE 2K
CPR - 4.44	UNIT TYPE 3A
CPR - 4.45	UNIT TYPE 3A-1
CPR - 4.46	UNIT TYPE 3A-2
CPR - 4.47	UNIT TYPE 3A-3
CPR - 4.48	UNIT TYPE 3A-4
CPR - 4.49	UNIT TYPE 3A-5
CPR - 4.50	UNIT TYPE 3A-6
CPR - 4.51	UNIT TYPE 3A-7
CPR - 4.52	UNIT TYPE 3A-8
CPR - 4.53	UNIT TYPE 3A-9
CPR - 4.54	UNIT TYPE 3B
CPR - 4.55	UNIT TYPE 3E
CPR - 4.56	UNIT TYPE 3E-1
CPR - 4.57	UNIT TYPE 3E-2
CPR - 4.58	UNIT TYPE 3E-3
CPR - 4.59	UNIT TYPE 3E-4
CPR - 4.60	UNIT TYPE 3E-5
CPR - 4.61	UNIT TYPE 3E-6
CPR - 4.62	UNIT TYPE 3E-7
CPR - 4.63	UNIT TYPE 3E-8
CPR - 4.64	UNIT TYPE 3E-9
CPR - 4.65	UNIT TYPE 3E-10
CPR - 4.66	UNIT TYPE 3E-11

## DRAWING INDEX

CPR - 4.67	UNIT TYPE 3E-12
CPR - 4.68	UNIT TYPE 3E-13
CPR - 4.69	UNIT TYPE 3E-14
CPR - 4.70	UNIT TYPE 3E-15
CPR - 4.71	UNIT TYPE 3F
CPR - 4.72	UNIT TYPE 3F-1
CPR - 4.73	UNIT TYPE 3G
CPR - 4.74	UNIT TYPE 3G-1-E
CPR - 4.74A	UNIT TYPE 3G-1-G
CPR - 4.75	UNIT TYPE 3G-2
CPR - 4.76	UNIT TYPE 3G-3
CPR - 4.77	UNIT TYPE 3G-5
CPR - 4.77A	UNIT TYPE 3G-6
CPR - 4.78	UNIT TYPE 3H
CPR - 4.79	UNIT TYPE MGR
CPR - 4.80	UNIT TYPE PR
CPR - 4.81	UNIT TYPE PR-1
CPR - 4.82	UNIT TYPE PR-2
CPR - 4.83	UNIT TYPE PR-3
CPR - 4.84	UNIT TYPE PR-4
CPR - 4.85	UNIT TYPE PR-5
CPR - 4.86	UNIT TYPE PR-6
CPR - 4.87	UNIT TYPE PR-7
CPR - 4.88	UNIT TYPE PR-8
CPR - 4.89	UNIT TYPE GPH-A
CPR - 4.90	UNIT TYPE GPH-B
CPR - 4.92	UNIT TYPE GPH-C
CPR - 5.01	COMMERCIAL UNIT AND LEVEL 1 STORAGE
CPR - 5.02	LEVEL 03 FLOOR STORAGE PLAN
CPR - 5.02A	LEVEL 03 FLOOR STORAGE PLAN
CPR - 5.02B	LEVEL 03 FLOOR STORAGE PLAN
CPR - 5.02C	LEVEL 03 FLOOR STORAGE PLAN
CPR - 5.03	LEVEL 03 FLOOR STORAGE LOCKERS PLAN
CPR - 5.03A	LEVEL 03 STORAGE LOCKERS PLAN
CPR - 5.04	LEVEL 04 FLOOR STORAGE PLAN
CPR - 5.04A	LEVEL 04 FLOOR STORAGE PLAN
CPR - 5.04B	LEVEL 04 FLOOR STORAGE PLAN
CPR - 5.04C	LEVEL 04 FLOOR STORAGE PLAN
CPR - 5.04D	LEVEL 04 FLOOR STORAGE PLAN
CPR - 5.04E	LEVEL 04 FLOOR STORAGE PLAN
CPR - 5.04F	LEVEL 04 FLOOR STORAGE PLAN
CPR - 5.04G	LEVEL 04 FLOOR STORAGE PLAN
CPR - 5.04H	LEVEL 04 FLOOR STORAGE PLAN
CPR - 5.05	LEVEL 04 FLOOR STORAGE LOCKERS PLAN
CPR - 5.05A	LEVEL 04 FLOOR STORAGE LOCKERS PLAN
CPR - 5.05B	LEVEL 04 FLOOR STORAGE LOCKERS PLAN
CPR - 5.06	LEVEL 05 FLOOR STORAGE PLAN
CPR - 5.07	LEVEL 06, 07, 08 FLOOR STORAGE PLAN

RESIDENTIAL DEVELOPER

**AMX PARTNERS, LLC**  
1288 Ala Moana Blvd.  
Suite 208  
Honolulu, HI 96814

ARCHITECT OF RECORD

**BENJAMIN WOO ARCHITECTS**  
1240 Ala Moana Blvd.  
Suite 540  
Honolulu, Hawaii 96814



1388 Ala Moana Boulevard  
Honolulu, HI 96814  
TMK: 2-3-038 : 13

NOTE:  
THE CONDOMINIUM MAP FOR THE CONDOMINIUM PROJECT, WHICH INCLUDES  
THIS SHEET, IS INTENDED ONLY TO SHOW THE LAYOUT, LOCATION, UNIT  
NUMBERS AND DIMENSIONS OF UNITS, AND OTHER INFORMATION REQUIRED  
BY SECTION 514B-33, HAWAII REVISED STATUTES, AS AMENDED, AND IS NOT  
INTENDED AND SHALL NOT BE DEEMED TO CONTAIN ANY REPRESENTATION  
OR WARRANTY WHATSOEVER



Byron R. Wood

**LOCATION MAP, VICINITY MAP,  
DRAWING INDEX**

Date:  
January 23, 2016

Sheet Number:

**CPR - 0.00**

COMMERCIAL

LEVEL	Vehicle		Handicapped		Loading
	Standard	Compact	Vehicle	Van	Large
1	481	2	1	0	0
1M	150	0	1	0	0
2	533	0	8	0	0
TOTAL	1164	2	10	0	0

RESIDENTIAL

LEVEL	Vehicle		Handicapped		Loading
	Standard	Compact	Vehicle	Van	Large
1	0	0	0	0	3
3	224	0	1	1	0
4	214	10	6	0	0
5	0	3	0	0	0
TOTAL	438	13	7	1	3

GRAND TOTAL	Vehicle		Handicapped		Loading
	Standard	Compact	Vehicle	Van	Large
	1602	15	17	1	3

RESIDENTIAL DEVELOPER

AMX PARTNERS, LLC  
1288 Ala Moana Blvd.  
Suite 208  
Honolulu, HI 96814

ARCHITECT OF RECORD

BENJAMIN WOO ARCHITECTS  
1240 Ala Moana Blvd.  
Suite 540  
Honolulu, Hawaii 96814



1388 Ala Moana Boulevard  
Honolulu, HI 96814  
TMK: 2-3-038 : 13

NOTE:  
THE CONDOMINIUM MAP FOR THE CONDOMINIUM PROJECT, WHICH INCLUDES  
THIS SHEET, IS INTENDED ONLY TO SHOW THE LAYOUT, LOCATION, UNIT  
NUMBERS AND DIMENSIONS OF UNITS, AND OTHER INFORMATION REQUIRED  
BY SECTION 514B-33, HAWAII REVISED STATUTES, AS AMENDED, AND IS NOT  
INTENDED AND SHALL NOT BE DEEMED TO CONTAIN ANY REPRESENTATION  
OR WARRANTY WHATSOEVER



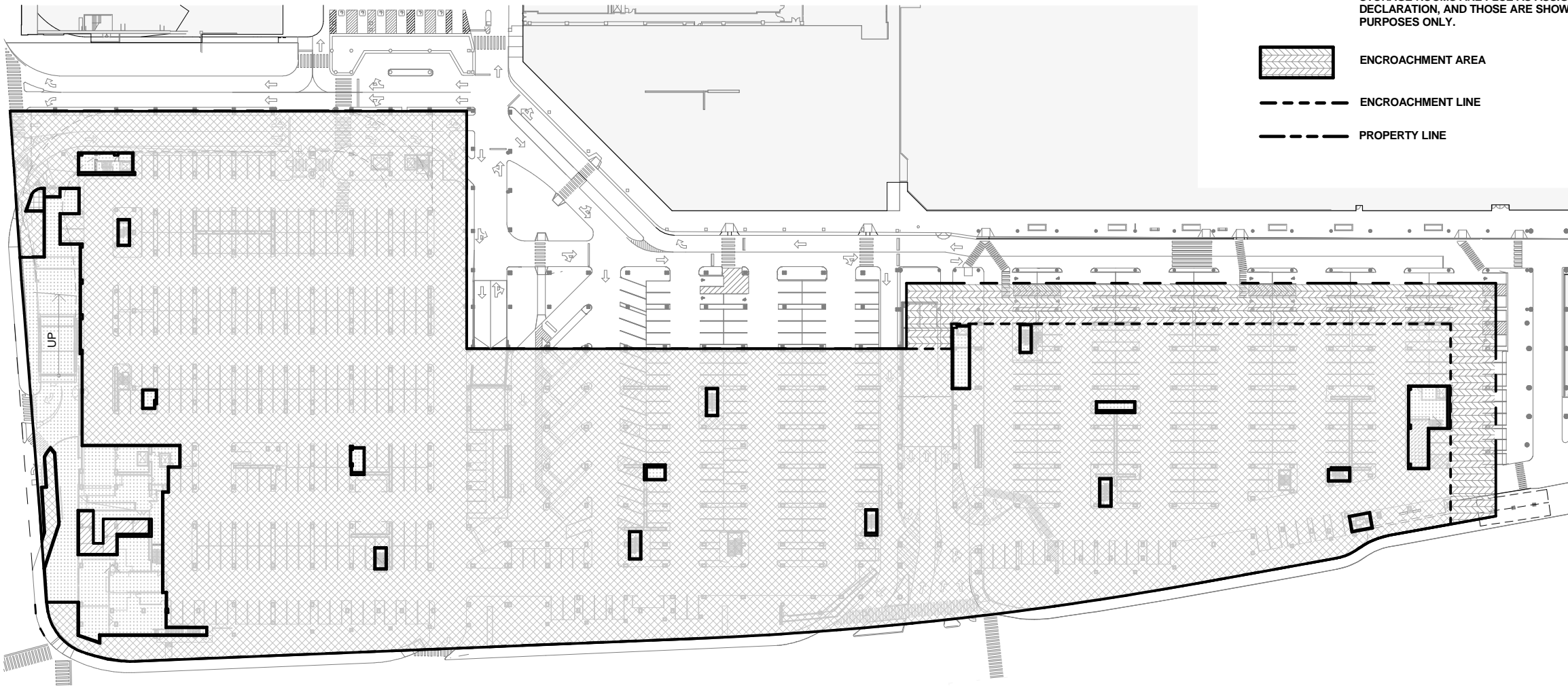
*Benjamin Woo*

PARKING SCHEDULE





Date:  
January 23, 2016

Sheet Number:

CPR - 0.01

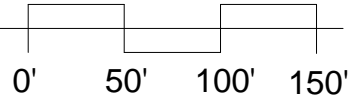


**LEGEND**

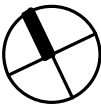
-  LCE - C : COMMERCIAL LIMITED COMMON ELEMENT
-  LCE - R : RESIDENTIAL LIMITED COMMON ELEMENT
-  CU: COMMERCIAL UNIT
-  I-LCE : INDIVIDUAL LIMITED COMMON ELEMENT

STORAGE ROOMS ARE I-LCE AS ASSIGNED AND SET FORTH IN THE DECLARATION, AND THOSE ARE SHOWN AS PART OF LCE-R FOR ILLUSTRATIVE PURPOSES ONLY.

-  ENCROACHMENT AREA
-  ENCROACHMENT LINE
-  PROPERTY LINE



SCALE: 1" = 100'-0"



**RESIDENTIAL DEVELOPER**

AMX PARTNERS, LLC  
1288 Ala Moana Blvd.  
Suite 208  
Honolulu, HI 96814

**ARCHITECT OF RECORD**

BENJAMIN WOO ARCHITECTS  
1240 Ala Moana Blvd.  
Suite 540  
Honolulu, Hawaii 96814



1388 Ala Moana Boulevard  
Honolulu, HI 96814  
TMK: 2-3-038 : 13

NOTE:  
THIS SHEET, IS INTENDED ONLY TO SHOW THE LAYOUT, LOCATION, UNIT NUMBERS AND DIMENSIONS OF UNITS, AND OTHER INFORMATION REQUIRED BY SECTION 514B-33, HAWAII REVISED STATUTES, AS AMENDED, AND IS NOT INTENDED AND SHALL NOT BE DEEMED TO CONTAIN ANY REPRESENTATION OR WARRANTY WHATSOEVER



*Benjamin Woo*

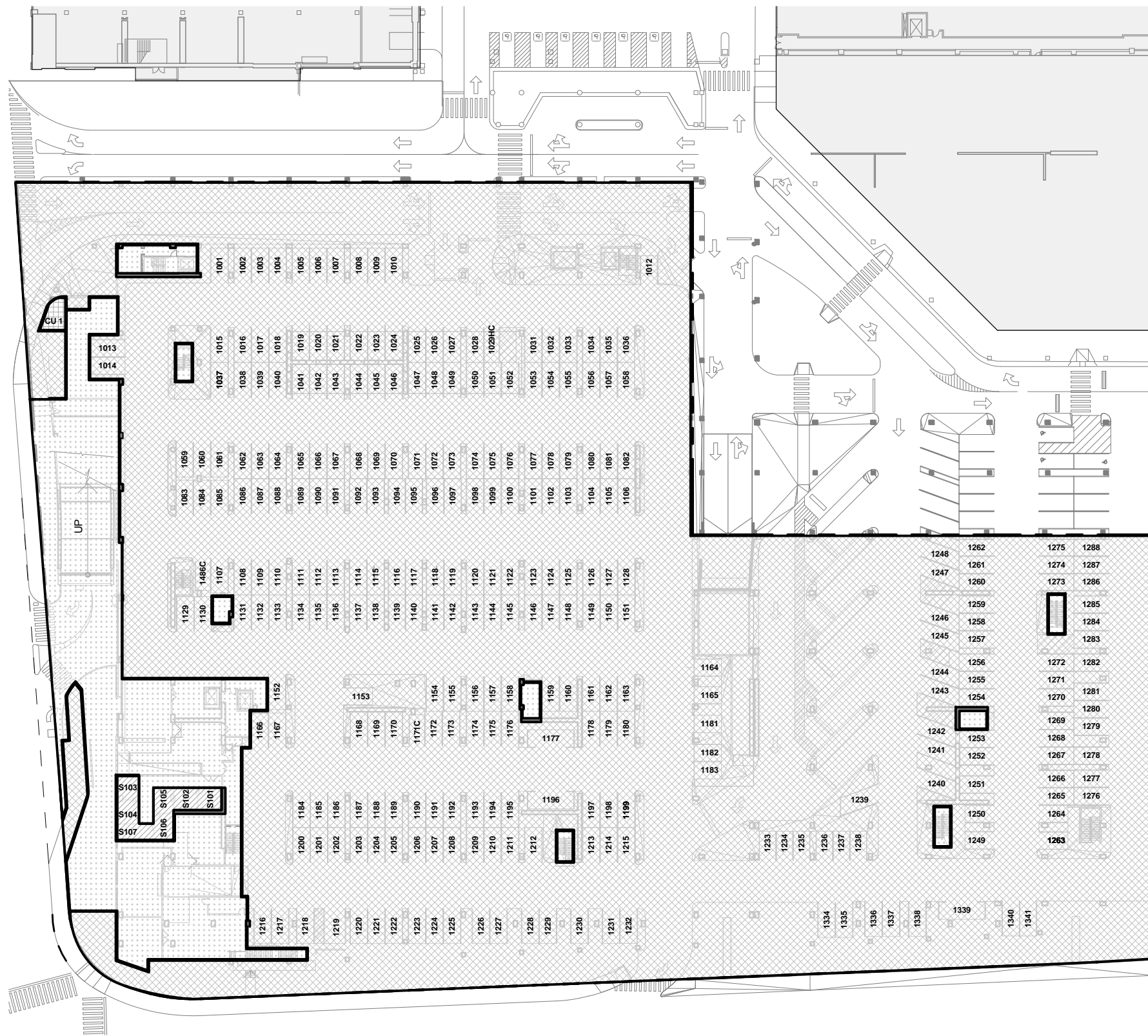
**LEVEL 01 PLAN**

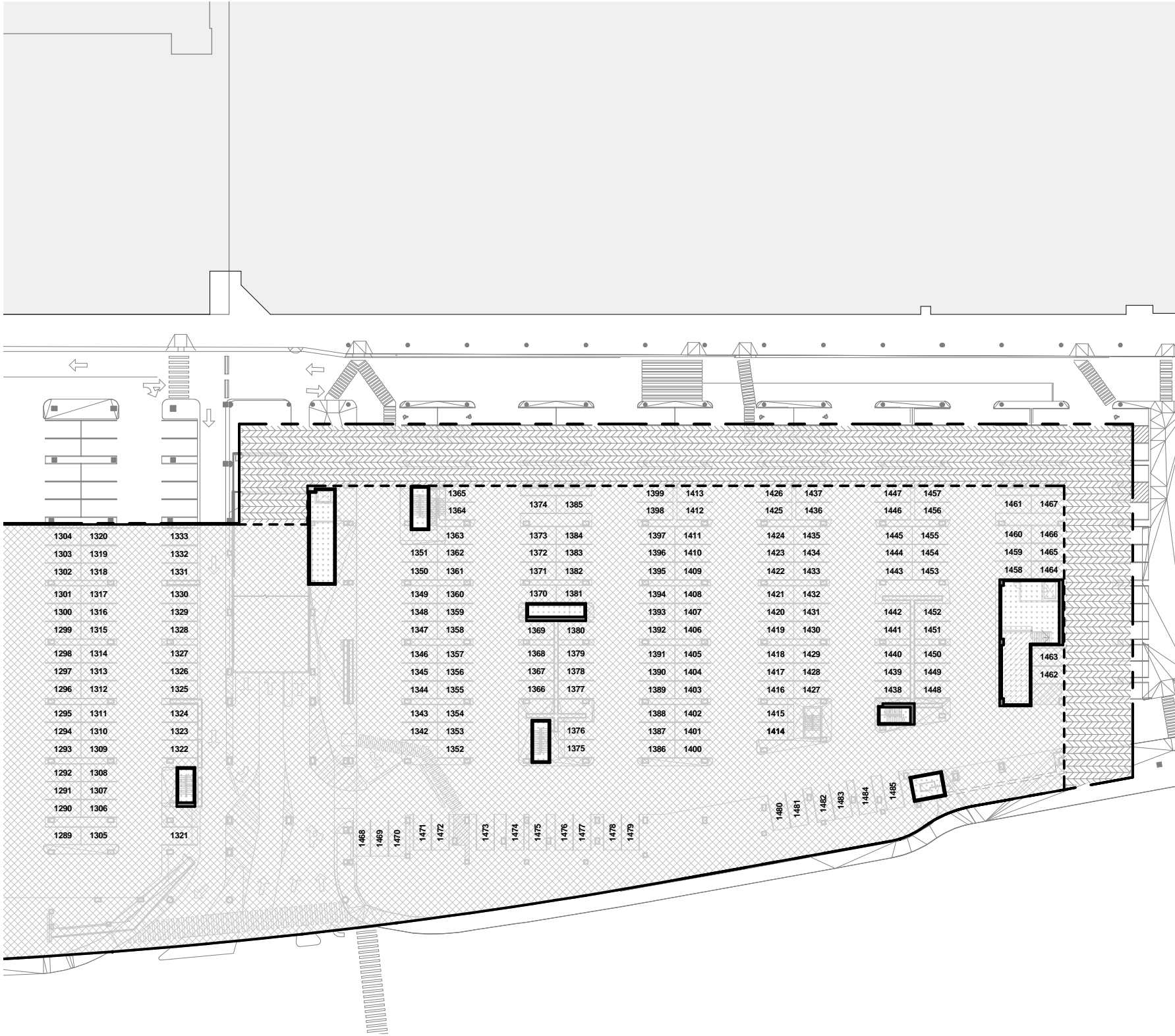
Date:  
January 23, 2016

Sheet Number:

**CPR - 1.01**

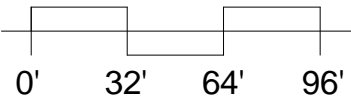






**LEGEND**

- LCE - C : COMMERCIAL LIMITED COMMON ELEMENT
- LCE - R : RESIDENTIAL LIMITED COMMON ELEMENT
- ENCROACHMENT AREA
- ENCROACHMENT LINE
- PROPERTY LINE



SCALE: 1/64" = 1'-0"



**RESIDENTIAL DEVELOPER**

AMX PARTNERS, LLC  
1288 Ala Moana Blvd.  
Suite 208  
Honolulu, HI 96814

**ARCHITECT OF RECORD**

BENJAMIN WOO ARCHITECTS  
1240 Ala Moana Blvd.  
Suite 540  
Honolulu, Hawaii 96814



1388 Ala Moana Boulevard  
Honolulu, HI 96814  
TMK: 2-3-038 : 13

NOTE:  
THIS SHEET, IS INTENDED ONLY TO SHOW THE LAYOUT, LOCATION, UNIT  
NUMBERS AND DIMENSIONS OF UNITS, AND OTHER INFORMATION REQUIRED  
BY SECTION 514B-33, HAWAII REVISED STATUTES, AS AMENDED, AND IS NOT  
INTENDED AND SHALL NOT BE DEEMED TO CONTAIN ANY REPRESENTATION  
OR WARRANTY WHATSOEVER



*Benjamin Woo*

**LEVEL 01 DH**

Date:  
January 23, 2016

Sheet Number:

**CPR - 1.01B**



LEGEND

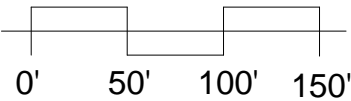
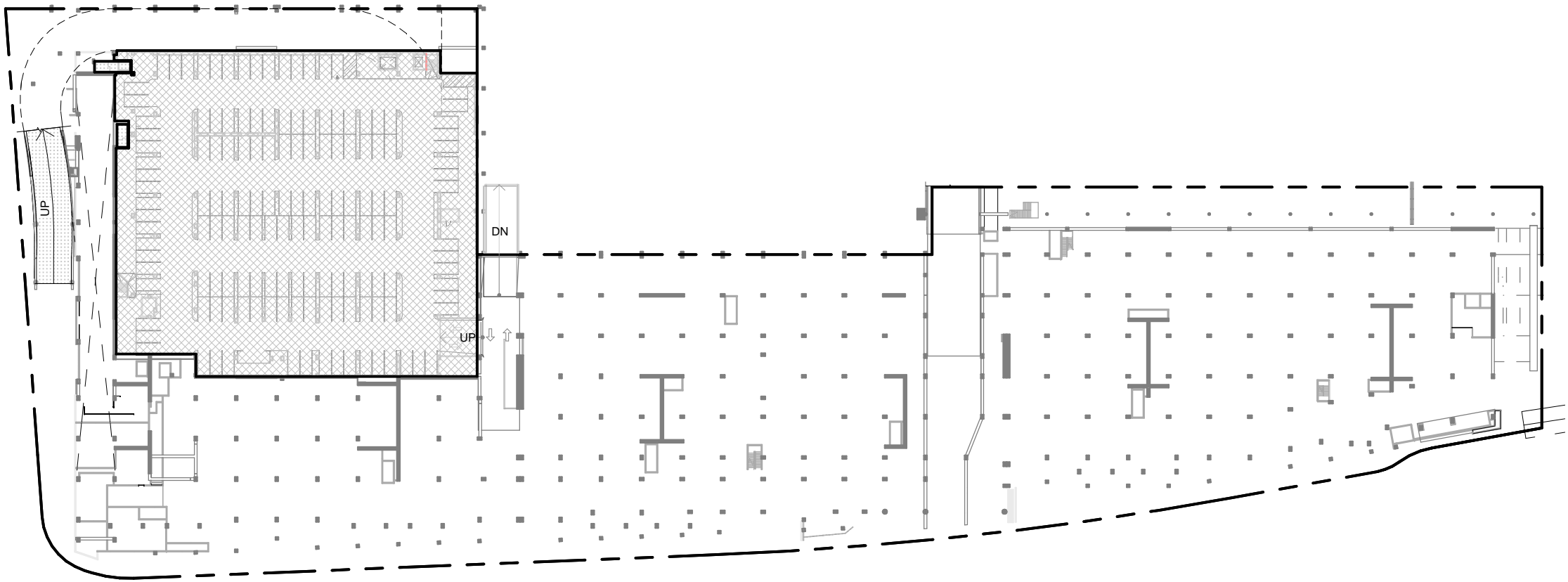


LCE - C : COMMERCIAL LIMITED COMMON ELEMENT

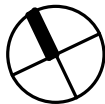


LCE - R : RESIDENTIAL LIMITED COMMON ELEMENT

PROPERTY LINE



SCALE: 1" = 100'-0"



RESIDENTIAL DEVELOPER

AMX PARTNERS, LLC  
1288 Ala Moana Blvd.  
Suite 208  
Honolulu, HI 96814

ARCHITECT OF RECORD

BENJAMIN WOO ARCHITECTS  
1240 Ala Moana Blvd.  
Suite 540  
Honolulu, Hawaii 96814



1388 Ala Moana Boulevard  
Honolulu, HI 96814  
TMK: 2-3-038 : 13

NOTE:  
THIS SHEET, IS INTENDED ONLY TO SHOW THE LAYOUT, LOCATION, UNIT  
NUMBERS AND DIMENSIONS OF UNITS, AND OTHER INFORMATION REQUIRED  
BY SECTION 514B-33, HAWAII REVISED STATUTES, AS AMENDED, AND IS NOT  
INTENDED AND SHALL NOT BE DEEMED TO CONTAIN ANY REPRESENTATION  
OR WARRANTY WHATSOEVER



*Benjamin Woo*

LEVEL 1M PLAN

Date:  
January 23, 2016

Sheet Number:

CPR - 1.02

LEGEND

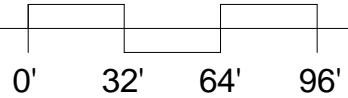
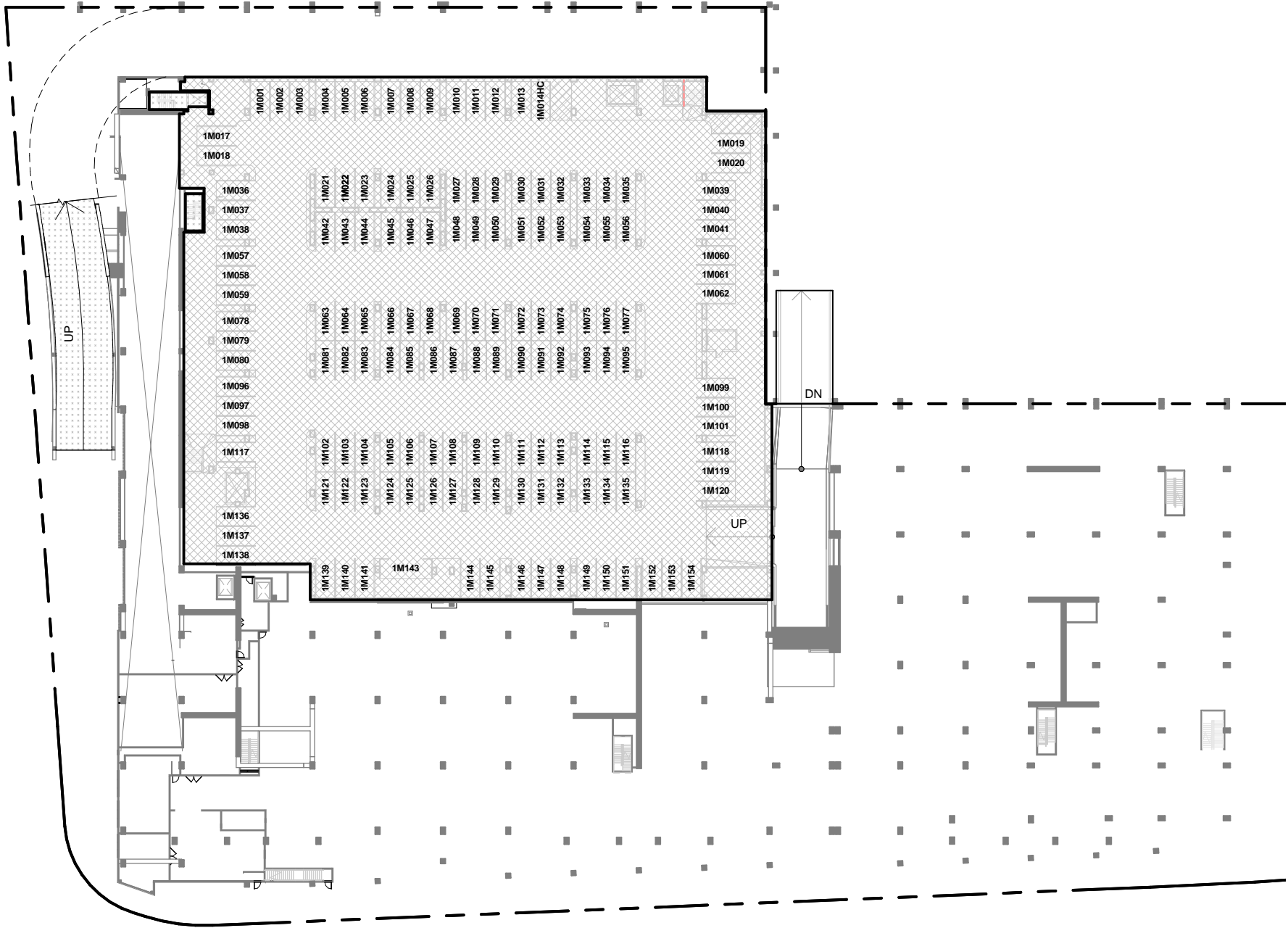


LCE - C : COMMERCIAL LIMITED COMMON ELEMENT



LCE - R : RESIDENTIAL LIMITED COMMON ELEMENT

PROPERTY LINE



SCALE: 1/64" = 1'-0"



RESIDENTIAL DEVELOPER

AMX PARTNERS, LLC  
1288 Ala Moana Blvd.  
Suite 208  
Honolulu, HI 96814

ARCHITECT OF RECORD

BENJAMIN WOO ARCHITECTS  
1240 Ala Moana Blvd.  
Suite 540  
Honolulu, Hawaii 96814



1388 Ala Moana Boulevard  
Honolulu, HI 96814  
TMK: 2-3-038 : 13

NOTE:  
THIS SHEET, IS INTENDED ONLY TO SHOW THE LAYOUT, LOCATION, UNIT  
NUMBERS AND DIMENSIONS OF UNITS, AND OTHER INFORMATION REQUIRED  
BY SECTION 514B-33, HAWAII REVISED STATUTES, AS AMENDED, AND IS NOT  
INTENDED AND SHALL NOT BE DEEMED TO CONTAIN ANY REPRESENTATION  
OR WARRANTY WHATSOEVER



*Benjamin Woo*






LEVEL 1M EWA

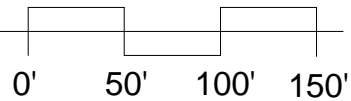
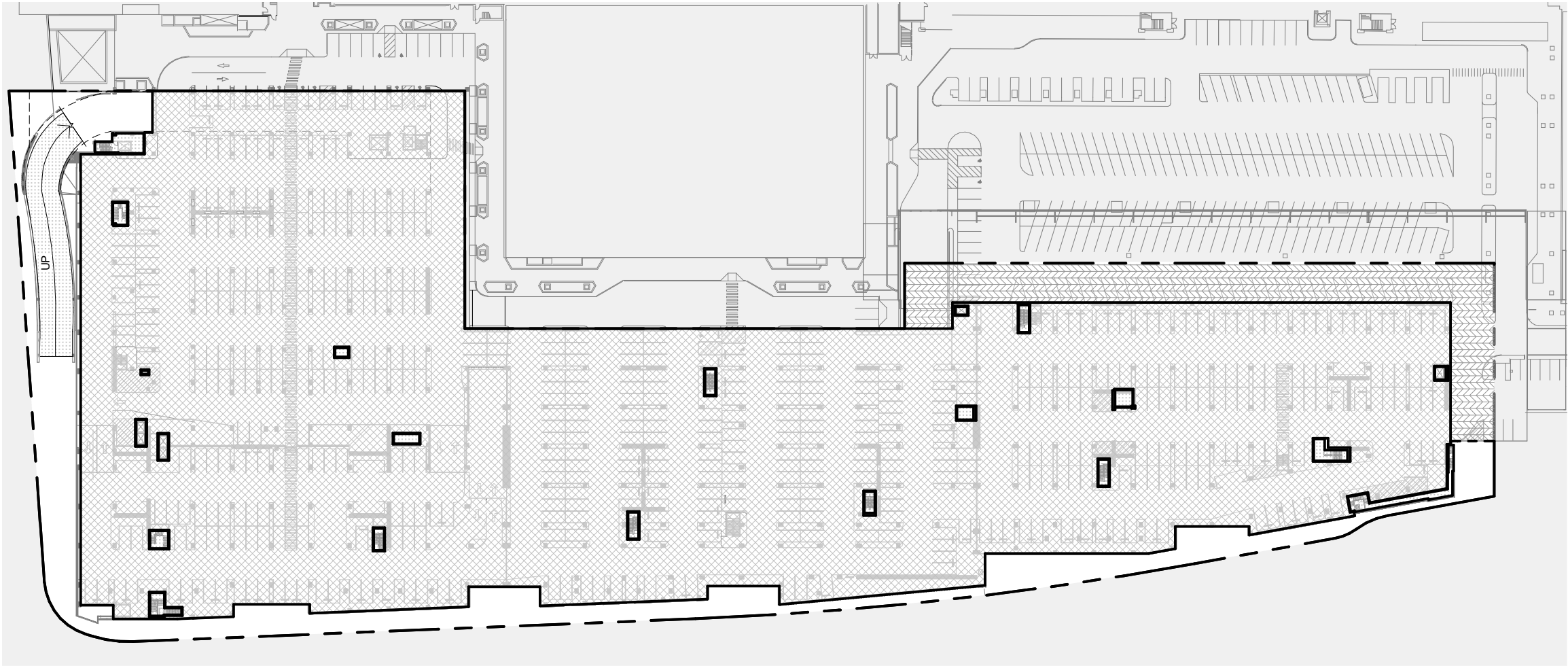
Date:  
January 23, 2016

Sheet Number:

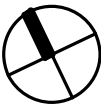
CPR - 1.02A

LEGEND

-  LCE - C : COMMERCIAL LIMITED COMMON ELEMENT
-  LCE - R : RESIDENTIAL LIMITED COMMON ELEMENT
-  ENCROACHMENT AREA
-  ENCROACHMENT LINE
-  PROPERTY LINE



SCALE: 1" = 100'-0"



RESIDENTIAL DEVELOPER

AMX PARTNERS, LLC  
1288 Ala Moana Blvd.  
Suite 208  
Honolulu, HI 96814

ARCHITECT OF RECORD

BENJAMIN WOO ARCHITECTS  
1240 Ala Moana Blvd.  
Suite 540  
Honolulu, Hawaii 96814



1388 Ala Moana Boulevard  
Honolulu, HI 96814  
TMK: 2-3-038 : 13

NOTE:  
THIS SHEET, IS INTENDED ONLY TO SHOW THE LAYOUT, LOCATION, UNIT  
NUMBERS AND DIMENSIONS OF UNITS, AND OTHER INFORMATION REQUIRED  
BY SECTION 514B-33, HAWAII REVISED STATUTES, AS AMENDED, AND IS NOT  
INTENDED AND SHALL NOT BE DEEMED TO CONTAIN ANY REPRESENTATION  
OR WARRANTY WHATSOEVER



*Benjamin Woo*

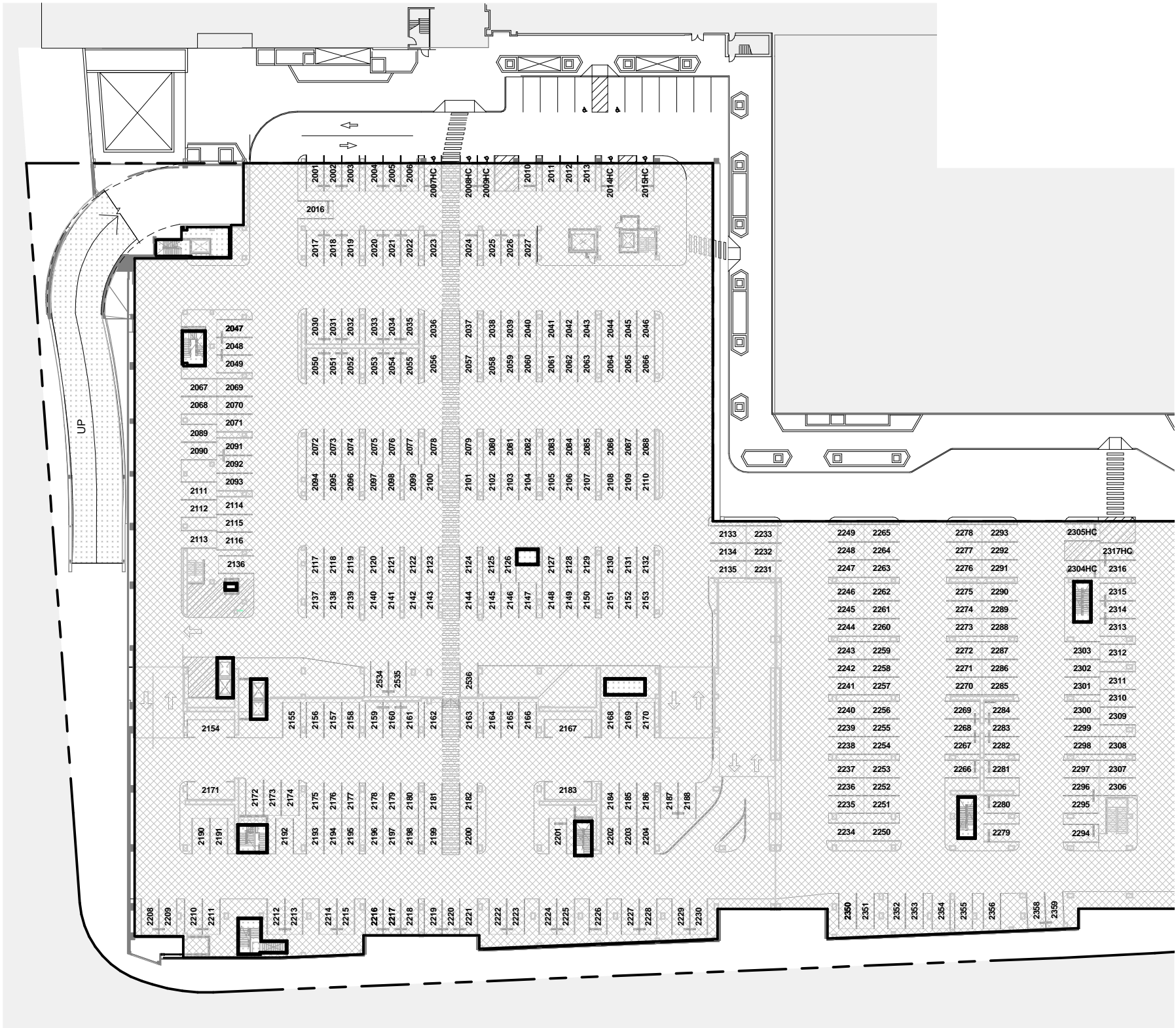
LEVEL 02 PLAN

Date:  
January 23, 2016




Sheet Number:

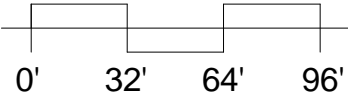
CPR - 1.03



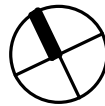


**LEGEND**

-  LCE - C : COMMERCIAL LIMITED COMMON ELEMENT
-  LCE - R : RESIDENTIAL LIMITED COMMON ELEMENT
-  PROPERTY LINE



SCALE: 1/64" = 1'-0"



**RESIDENTIAL DEVELOPER**

AMX PARTNERS, LLC  
1288 Ala Moana Blvd.  
Suite 208  
Honolulu, HI 96814

**ARCHITECT OF RECORD**

BENJAMIN WOO ARCHITECTS  
1240 Ala Moana Blvd.  
Suite 540  
Honolulu, Hawaii 96814



1388 Ala Moana Boulevard  
Honolulu, HI 96814  
TMK: 2-3-038 : 13

NOTE:  
THIS CONDOMINIUM MAP FOR THE CONDOMINIUM PROJECT, WHICH INCLUDES  
THIS SHEET, IS INTENDED ONLY TO SHOW THE LAYOUT, LOCATION, UNIT  
NUMBERS AND DIMENSIONS OF UNITS, AND OTHER INFORMATION REQUIRED  
BY SECTION 514B-33, HAWAII REVISED STATUTES, AS AMENDED, AND IS NOT  
INTENDED AND SHALL NOT BE DEEMED TO CONTAIN ANY REPRESENTATION  
OR WARRANTY WHATSOEVER



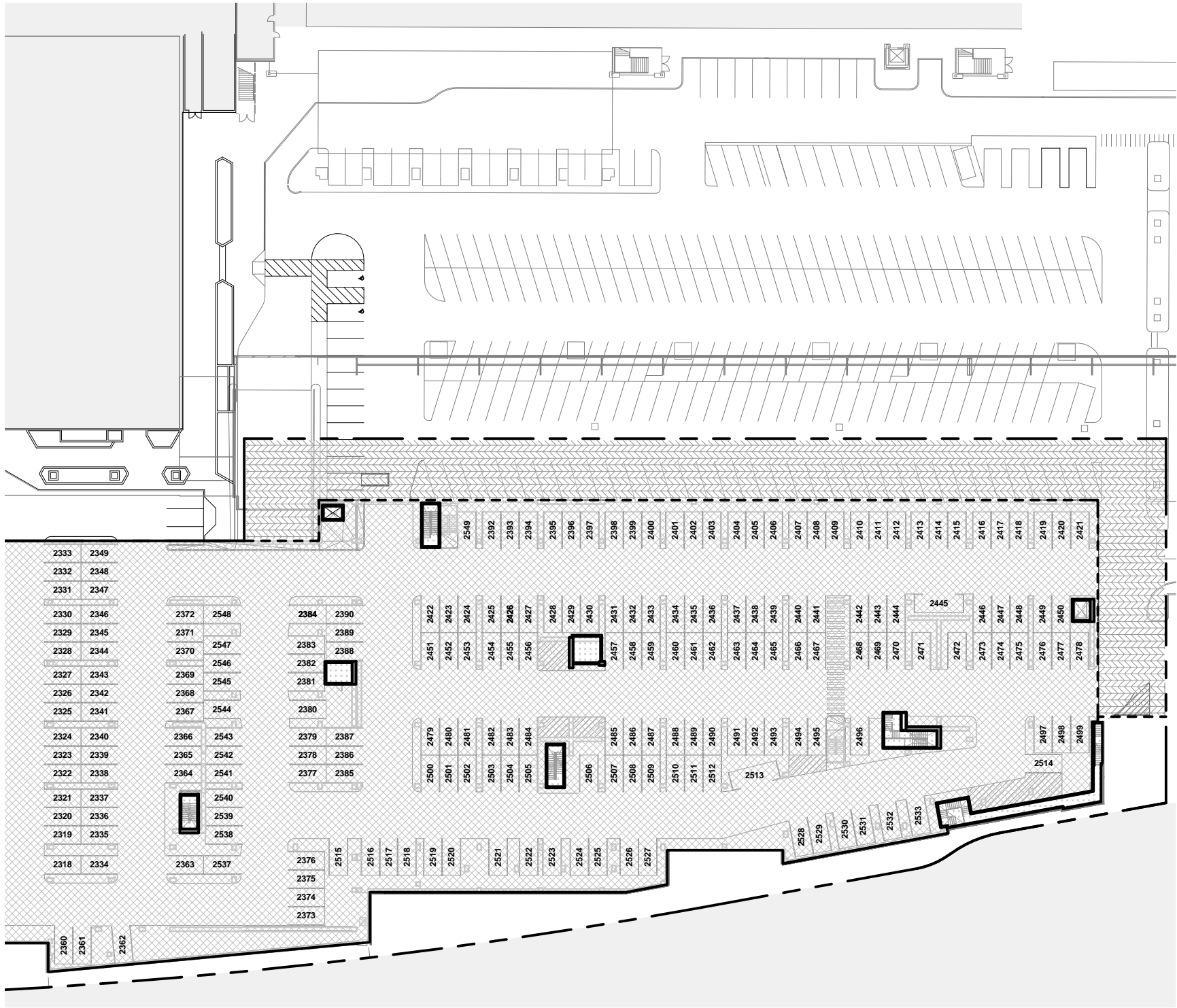
*Benjamin Woo*

**LEVEL 02 EWA**






Date:  
January 23, 2016

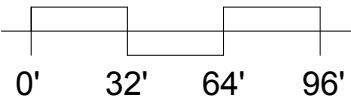
Sheet Number:

**CPR - 1.03A**



**LEGEND**

-  LCE - C : COMMERCIAL LIMITED COMMON ELEMENT
-  LCE - R : RESIDENTIAL LIMITED COMMON ELEMENT
-  ENCROACHMENT AREA
-  ENCROACHMENT LINE
-  PROPERTY LINE



SCALE: 1/64" = 1'-0"



**RESIDENTIAL DEVELOPER**

AMX PARTNERS, LLC  
1288 Ala Moana Blvd.  
Suite 208  
Honolulu, HI 96814

**ARCHITECT OF RECORD**

BENJAMIN WOO ARCHITECTS  
1240 Ala Moana Blvd.  
Suite 540  
Honolulu, Hawaii 96814



1388 Ala Moana Boulevard  
Honolulu, HI 96814  
TMK: 2-3-038 : 13

NOTE:  
THIS CONDOMINIUM MAP FOR THE CONDOMINIUM PROJECT, WHICH INCLUDES  
THIS SHEET, IS INTENDED ONLY TO SHOW THE LAYOUT, LOCATION, UNIT  
NUMBERS AND DIMENSIONS OF UNITS, AND OTHER INFORMATION REQUIRED  
BY SECTION 514B-33, HAWAII REVISED STATUTES, AS AMENDED, AND IS NOT  
INTENDED AND SHALL NOT BE DEEMED TO CONTAIN ANY REPRESENTATION  
OR WARRANTY WHATSOEVER



*Benjamin Woo*

**LEVEL 02 DH**





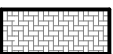

Date:  
January 23, 2016

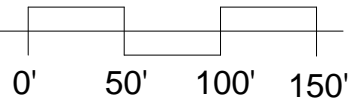
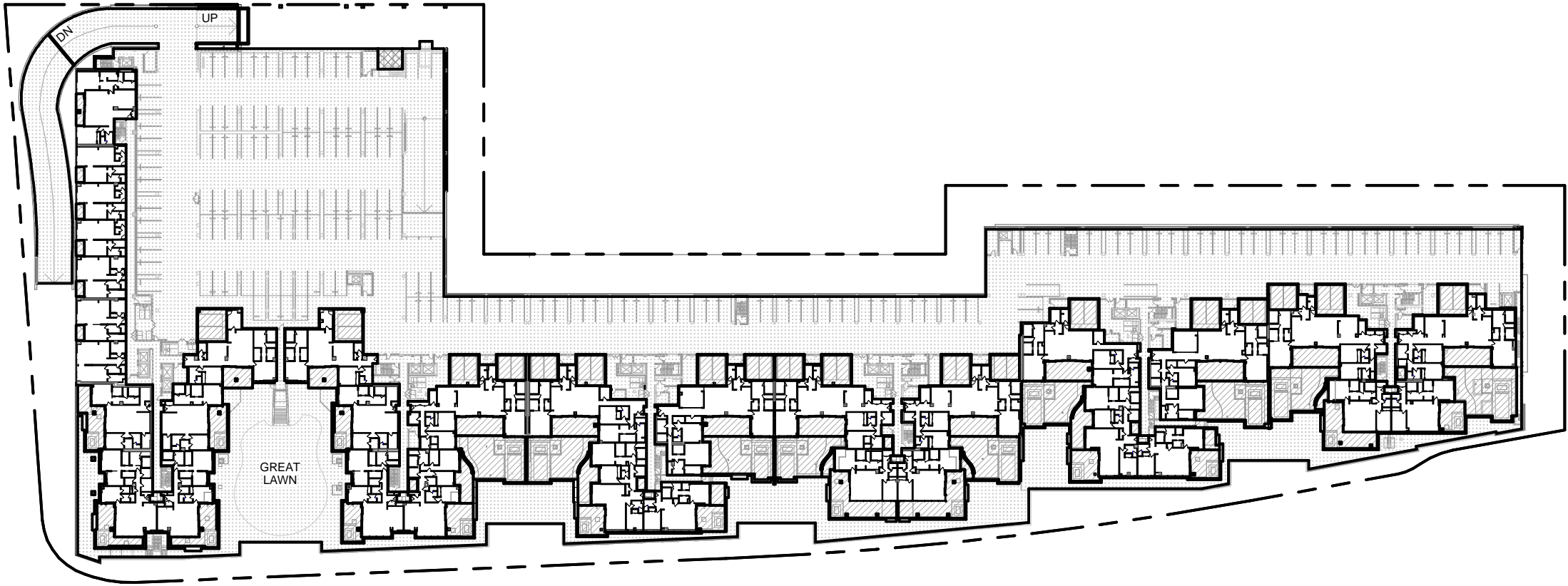
Sheet Number:

**CPR - 1.03B**



LEGEND

-  LCE - C : COMMERCIAL LIMITED COMMON ELEMENT
-  LCE - R : RESIDENTIAL LIMITED COMMON ELEMENT
-  I-LCE : INDIVIDUAL LIMITED COMMON ELEMENT
- PARKING STALLS, STORAGE LOCKERS, AND STORAGE ROOMS ARE I-LCE AS ASSIGNED AND SET FORTH IN THE DECLARATION, AND THOSE ARE SHOWN AS PART OF LCE-R FOR ILLUSTRATIVE PURPOSES ONLY.
-  RU : RESIDENTIAL UNIT
-  POTENTIAL I-LCE : POTENTIAL INDIVIDUAL RESIDENTIAL COMMON ELEMENT
-  PROPERTY LINE



SCALE: 1" = 100'-0"



RESIDENTIAL DEVELOPER

AMX PARTNERS, LLC  
1288 Ala Moana Blvd.  
Suite 208  
Honolulu, HI 96814

ARCHITECT OF RECORD

BENJAMIN WOO ARCHITECTS  
1240 Ala Moana Blvd.  
Suite 540  
Honolulu, Hawaii 96814



1388 Ala Moana Boulevard  
Honolulu, HI 96814  
TMK: 2-3-038 : 13

NOTE:  
THIS SHEET, IS INTENDED ONLY TO SHOW THE LAYOUT, LOCATION, UNIT NUMBERS AND DIMENSIONS OF UNITS, AND OTHER INFORMATION REQUIRED BY SECTION 514B-33, HAWAII REVISED STATUTES, AS AMENDED, AND IS NOT INTENDED AND SHALL NOT BE DEEMED TO CONTAIN ANY REPRESENTATION OR WARRANTY WHATSOEVER



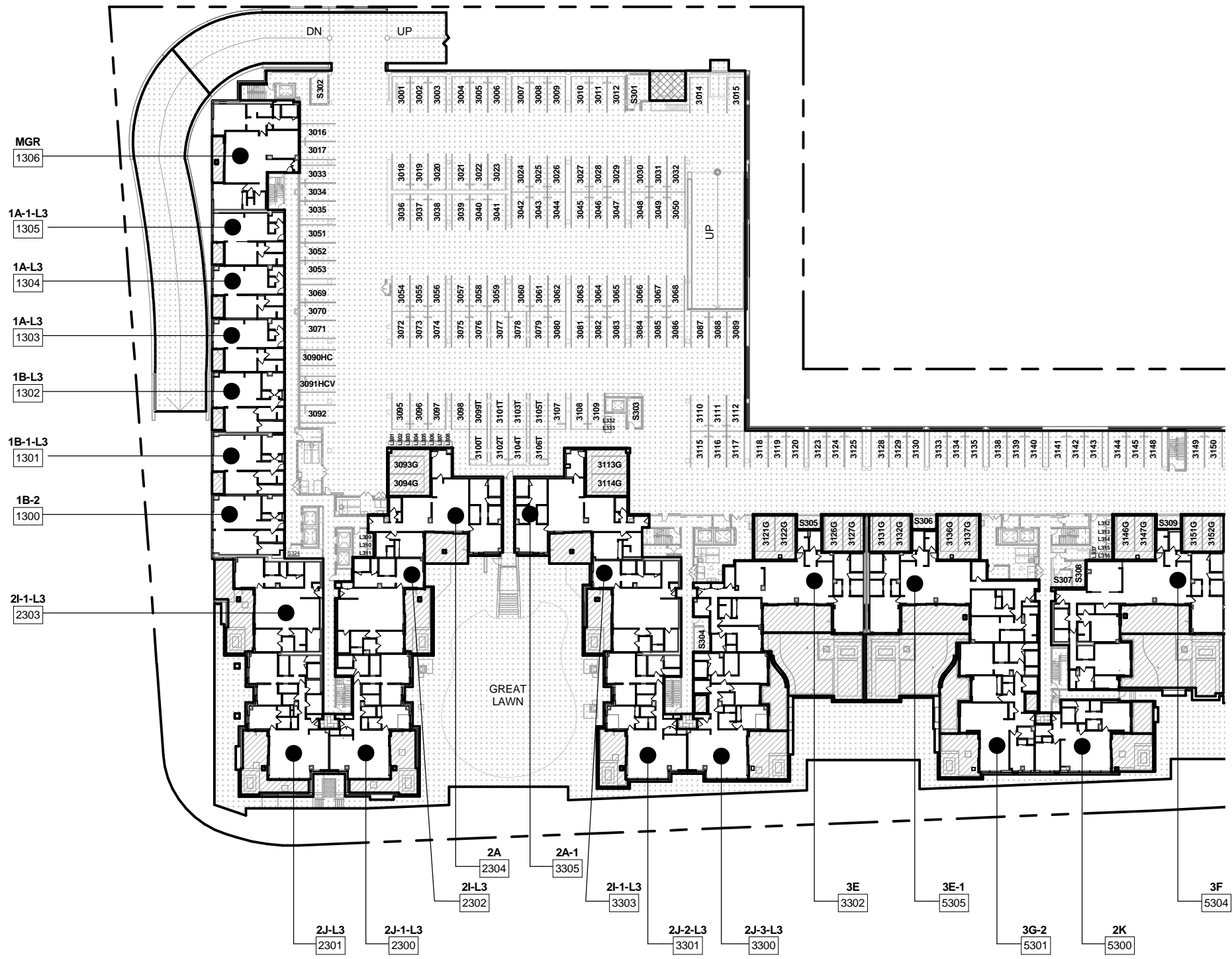
*Benjamin Woo*

LEVEL 03 PLAN

Date:  
January 23, 2016

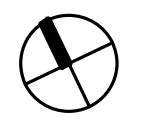
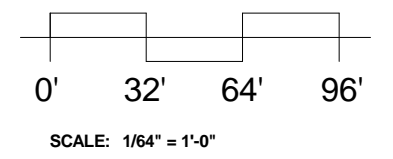
Sheet Number:

CPR - 1.04



LEGEND

- LCE - C : COMMERCIAL LIMITED COMMON ELEMENT
  - LCE - R : RESIDENTIAL LIMITED COMMON ELEMENT
  - I-LCE : INDIVIDUAL LIMITED COMMON ELEMENT
  - RU : RESIDENTIAL UNIT
  - POTENTIAL I-LCE : POTENTIAL INDIVIDUAL RESIDENTIAL COMMON ELEMENT
  - PROPERTY LINE
- PARKING STALLS, STORAGE LOCKERS, AND STORAGE ROOMS ARE I-LCE AS ASSIGNED AND SET FORTH IN THE DECLARATION, AND THOSE ARE SHOWN AS PART OF LCE-R FOR ILLUSTRATIVE PURPOSES ONLY.



RESIDENTIAL DEVELOPER  
AMX PARTNERS, LLC  
1288 Ala Moana Blvd.  
Suite 208  
Honolulu, HI 96814

ARCHITECT OF RECORD  
BENJAMIN WOO ARCHITECTS  
1240 Ala Moana Blvd.  
Suite 540  
Honolulu, Hawaii 96814



1388 Ala Moana Boulevard  
Honolulu, HI 96814  
TMK: 2-3-038 : 13

NOTE:  
THIS CONDOMINIUM MAP FOR THE CONDOMINIUM PROJECT, WHICH INCLUDES THIS SHEET, IS INTENDED ONLY TO SHOW THE LAYOUT, LOCATION, UNIT NUMBERS AND DIMENSIONS OF UNITS, AND OTHER INFORMATION REQUIRED BY SECTION 514B-33, HAWAII REVISED STATUTES, AS AMENDED, AND IS NOT INTENDED AND SHALL NOT BE DEEMED TO CONTAIN ANY REPRESENTATION OR WARRANTY WHATSOEVER




*Benjamin Woo*

LEVEL 03 EWA  
Date:  
January 23, 2016

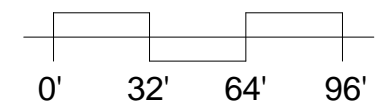
Sheet Number:  
CPR - 1.04A



11



\_\_\_\_\_



PARK LANE  
ALA MOANA



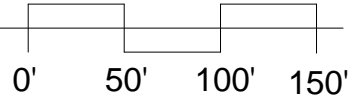
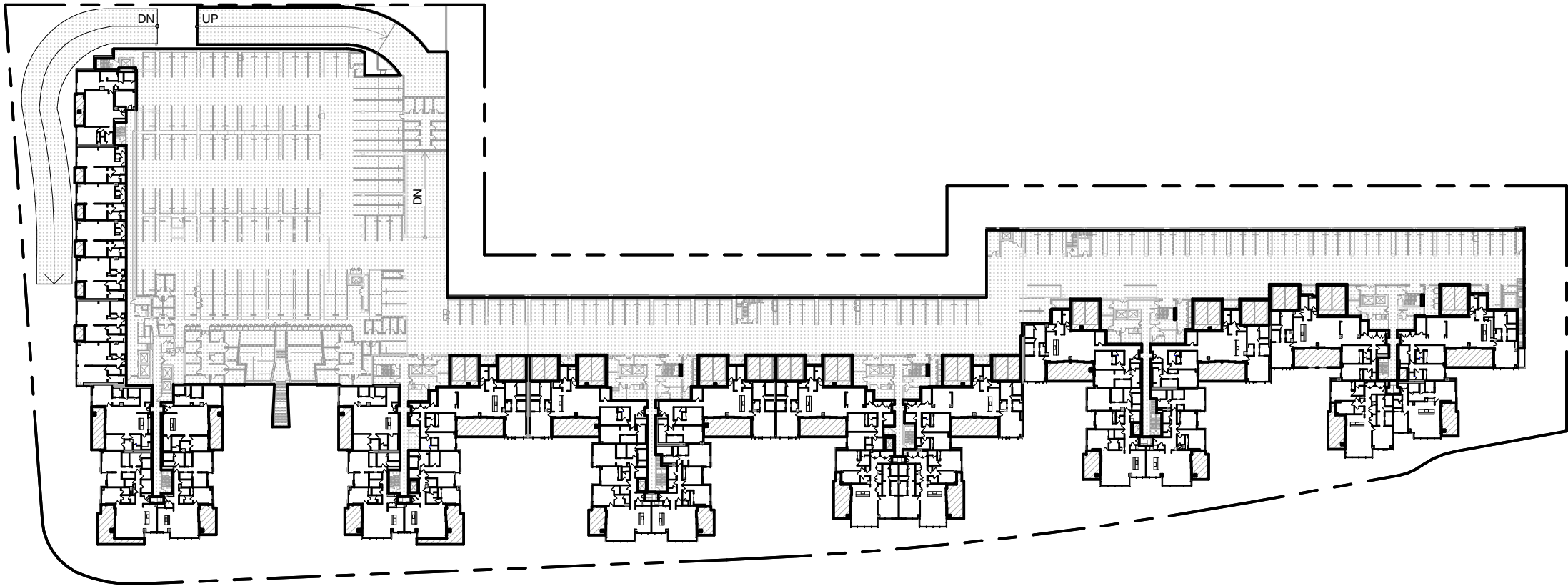
By: Ann ARWoo

CPR - 1.04B

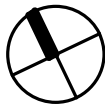


LEGEND

- LCE - R : RESIDENTIAL LIMITED COMMON ELEMENT
- I-LCE : INDIVIDUAL LIMITED COMMON ELEMENT
- POTENTIAL I-LCE : POTENTIAL INDIVIDUAL RESIDENTIAL COMMON ELEMENT
- PARKING STALLS, STORAGE LOCKERS, AND STORAGE ROOMS ARE I-LCE AS ASSIGNED AND SET FORTH IN THE DECLARATION, AND THOSE ARE SHOWN AS PART OF LCE-R FOR ILLUSTRATIVE PURPOSES ONLY.
- RU : RESIDENTIAL UNIT
- PROPERTY LINE



SCALE: 1" = 100'-0"



RESIDENTIAL DEVELOPER

AMX PARTNERS, LLC  
1288 Ala Moana Blvd.  
Suite 208  
Honolulu, HI 96814

ARCHITECT OF RECORD

BENJAMIN WOO ARCHITECTS  
1240 Ala Moana Blvd.  
Suite 540  
Honolulu, Hawaii 96814



1388 Ala Moana Boulevard  
Honolulu, HI 96814  
TMK: 2-3-038 : 13

NOTE:  
THIS SHEET, IS INTENDED ONLY TO SHOW THE LAYOUT, LOCATION, UNIT NUMBERS AND DIMENSIONS OF UNITS, AND OTHER INFORMATION REQUIRED BY SECTION 514B-33, HAWAII REVISED STATUTES, AS AMENDED, AND IS NOT INTENDED AND SHALL NOT BE DEEMED TO CONTAIN ANY REPRESENTATION OR WARRANTY WHATSOEVER



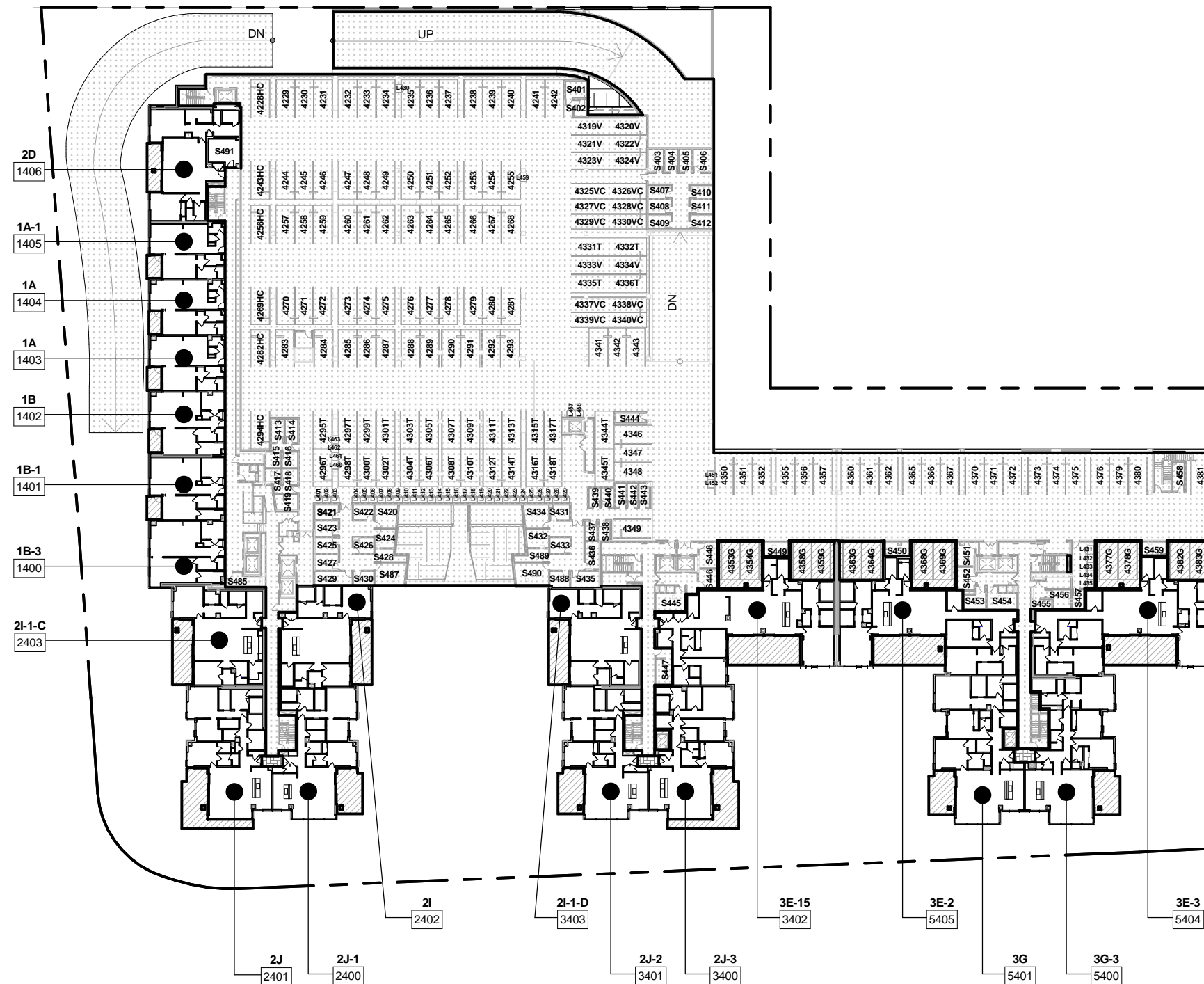
*Benjamin Woo*

LEVEL 04 PLAN

Date:  
January 23, 2016

Sheet Number:

CPR - 1.05



## LEGEND



LCE - R : RESIDENTIAL LIMITED COMMON ELEMENT



I-LCE : INDIVIDUAL LIMITED COMMON ELEMENT

PARKING STALLS, STORAGE LOCKERS, AND STORAGE ROOMS ARE I-LCE AS ASSIGNED AND SET FORTH IN THE DECLARATION, AND THOSE ARE SHOWN AS PART OF LCE-R FOR ILLUSTRATIVE PURPOSES ONLY.



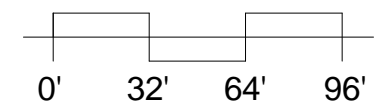
RU : RESIDENTIAL UNIT



POTENTIAL I-LCE : POTENTIAL INDIVIDUAL RESIDENTIAL COMMON ELEMENT



PROPERTY LINE



SCALE: 1/64" = 1'-0"



### RESIDENTIAL DEVELOPER

AMX PARTNERS, LLC  
1288 Ala Moana Blvd.  
Suite 208  
Honolulu, HI 96814

### ARCHITECT OF RECORD

BENJAMIN WOO ARCHITECTS  
1240 Ala Moana Blvd.  
Suite 540  
Honolulu, Hawaii 96814



1388 Ala Moana Boulevard  
Honolulu, HI 96814  
TMK: 2-3-038 : 13

NOTE:  
THE CONDOMINIUM MAP FOR THE CONDOMINIUM PROJECT, WHICH INCLUDES THIS SHEET, IS INTENDED ONLY TO SHOW THE LAYOUT, LOCATION, UNIT NUMBERS AND DIMENSIONS OF UNITS, AND OTHER INFORMATION REQUIRED BY SECTION 514B-33, HAWAII REVISED STATUTES, AS AMENDED, AND IS NOT INTENDED AND SHALL NOT BE DEEMED TO CONTAIN ANY REPRESENTATION OR WARRANTY WHATSOEVER.



*Benjamin Woo*

### LEVEL 04 EWA

Date:  
January 23, 2016

Sheet Number:

CPR - 1.05A

LEGEND



LCE - R : RESIDENTIAL LIMITED COMMON ELEMENT

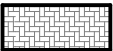


I-LCE : INDIVIDUAL LIMITED COMMON ELEMENT

PARKING STALLS, STORAGE LOCKERS, AND STORAGE ROOMS ARE I-LCE AS ASSIGNED AND SET FORTH IN THE DECLARATION, AND THOSE ARE SHOWN AS PART OF LCE-R FOR ILLUSTRATIVE PURPOSES ONLY.



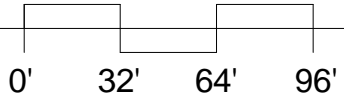
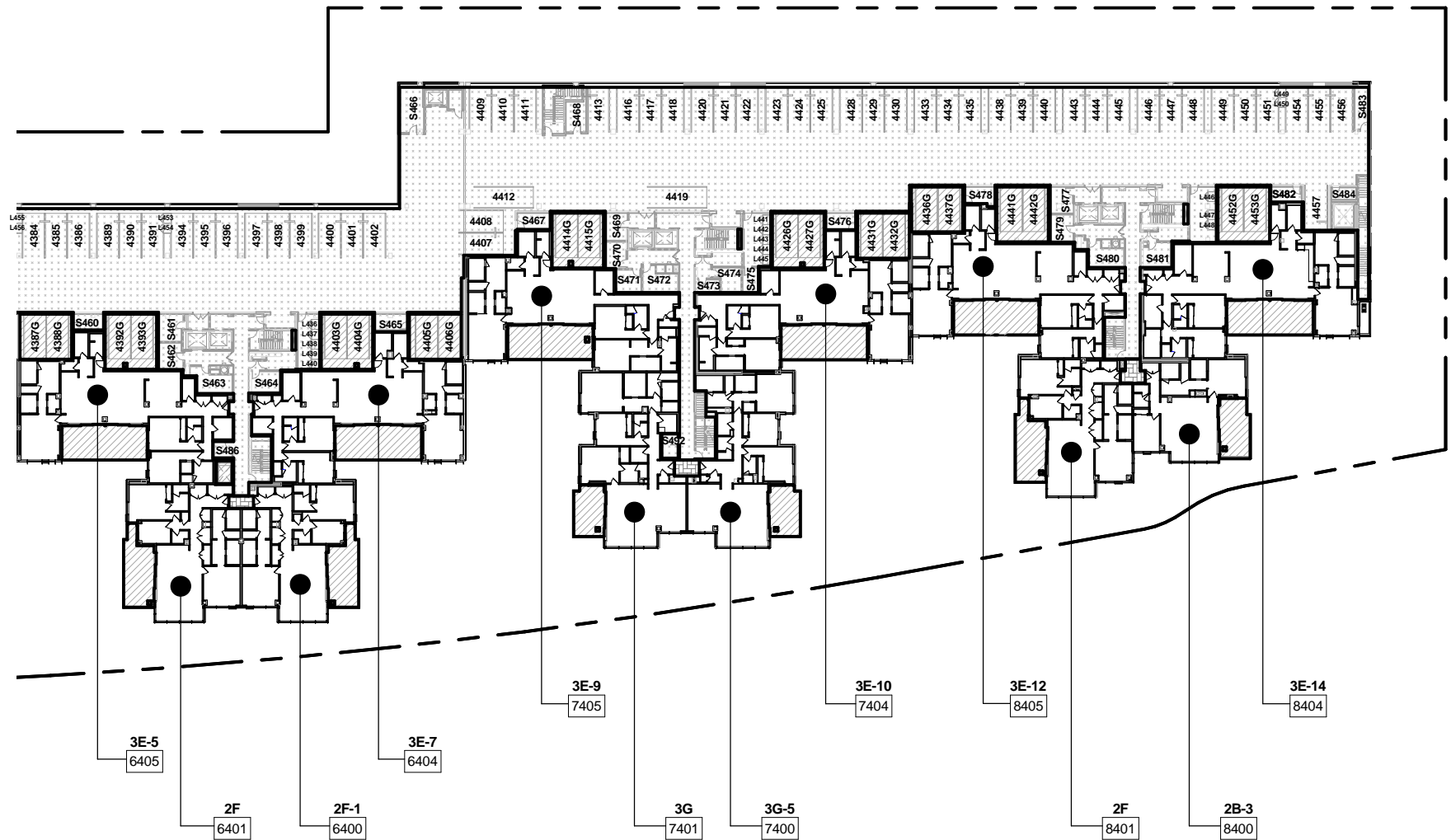
RU : RESIDENTIAL UNIT



POTENTIAL I-LCE : POTENTIAL INDIVIDUAL RESIDENTIAL COMMON ELEMENT



PROPERTY LINE



SCALE: 1/64" = 1'-0"



RESIDENTIAL DEVELOPER

AMX PARTNERS, LLC  
1288 Ala Moana Blvd.  
Suite 208  
Honolulu, HI 96814

ARCHITECT OF RECORD

BENJAMIN WOO ARCHITECTS  
1240 Ala Moana Blvd.  
Suite 540  
Honolulu, Hawaii 96814



1388 Ala Moana Boulevard  
Honolulu, HI 96814  
TMK: 2-3-038 : 13

NOTE:  
THIS SHEET, IS INTENDED ONLY TO SHOW THE LAYOUT, LOCATION, UNIT  
NUMBERS AND DIMENSIONS OF UNITS, AND OTHER INFORMATION REQUIRED  
BY SECTION 514B-33, HAWAII REVISED STATUTES, AS AMENDED, AND IS NOT  
INTENDED AND SHALL NOT BE DEEMED TO CONTAIN ANY REPRESENTATION  
OR WARRANTY WHATSOEVER



*Benjamin Woo*

LEVEL 04 DH

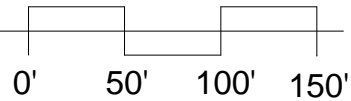
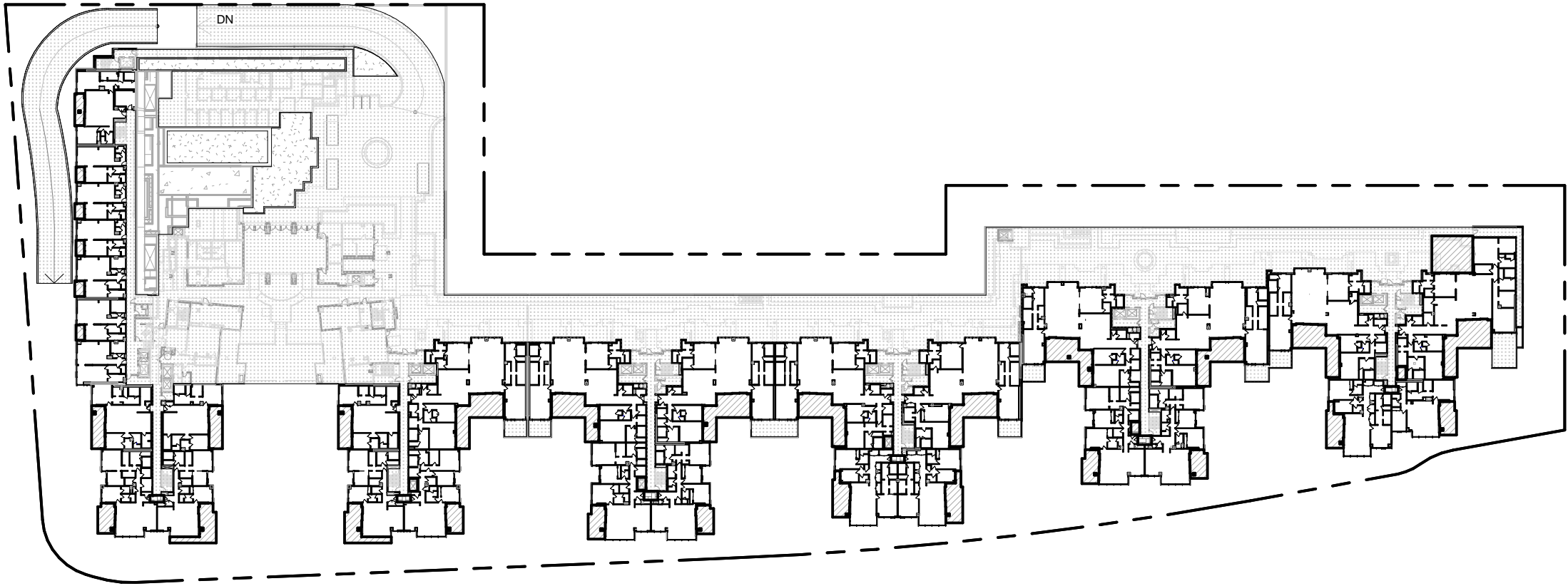
Date:  
January 23, 2016

Sheet Number:

CPR - 1.05B

LEGEND

- LCE - R : RESIDENTIAL LIMITED COMMON ELEMENT
- I-LCE : INDIVIDUAL LIMITED COMMON ELEMENT
- STORAGE ROOMS ARE I-LCE AS ASSIGNED AND SET FORTH IN THE DECLARATION, AND THOSE ARE SHOWN AS PART OF LCE-R FOR ILLUSTRATIVE PURPOSES ONLY.
- RU : RESIDENTIAL UNIT
- POTENTIAL I-LCE : POTENTIAL INDIVIDUAL RESIDENTIAL COMMON ELEMENT
- PROPERTY LINE



SCALE: 1" = 100'-0"



RESIDENTIAL DEVELOPER

AMX PARTNERS, LLC  
1288 Ala Moana Blvd.  
Suite 208  
Honolulu, HI 96814

ARCHITECT OF RECORD

BENJAMIN WOO ARCHITECTS  
1240 Ala Moana Blvd.  
Suite 540  
Honolulu, Hawaii 96814



1388 Ala Moana Boulevard  
Honolulu, HI 96814  
TMK: 2-3-038 : 13

NOTE:  
THIS SHEET, IS INTENDED ONLY TO SHOW THE LAYOUT, LOCATION, UNIT NUMBERS AND DIMENSIONS OF UNITS, AND OTHER INFORMATION REQUIRED BY SECTION 514B-33, HAWAII REVISED STATUTES, AS AMENDED, AND IS NOT INTENDED AND SHALL NOT BE DEEMED TO CONTAIN ANY REPRESENTATION OR WARRANTY WHATSOEVER



*Benjamin Woo*

LEVEL 05 PLAN

Date:  
January 23, 2016

Sheet Number:

CPR - 1.06

LEGEND



LCE - R : RESIDENTIAL LIMITED COMMON ELEMENT




I-LCE : INDIVIDUAL LIMITED COMMON ELEMENT

STORAGE ROOMS ARE I-LCE AS ASSIGNED AND SET FORTH IN THE DECLARATION, AND THOSE ARE SHOWN AS PART OF LCE-R FOR ILLUSTRATIVE PURPOSES ONLY.

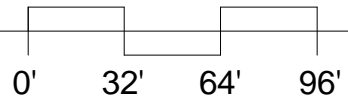
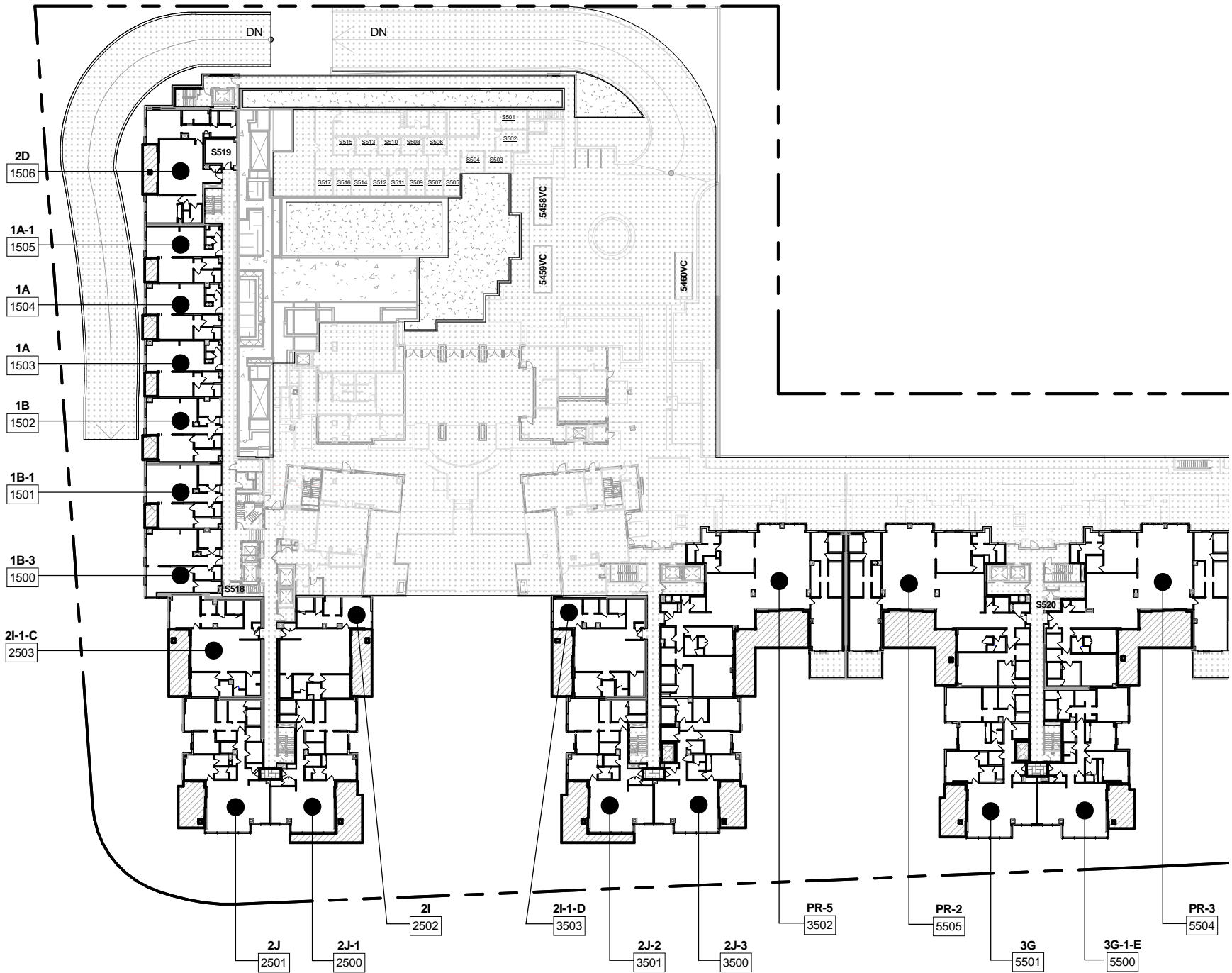


RU : RESIDENTIAL UNIT

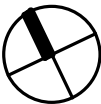


POTENTIAL I-LCE : POTENTIAL INDIVIDUAL RESIDENTIAL COMMON ELEMENT

--- PROPERTY LINE



SCALE: 1/64" = 1'-0"



RESIDENTIAL DEVELOPER

AMX PARTNERS, LLC  
1288 Ala Moana Blvd.  
Suite 208  
Honolulu, HI 96814

ARCHITECT OF RECORD

BENJAMIN WOO ARCHITECTS  
1240 Ala Moana Blvd.  
Suite 540  
Honolulu, Hawaii 96814



1388 Ala Moana Boulevard  
Honolulu, HI 96814  
TMK: 2-3-038 : 13

NOTE:  
THIS SHEET, IS INTENDED ONLY TO SHOW THE LAYOUT, LOCATION, UNIT  
NUMBERS AND DIMENSIONS OF UNITS, AND OTHER INFORMATION REQUIRED  
BY SECTION 514B-33, HAWAII REVISED STATUTES, AS AMENDED, AND IS NOT  
INTENDED AND SHALL NOT BE DEEMED TO CONTAIN ANY REPRESENTATION  
OR WARRANTY WHATSOEVER



*Benjamin Woo*

LEVEL 05 EWA

Date:  
January 23, 2016

Sheet Number:

CPR - 1.06A



LEGEND



LCE - R : RESIDENTIAL LIMITED COMMON ELEMENT

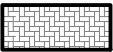


I-LCE : INDIVIDUAL LIMITED COMMON ELEMENT

STORAGE ROOMS ARE I-LCE AS ASSIGNED AND SET FORTH IN THE DECLARATION, AND THOSE ARE SHOWN AS PART OF LCE-R FOR ILLUSTRATIVE PURPOSES ONLY.

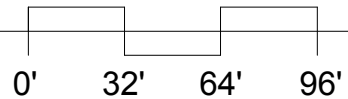
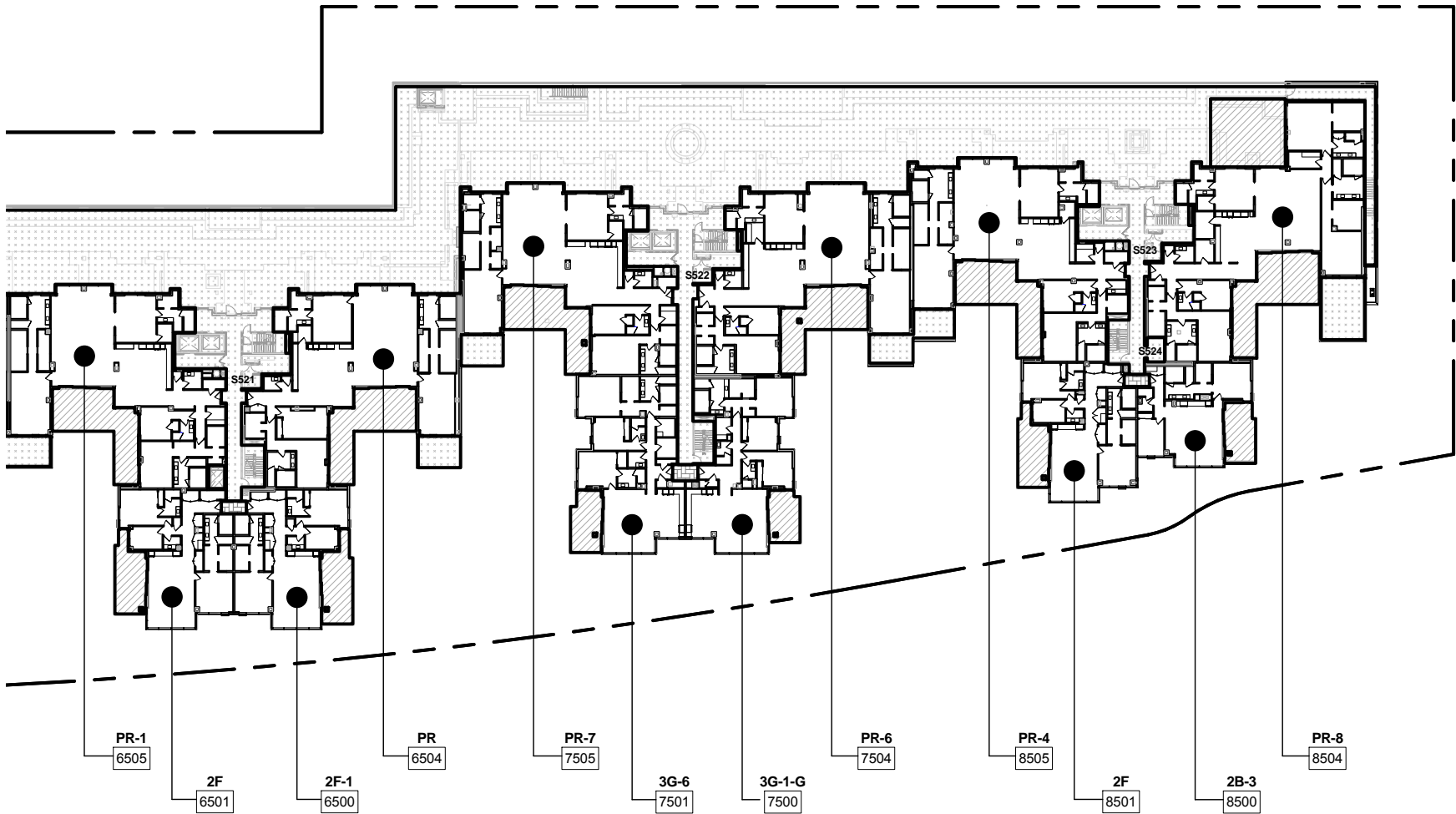


RU : RESIDENTIAL UNIT

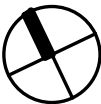


POTENTIAL I-LCE : POTENTIAL INDIVIDUAL RESIDENTIAL COMMON ELEMENT

--- PROPERTY LINE



SCALE: 1/64" = 1'-0"



RESIDENTIAL DEVELOPER

AMX PARTNERS, LLC  
1288 Ala Moana Blvd.  
Suite 208  
Honolulu, HI 96814

ARCHITECT OF RECORD

BENJAMIN WOO ARCHITECTS  
1240 Ala Moana Blvd.  
Suite 540  
Honolulu, Hawaii 96814



1388 Ala Moana Boulevard  
Honolulu, HI 96814  
TMK: 2-3-038 : 13

NOTE:  
THIS SHEET, IS INTENDED ONLY TO SHOW THE LAYOUT, LOCATION, UNIT  
NUMBERS AND DIMENSIONS OF UNITS, AND OTHER INFORMATION REQUIRED  
BY SECTION 514B-33, HAWAII REVISED STATUTES, AS AMENDED, AND IS NOT  
INTENDED AND SHALL NOT BE DEEMED TO CONTAIN ANY REPRESENTATION  
OR WARRANTY WHATSOEVER



*Benjamin Woo*

LEVEL 05 DH

Date:  
January 23, 2016

Sheet Number:

CPR - 1.06B

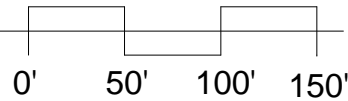
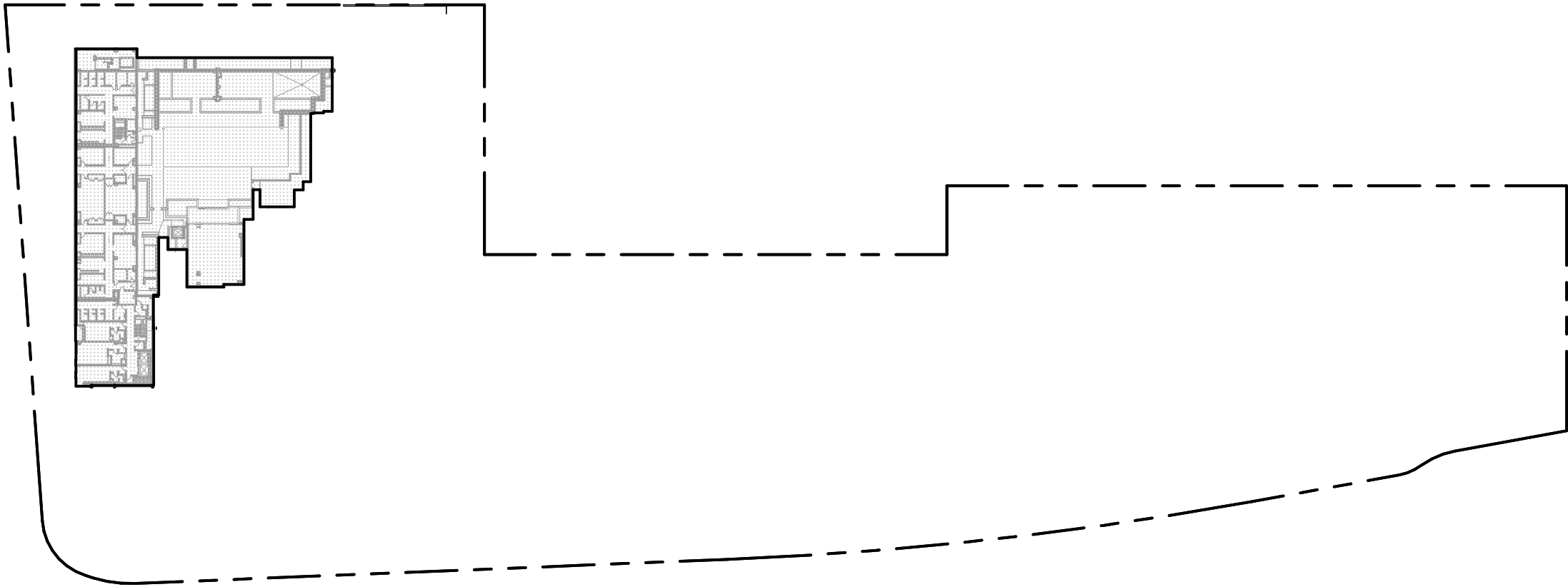
LEGEND



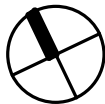
LCE - R : RESIDENTIAL LIMITED COMMON ELEMENT



PROPERTY LINE



SCALE: 1" = 100'-0"



RESIDENTIAL DEVELOPER

AMX PARTNERS, LLC  
1288 Ala Moana Blvd.  
Suite 208  
Honolulu, HI 96814

ARCHITECT OF RECORD

BENJAMIN WOO ARCHITECTS  
1240 Ala Moana Blvd.  
Suite 540  
Honolulu, Hawaii 96814



1388 Ala Moana Boulevard  
Honolulu, HI 96814  
TMK: 2-3-038 : 13

NOTE:  
THIS SHEET, IS INTENDED ONLY TO SHOW THE LAYOUT, LOCATION, UNIT  
NUMBERS AND DIMENSIONS OF UNITS, AND OTHER INFORMATION REQUIRED  
BY SECTION 514B-33, HAWAII REVISED STATUTES, AS AMENDED, AND IS NOT  
INTENDED AND SHALL NOT BE DEEMED TO CONTAIN ANY REPRESENTATION  
OR WARRANTY WHATSOEVER



*Benjamin Woo*

LEVEL 05A PLAN

Date:  
January 23, 2016

Sheet Number:

CPR - 1.06C

LEGEND



LCE - R : RESIDENTIAL LIMITED COMMON ELEMENT




I-LCE : INDIVIDUAL LIMITED COMMON ELEMENT

STORAGE ROOMS ARE I-LCE AS ASSIGNED AND SET FORTH IN THE DECLARATION, AND THOSE ARE SHOWN AS PART OF LCE-R FOR ILLUSTRATIVE PURPOSES ONLY.



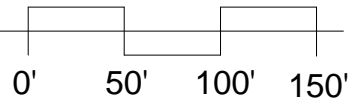
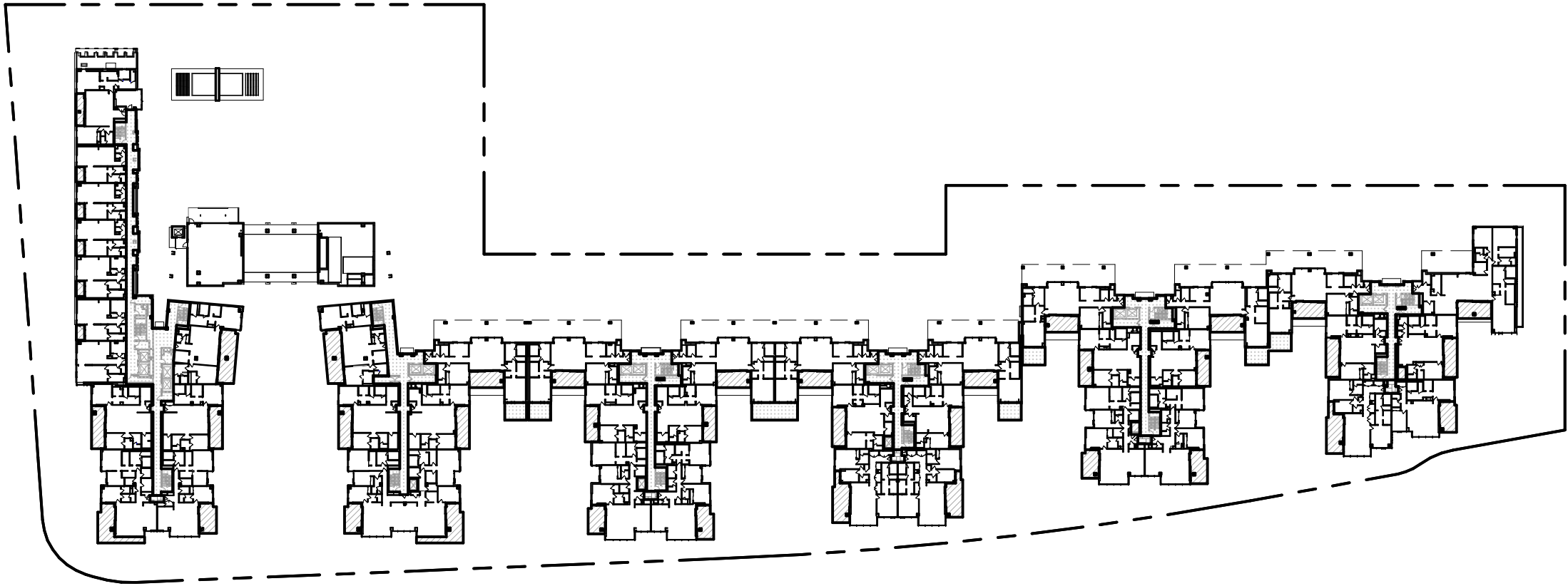
RU : RESIDENTIAL UNIT



POTENTIAL I-LCE : POTENTIAL INDIVIDUAL RESIDENTIAL COMMON ELEMENT



PROPERTY LINE



SCALE: 1" = 100'-0"



RESIDENTIAL DEVELOPER

AMX PARTNERS, LLC  
1288 Ala Moana Blvd.  
Suite 208  
Honolulu, HI 96814

ARCHITECT OF RECORD

BENJAMIN WOO ARCHITECTS  
1240 Ala Moana Blvd.  
Suite 540  
Honolulu, Hawaii 96814



1388 Ala Moana Boulevard  
Honolulu, HI 96814  
TMK: 2-3-038 : 13

NOTE:  
THIS SHEET, IS INTENDED ONLY TO SHOW THE LAYOUT, LOCATION, UNIT NUMBERS AND DIMENSIONS OF UNITS, AND OTHER INFORMATION REQUIRED BY SECTION 514B-33, HAWAII REVISED STATUTES, AS AMENDED, AND IS NOT INTENDED AND SHALL NOT BE DEEMED TO CONTAIN ANY REPRESENTATION OR WARRANTY WHATSOEVER



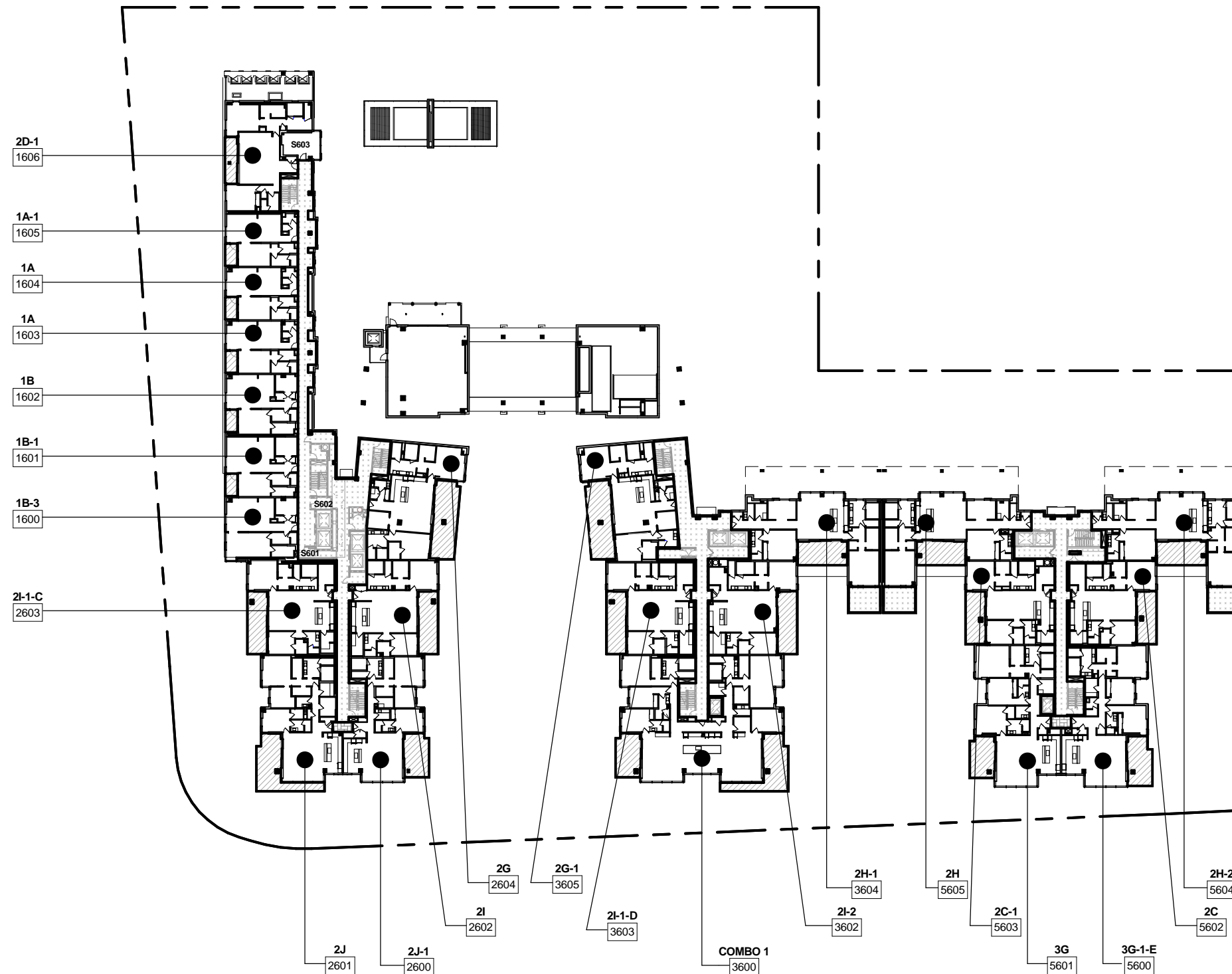
*Benjamin Woo*

LEVEL 06 PLAN

Date:  
January 23, 2016

Sheet Number:

CPR - 1.07



## LEGEND



LCE - R : RESIDENTIAL LIMITED COMMON ELEMENT




I-LCE : INDIVIDUAL LIMITED COMMON ELEMENT

STORAGE ROOMS ARE I-LCE AS ASSIGNED AND SET FORTH IN THE DECLARATION, AND THOSE ARE SHOWN AS PART OF LCE-R FOR ILLUSTRATIVE PURPOSES ONLY.



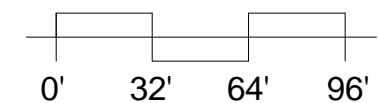
RU : RESIDENTIAL UNIT



POTENTIAL I-LCE : POTENTIAL INDIVIDUAL RESIDENTIAL COMMON ELEMENT



PROPERTY LINE



SCALE: 1/64" = 1'-0"



### RESIDENTIAL DEVELOPER

AMX PARTNERS, LLC  
1288 Ala Moana Blvd.  
Suite 208  
Honolulu, HI 96814

### ARCHITECT OF RECORD

BENJAMIN WOO ARCHITECTS  
1240 Ala Moana Blvd.  
Suite 540  
Honolulu, Hawaii 96814



1388 Ala Moana Boulevard  
Honolulu, HI 96814  
TMK: 2-3-038 : 13

NOTE:  
THIS SHEET, IS INTENDED ONLY TO SHOW THE LAYOUT, LOCATION, UNIT NUMBERS AND DIMENSIONS OF UNITS, AND OTHER INFORMATION REQUIRED BY SECTION 514B-33, HAWAII REVISED STATUTES, AS AMENDED, AND IS NOT INTENDED AND SHALL NOT BE DEEMED TO CONTAIN ANY REPRESENTATION OR WARRANTY WHATSOEVER



*Benjamin Woo*

### LEVEL 06 EWA

Date:  
January 23, 2016

Sheet Number:

CPR - 1.07A

LEGEND



LCE - R : RESIDENTIAL LIMITED COMMON ELEMENT




I-LCE : INDIVIDUAL LIMITED COMMON ELEMENT

STORAGE ROOMS ARE I-LCE AS ASSIGNED AND SET FORTH IN THE DECLARATION, AND THOSE ARE SHOWN AS PART OF LCE-R FOR ILLUSTRATIVE PURPOSES ONLY.



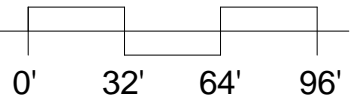
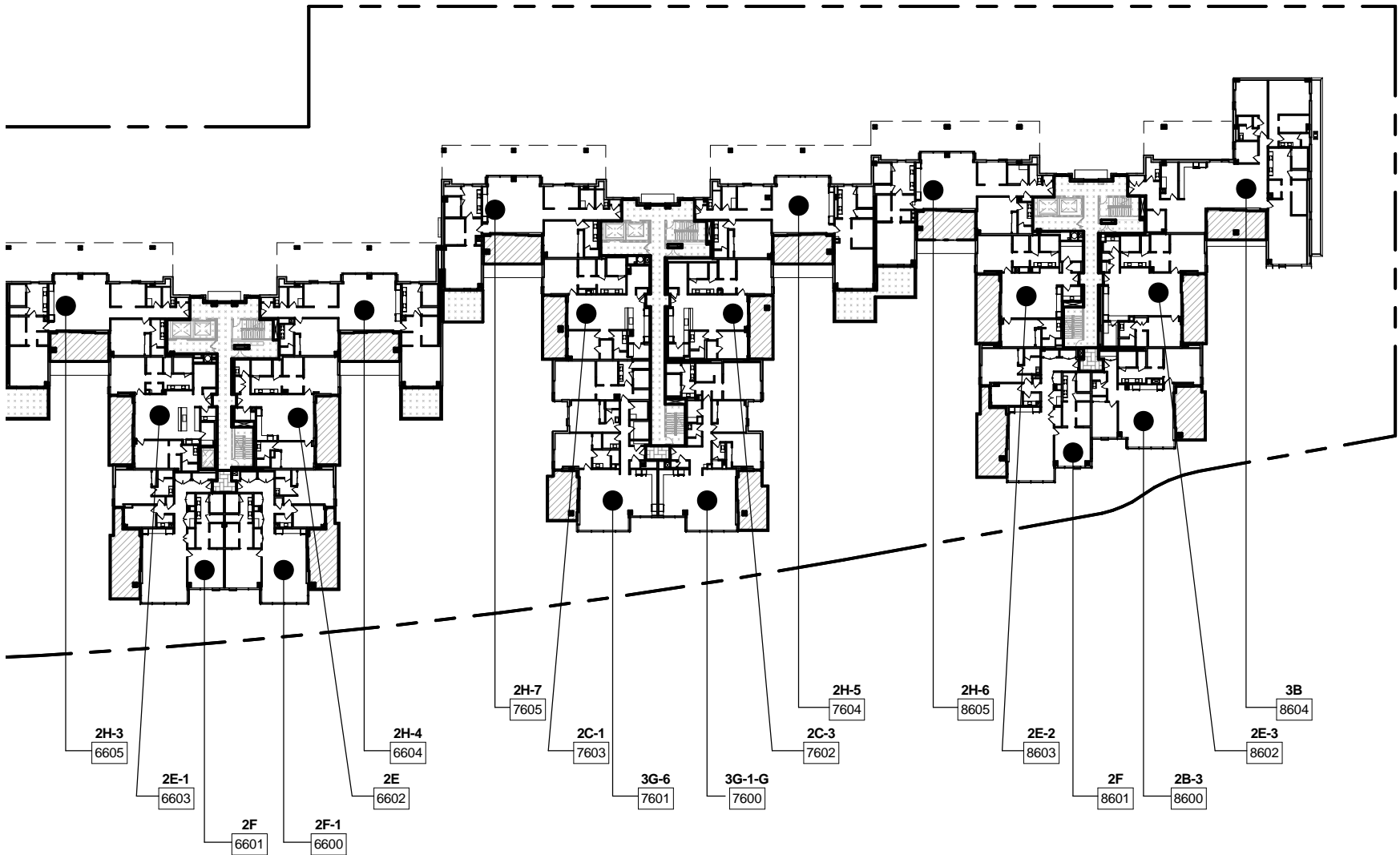
RU : RESIDENTIAL UNIT



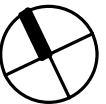
POTENTIAL I-LCE : POTENTIAL INDIVIDUAL RESIDENTIAL COMMON ELEMENT



PROPERTY LINE



SCALE: 1/64" = 1'-0"



RESIDENTIAL DEVELOPER

AMX PARTNERS, LLC  
1288 Ala Moana Blvd.  
Suite 208  
Honolulu, HI 96814

ARCHITECT OF RECORD

BENJAMIN WOO ARCHITECTS  
1240 Ala Moana Blvd.  
Suite 540  
Honolulu, Hawaii 96814



1388 Ala Moana Boulevard  
Honolulu, HI 96814  
TMK: 2-3-038 : 13

NOTE:  
THIS SHEET, IS INTENDED ONLY TO SHOW THE LAYOUT, LOCATION, UNIT  
NUMBERS AND DIMENSIONS OF UNITS, AND OTHER INFORMATION REQUIRED  
BY SECTION 514B-33, HAWAII REVISED STATUTES, AS AMENDED, AND IS NOT  
INTENDED AND SHALL NOT BE DEEMED TO CONTAIN ANY REPRESENTATION  
OR WARRANTY WHATSOEVER



*Benjamin Woo*

LEVEL 06 DH

Date:  
January 23, 2016

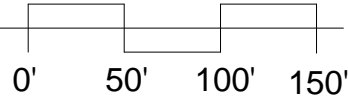
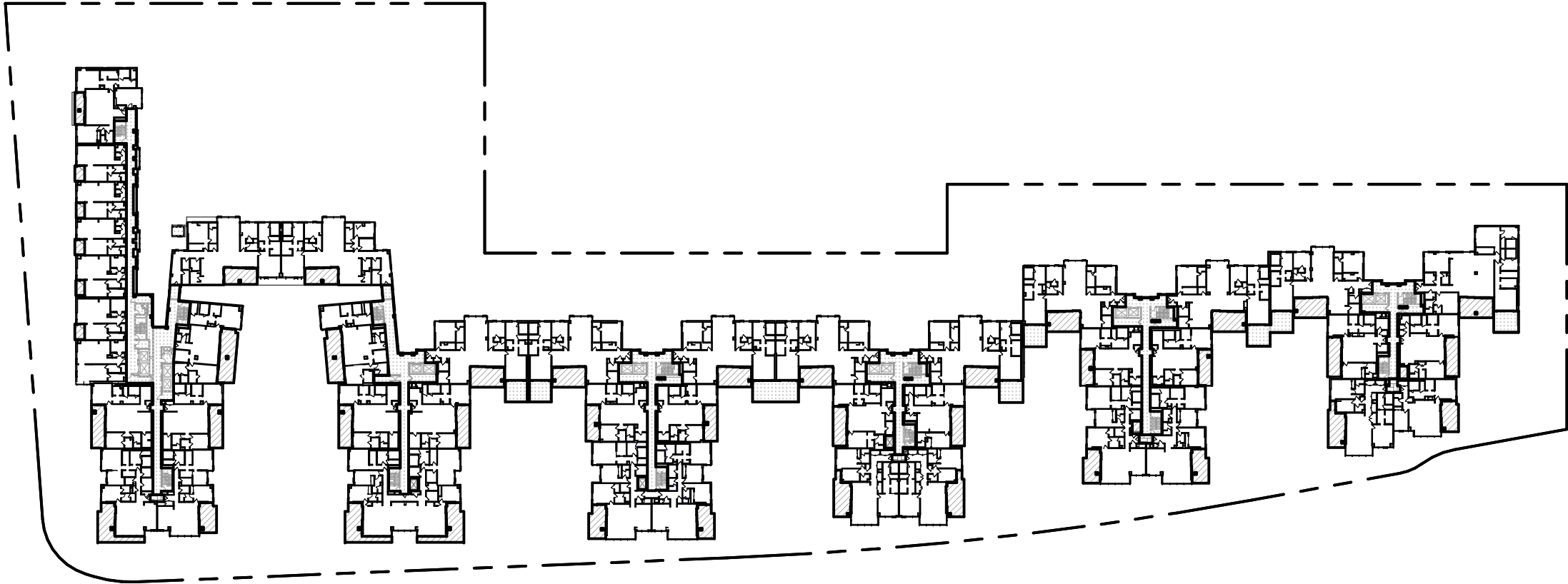
Sheet Number:

CPR - 1.07B



LEGEND

- LCE - R : RESIDENTIAL LIMITED COMMON ELEMENT
- I-LCE : INDIVIDUAL LIMITED COMMON ELEMENT
- STORAGE ROOMS ARE I-LCE AS ASSIGNED AND SET FORTH IN THE DECLARATION, AND THOSE ARE SHOWN AS PART OF LCE-R FOR ILLUSTRATIVE PURPOSES ONLY.
- RU : RESIDENTIAL UNIT
- POTENTIAL I-LCE : POTENTIAL INDIVIDUAL RESIDENTIAL COMMON ELEMENT
- PROPERTY LINE



RESIDENTIAL DEVELOPER

AMX PARTNERS, LLC  
1288 Ala Moana Blvd.  
Suite 208  
Honolulu, HI 96814

ARCHITECT OF RECORD

BENJAMIN WOO ARCHITECTS  
1240 Ala Moana Blvd.  
Suite 540  
Honolulu, Hawaii 96814



1388 Ala Moana Boulevard  
Honolulu, HI 96814  
TMK: 2-3-038 : 13

NOTE:  
THIS SHEET, IS INTENDED ONLY TO SHOW THE LAYOUT, LOCATION, UNIT  
NUMBERS AND DIMENSIONS OF UNITS, AND OTHER INFORMATION REQUIRED  
BY SECTION 514B-33, HAWAII REVISED STATUTES, AS AMENDED, AND IS NOT  
INTENDED AND SHALL NOT BE DEEMED TO CONTAIN ANY REPRESENTATION  
OR WARRANTY WHATSOEVER



*Benjamin Woo*

LEVEL 07 PLAN

Date:  
January 23, 2016

Sheet Number:

CPR - 1.08

LEGEND



LCE - R : RESIDENTIAL LIMITED COMMON ELEMENT

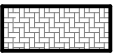


I-LCE : INDIVIDUAL LIMITED COMMON ELEMENT

STORAGE ROOMS ARE I-LCE AS ASSIGNED AND SET FORTH IN THE DECLARATION, AND THOSE ARE SHOWN AS PART OF LCE-R FOR ILLUSTRATIVE PURPOSES ONLY.



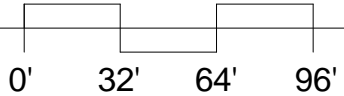
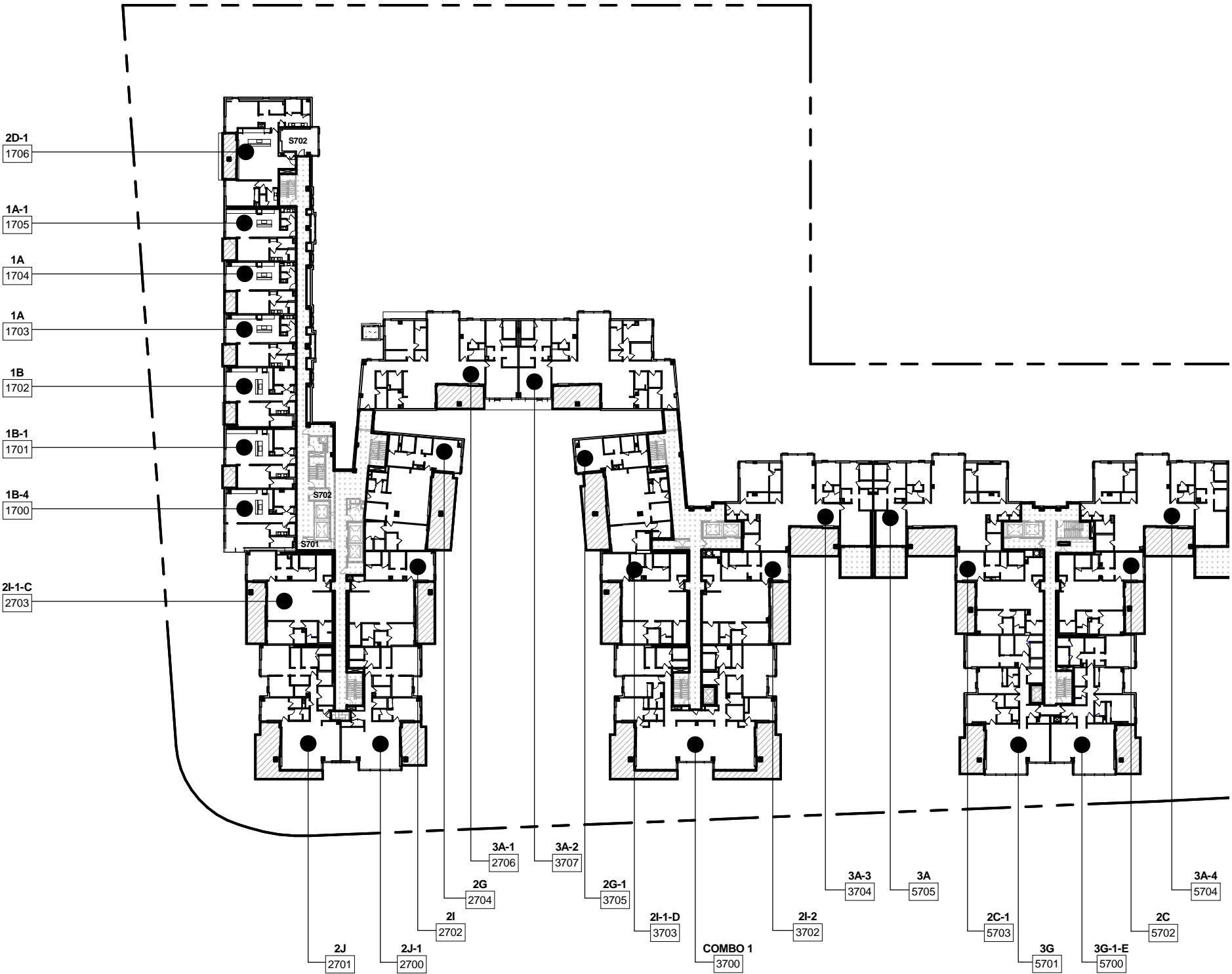
RU : RESIDENTIAL UNIT



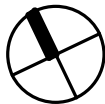
POTENTIAL I-LCE : POTENTIAL INDIVIDUAL RESIDENTIAL COMMON ELEMENT



PROPERTY LINE



SCALE: 1/64" = 1'-0"



RESIDENTIAL DEVELOPER

AMX PARTNERS, LLC  
1288 Ala Moana Blvd.  
Suite 208  
Honolulu, HI 96814

ARCHITECT OF RECORD

BENJAMIN WOO ARCHITECTS  
1240 Ala Moana Blvd.  
Suite 540  
Honolulu, Hawaii 96814



1388 Ala Moana Boulevard  
Honolulu, HI 96814  
TMK: 2-3-038 : 13

NOTE:  
THIS SHEET, IS INTENDED ONLY TO SHOW THE LAYOUT, LOCATION, UNIT  
NUMBERS AND DIMENSIONS OF UNITS, AND OTHER INFORMATION REQUIRED  
BY SECTION 514B-33, HAWAII REVISED STATUTES, AS AMENDED, AND IS NOT  
INTENDED AND SHALL NOT BE DEEMED TO CONTAIN ANY REPRESENTATION  
OR WARRANTY WHATSOEVER



*Benjamin Woo*

LEVEL 07 EWA

Date:  
January 23, 2016

Sheet Number:

CPR - 1.08A

LEGEND



LCE - R : RESIDENTIAL LIMITED COMMON ELEMENT




I-LCE : INDIVIDUAL LIMITED COMMON ELEMENT

STORAGE ROOMS ARE I-LCE AS ASSIGNED AND SET FORTH IN THE DECLARATION, AND THOSE ARE SHOWN AS PART OF LCE-R FOR ILLUSTRATIVE PURPOSES ONLY.



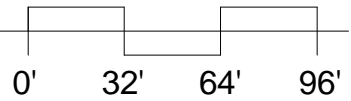
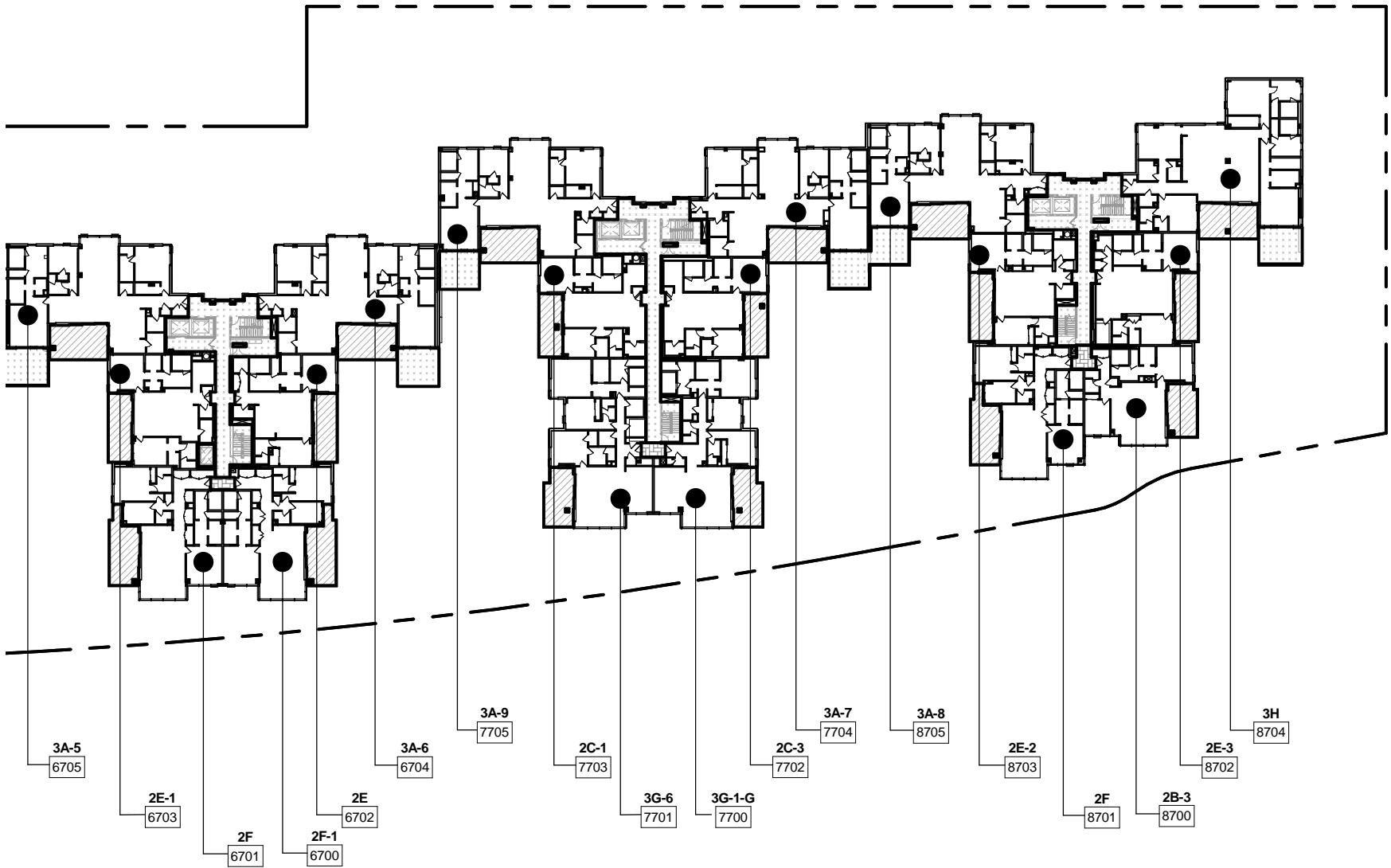
RU : RESIDENTIAL UNIT



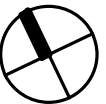
POTENTIAL I-LCE : POTENTIAL INDIVIDUAL RESIDENTIAL COMMON ELEMENT



PROPERTY LINE



SCALE: 1/64" = 1'-0"



RESIDENTIAL DEVELOPER

AMX PARTNERS, LLC  
1288 Ala Moana Blvd.  
Suite 208  
Honolulu, HI 96814

ARCHITECT OF RECORD

BENJAMIN WOO ARCHITECTS  
1240 Ala Moana Blvd.  
Suite 540  
Honolulu, Hawaii 96814



1388 Ala Moana Boulevard  
Honolulu, HI 96814  
TMK: 2-3-038 : 13

NOTE:  
THIS SHEET, IS INTENDED ONLY TO SHOW THE LAYOUT, LOCATION, UNIT  
NUMBERS AND DIMENSIONS OF UNITS, AND OTHER INFORMATION REQUIRED  
BY SECTION 514B-33, HAWAII REVISED STATUTES, AS AMENDED, AND IS NOT  
INTENDED AND SHALL NOT BE DEEMED TO CONTAIN ANY REPRESENTATION  
OR WARRANTY WHATSOEVER



*Benjamin Woo*

LEVEL 07 DH

Date:  
January 23, 2016

Sheet Number:

CPR - 1.08B

LEGEND



LCE - R : RESIDENTIAL LIMITED COMMON ELEMENT




I-LCE : INDIVIDUAL LIMITED COMMON ELEMENT

STORAGE ROOMS ARE I-LCE AS ASSIGNED AND SET FORTH IN THE DECLARATION, AND THOSE ARE SHOWN AS PART OF LCE-R FOR ILLUSTRATIVE PURPOSES ONLY.



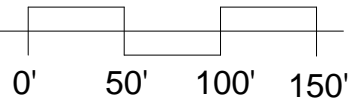
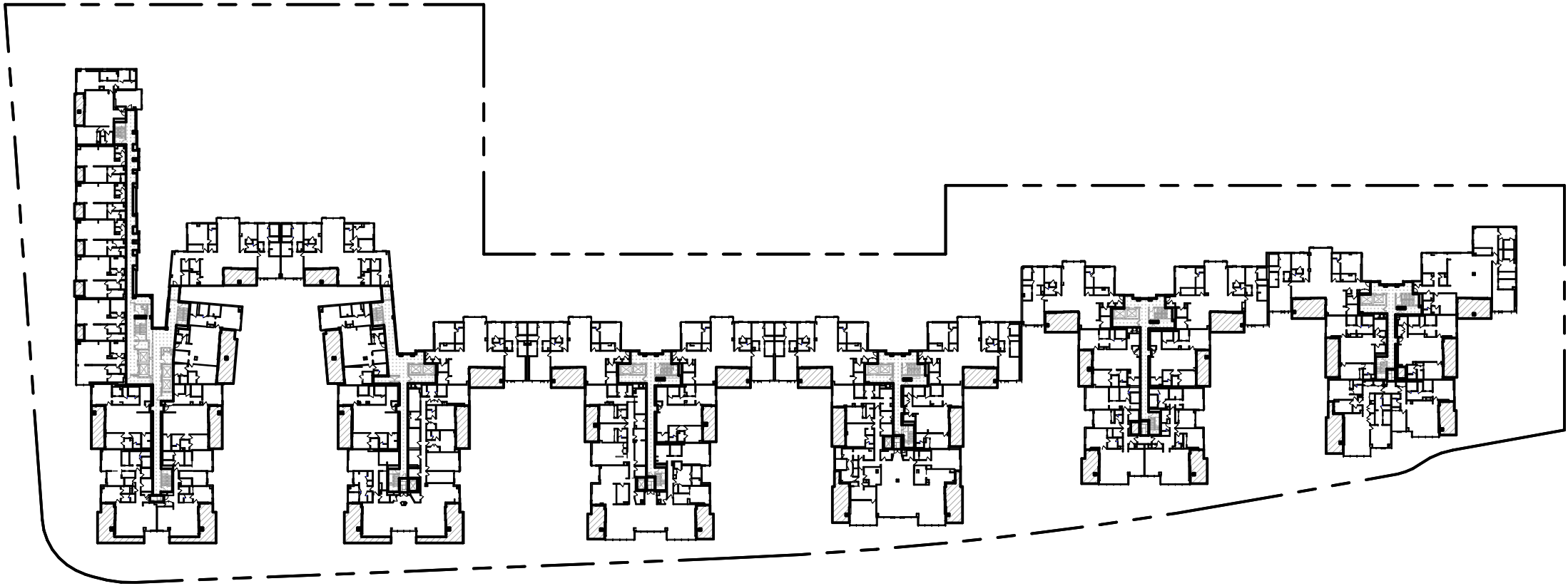
RU : RESIDENTIAL UNIT



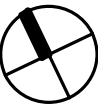
POTENTIAL I-LCE : POTENTIAL INDIVIDUAL RESIDENTIAL COMMON ELEMENT



PROPERTY LINE



SCALE: 1" = 100'-0"



RESIDENTIAL DEVELOPER

AMX PARTNERS, LLC  
1288 Ala Moana Blvd.  
Suite 208  
Honolulu, HI 96814

ARCHITECT OF RECORD

BENJAMIN WOO ARCHITECTS  
1240 Ala Moana Blvd.  
Suite 540  
Honolulu, Hawaii 96814



1388 Ala Moana Boulevard  
Honolulu, HI 96814  
TMK: 2-3-038 : 13

NOTE:  
THIS SHEET, IS INTENDED ONLY TO SHOW THE LAYOUT, LOCATION, UNIT NUMBERS AND DIMENSIONS OF UNITS, AND OTHER INFORMATION REQUIRED BY SECTION 514B-33, HAWAII REVISED STATUTES, AS AMENDED, AND IS NOT INTENDED AND SHALL NOT BE DEEMED TO CONTAIN ANY REPRESENTATION OR WARRANTY WHATSOEVER



*Benjamin Woo*

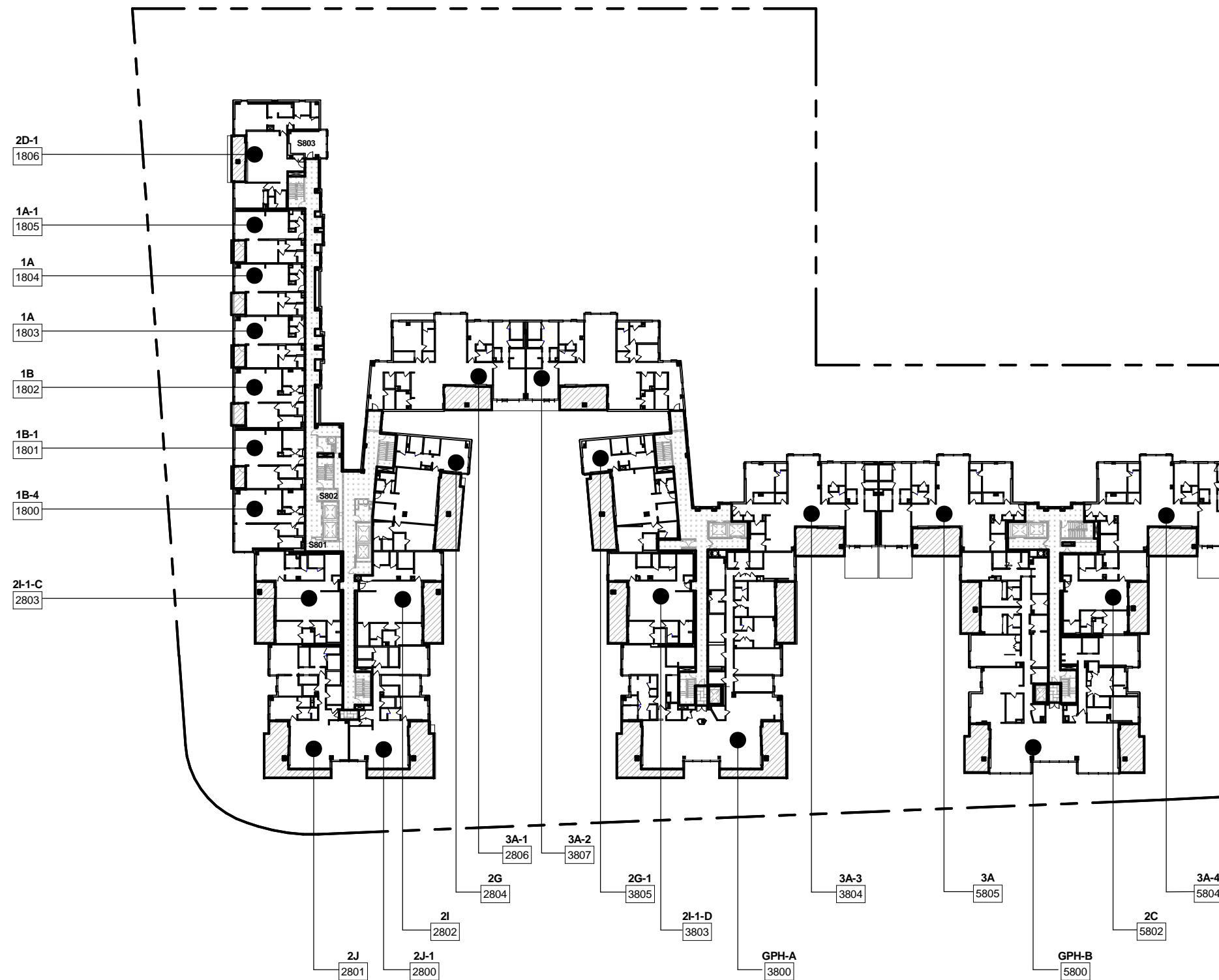
LEVEL 08 PLAN

Date:  
January 23, 2016

Sheet Number:

CPR - 1.09





## LEGEND



LCE - R : RESIDENTIAL LIMITED COMMON ELEMENT

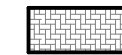


I-LCE : INDIVIDUAL LIMITED COMMON ELEMENT

STORAGE ROOMS ARE I-LCE AS ASSIGNED AND SET FORTH IN THE DECLARATION, AND THOSE ARE SHOWN AS PART OF LCE-R FOR ILLUSTRATIVE PURPOSES ONLY.



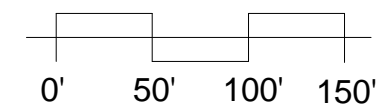
RU : RESIDENTIAL UNIT



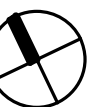
POTENTIAL I-LCE : POTENTIAL INDIVIDUAL RESIDENTIAL COMMON ELEMENT



PROPERTY LINE



SCALE: 1/64" = 1'-0"



### RESIDENTIAL DEVELOPER

AMX PARTNERS, LLC  
1288 Ala Moana Blvd.  
Suite 208  
Honolulu, HI 96814

### ARCHITECT OF RECORD

BENJAMIN WOO ARCHITECTS  
1240 Ala Moana Blvd.  
Suite 540  
Honolulu, Hawaii 96814



1388 Ala Moana Boulevard  
Honolulu, HI 96814  
TMK: 2-3-038 : 13

NOTE:  
THIS SHEET, IS INTENDED ONLY TO SHOW THE LAYOUT, LOCATION, UNIT  
NUMBERS AND DIMENSIONS OF UNITS, AND OTHER INFORMATION REQUIRED  
BY SECTION 514B-33, HAWAII REVISED STATUTES, AS AMENDED, AND IS NOT  
INTENDED AND SHALL NOT BE DEEMED TO CONTAIN ANY REPRESENTATION  
OR WARRANTY WHATSOEVER



*Benjamin Woo*

### LEVEL 08 EWA

Date:  
January 23, 2016

Sheet Number:

CPR - 1.09A

LEGEND



LCE - R : RESIDENTIAL LIMITED COMMON ELEMENT




I-LCE : INDIVIDUAL LIMITED COMMON ELEMENT

STORAGE ROOMS ARE I-LCE AS ASSIGNED AND SET FORTH IN THE DECLARATION, AND THOSE ARE SHOWN AS PART OF LCE-R FOR ILLUSTRATIVE PURPOSES ONLY.

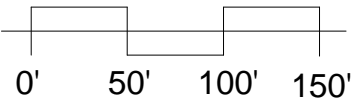
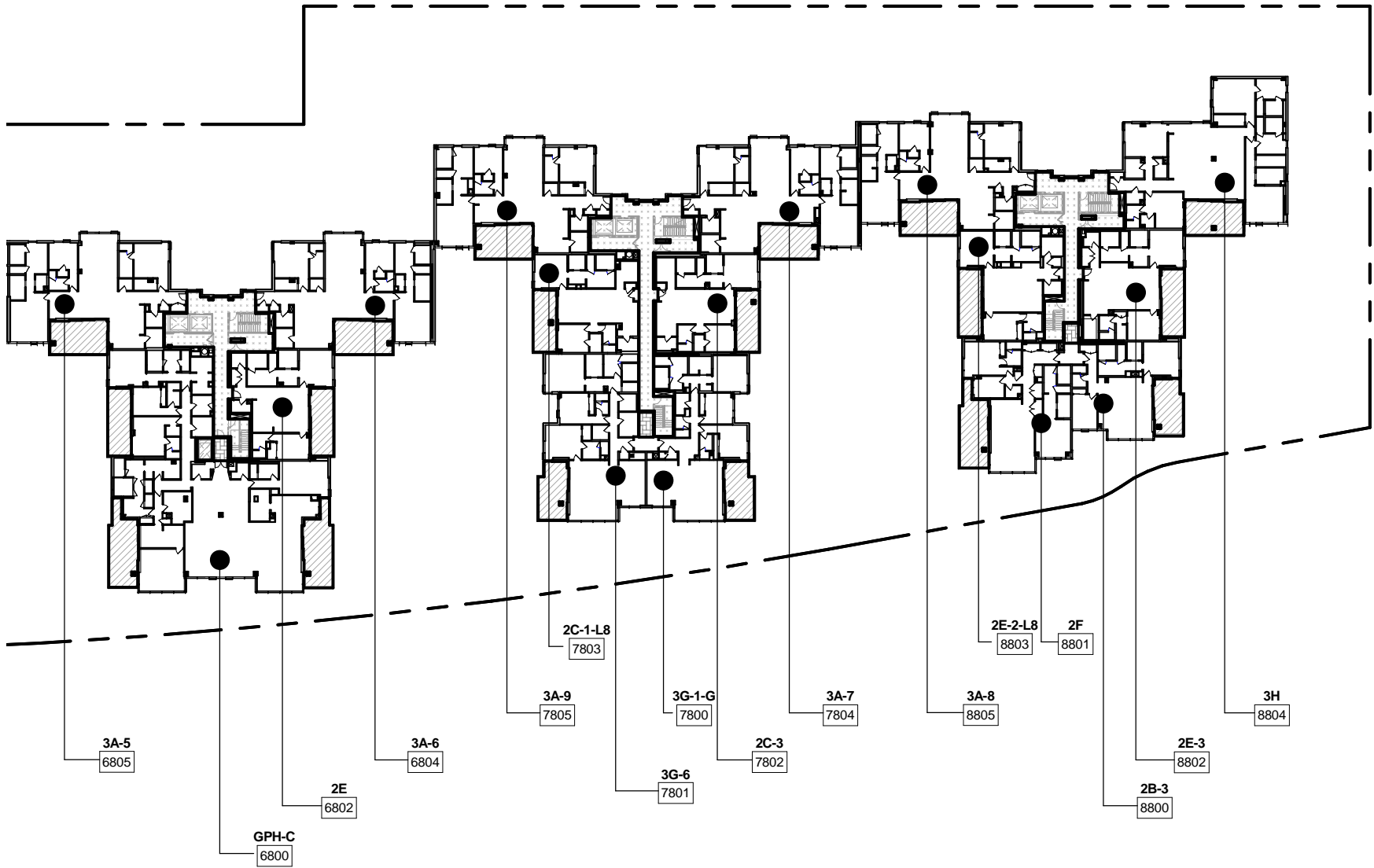


RU : RESIDENTIAL UNIT



POTENTIAL I-LCE : POTENTIAL INDIVIDUAL RESIDENTIAL COMMON ELEMENT

--- PROPERTY LINE



SCALE: 1/64" = 1'-0"



RESIDENTIAL DEVELOPER

AMX PARTNERS, LLC  
1288 Ala Moana Blvd.  
Suite 208  
Honolulu, HI 96814

ARCHITECT OF RECORD

BENJAMIN WOO ARCHITECTS  
1240 Ala Moana Blvd.  
Suite 540  
Honolulu, Hawaii 96814



1388 Ala Moana Boulevard  
Honolulu, HI 96814  
TMK: 2-3-038 : 13

NOTE:  
THIS SHEET, IS INTENDED ONLY TO SHOW THE LAYOUT, LOCATION, UNIT  
NUMBERS AND DIMENSIONS OF UNITS, AND OTHER INFORMATION REQUIRED  
BY SECTION 514B-33, HAWAII REVISED STATUTES, AS AMENDED, AND IS NOT  
INTENDED AND SHALL NOT BE DEEMED TO CONTAIN ANY REPRESENTATION  
OR WARRANTY WHATSOEVER



*Benjamin Woo*

LEVEL 08 DH

Date:  
January 23, 2016

Sheet Number:

CPR - 1.09B

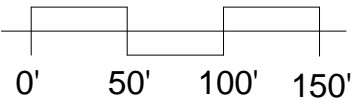
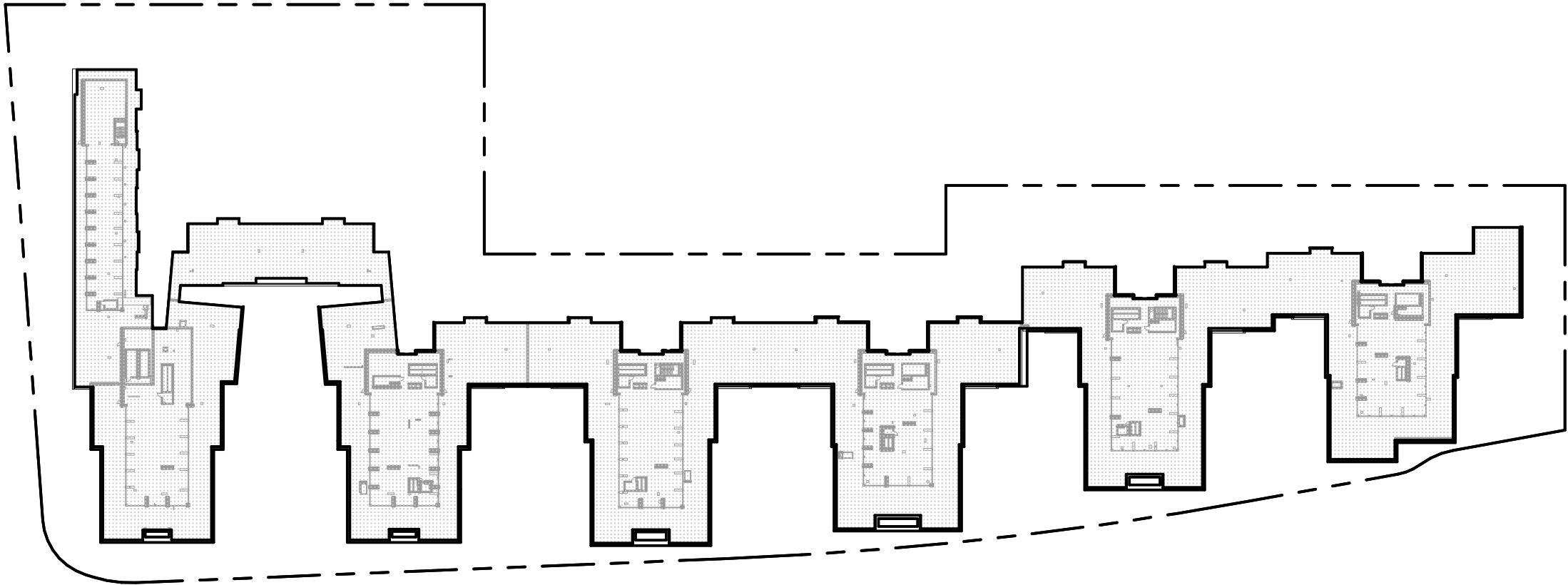
LEGEND



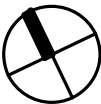
LCE - R : RESIDENTIAL LIMITED COMMON ELEMENT



PROPERTY LINE



SCALE: 1" = 100'-0"



RESIDENTIAL DEVELOPER

AMX PARTNERS, LLC  
1288 Ala Moana Blvd.  
Suite 208  
Honolulu, HI 96814

ARCHITECT OF RECORD

BENJAMIN WOO ARCHITECTS  
1240 Ala Moana Blvd.  
Suite 540  
Honolulu, Hawaii 96814



1388 Ala Moana Boulevard  
Honolulu, HI 96814  
TMK: 2-3-038 : 13

NOTE:  
THIS SHEET, IS INTENDED ONLY TO SHOW THE LAYOUT, LOCATION, UNIT  
NUMBERS AND DIMENSIONS OF UNITS, AND OTHER INFORMATION REQUIRED  
BY SECTION 514B-33, HAWAII REVISED STATUTES, AS AMENDED, AND IS NOT  
INTENDED AND SHALL NOT BE DEEMED TO CONTAIN ANY REPRESENTATION  
OR WARRANTY WHATSOEVER



*Benjamin Woo*

LEVEL 09 PLAN

Date:  
January 23, 2016

Sheet Number:

CPR - 1.10

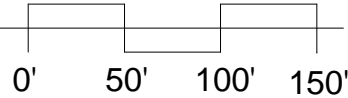
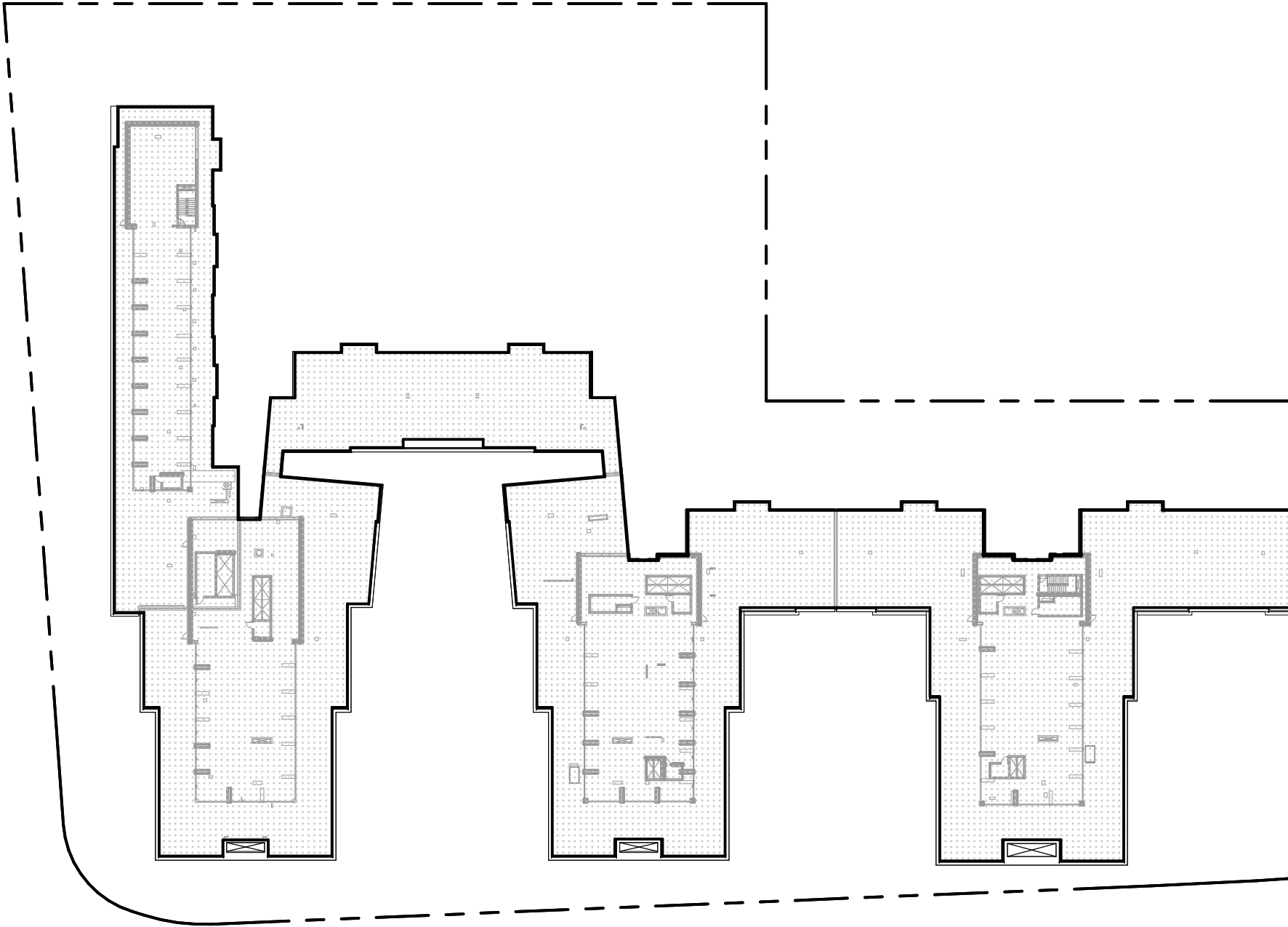
LEGEND



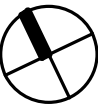
LCE - R : RESIDENTIAL LIMITED COMMON ELEMENT



PROPERTY LINE



SCALE: 1/64" = 1'-0"



RESIDENTIAL DEVELOPER

AMX PARTNERS, LLC  
1288 Ala Moana Blvd.  
Suite 208  
Honolulu, HI 96814

ARCHITECT OF RECORD

BENJAMIN WOO ARCHITECTS  
1240 Ala Moana Blvd.  
Suite 540  
Honolulu, Hawaii 96814



1388 Ala Moana Boulevard  
Honolulu, HI 96814  
TMK: 2-3-038 : 13

NOTE:  
THE CONDOMINIUM MAP FOR THE CONDOMINIUM PROJECT, WHICH INCLUDES  
THIS SHEET, IS INTENDED ONLY TO SHOW THE LAYOUT, LOCATION, UNIT  
NUMBERS AND DIMENSIONS OF UNITS, AND OTHER INFORMATION REQUIRED  
BY SECTION 514B-33, HAWAII REVISED STATUTES, AS AMENDED, AND IS NOT  
INTENDED AND SHALL NOT BE DEEMED TO CONTAIN ANY REPRESENTATION  
OR WARRANTY WHATSOEVER



*Benjamin Woo*

LEVEL 09 EWA

Date:  
January 23, 2016

Sheet Number:

CPR - 1.10A



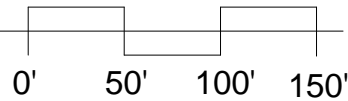
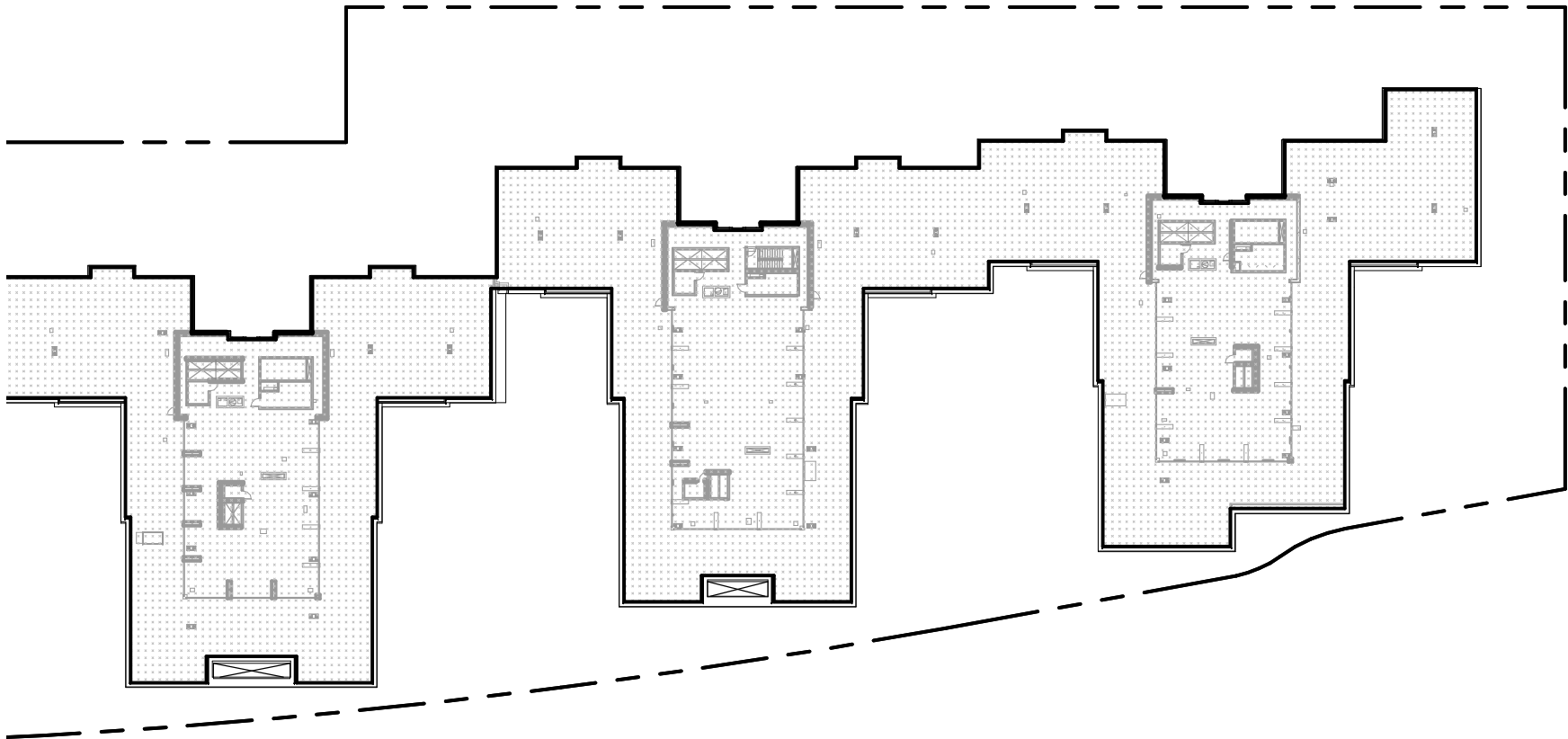
LEGEND



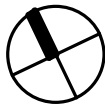
LCE - R : RESIDENTIAL LIMITED COMMON ELEMENT



PROPERTY LINE



SCALE: 1/64" = 1'-0"



RESIDENTIAL DEVELOPER

AMX PARTNERS, LLC  
1288 Ala Moana Blvd.  
Suite 208  
Honolulu, HI 96814

ARCHITECT OF RECORD

BENJAMIN WOO ARCHITECTS  
1240 Ala Moana Blvd.  
Suite 540  
Honolulu, Hawaii 96814



1388 Ala Moana Boulevard  
Honolulu, HI 96814  
TMK: 2-3-038 : 13

NOTE:  
THIS SHEET, IS INTENDED ONLY TO SHOW THE LAYOUT, LOCATION, UNIT  
NUMBERS AND DIMENSIONS OF UNITS, AND OTHER INFORMATION REQUIRED  
BY SECTION 514B-33, HAWAII REVISED STATUTES, AS AMENDED, AND IS NOT  
INTENDED AND SHALL NOT BE DEEMED TO CONTAIN ANY REPRESENTATION  
OR WARRANTY WHATSOEVER



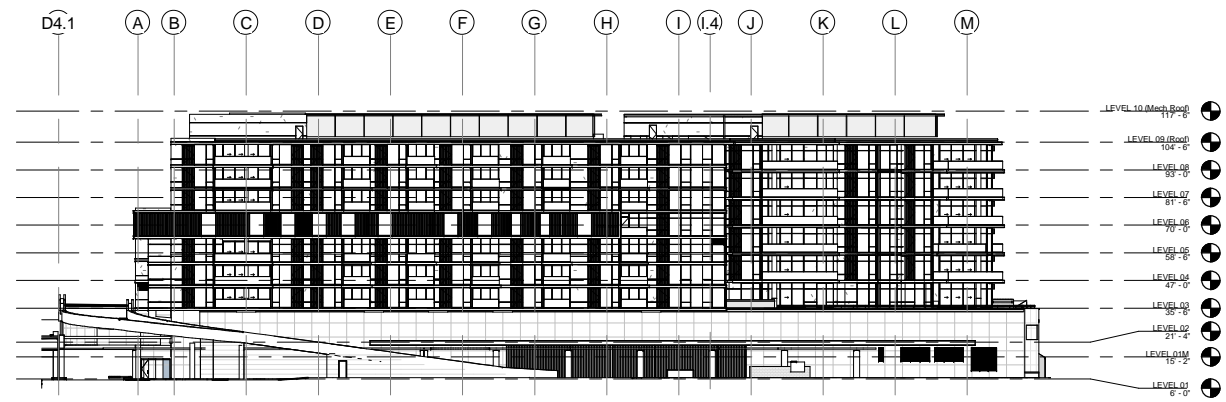
*Benjamin Woo*

LEVEL 09 DH

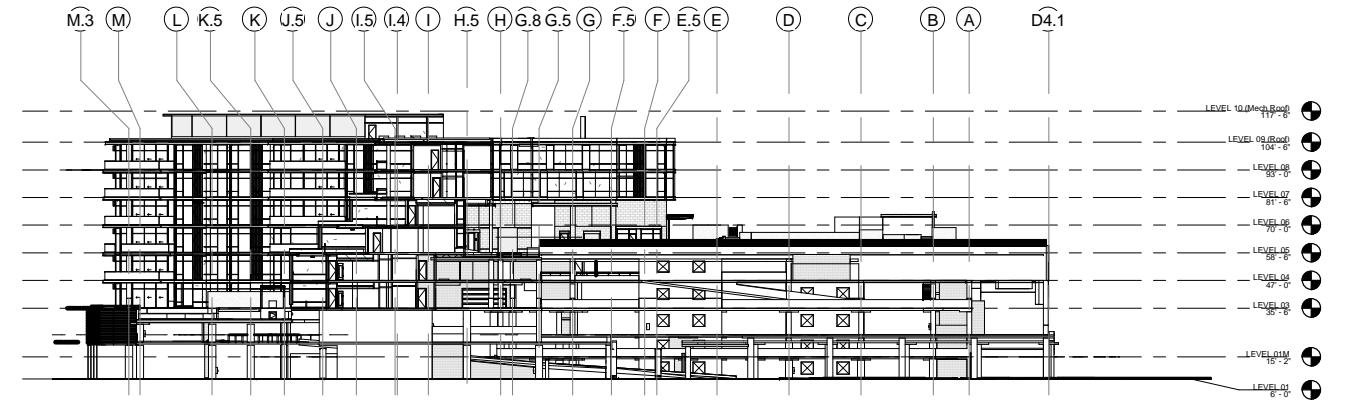
Date:  
January 23, 2016

Sheet Number:

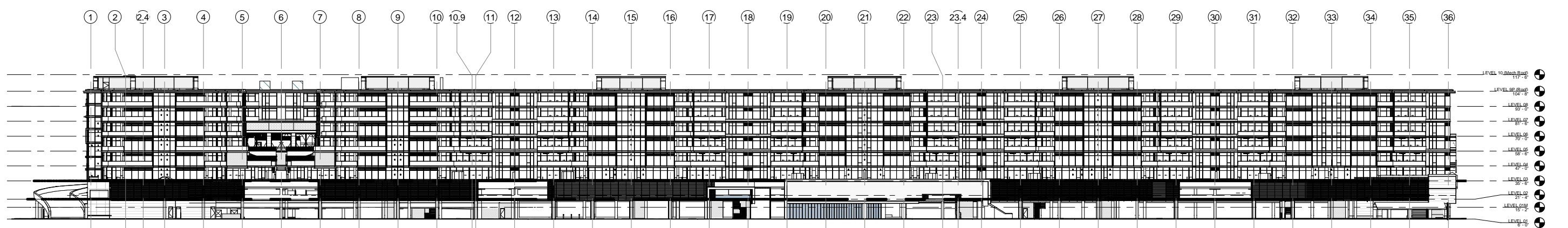
CPR - 1.10B



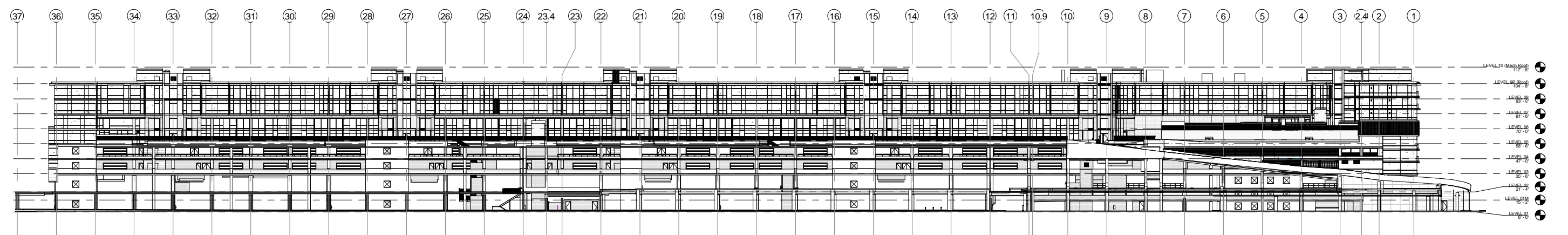
1 ELEVATION - EWA  
Scale: 1" = 80'-0"



4 ELEVATION - DIAMOND HEAD 2  
Scale: 1" = 80'-0"



2 ELEVATION - MAKAI  
Scale: 1" = 80'-0"



3 ELEVATION - MAUKA1  
Scale: 1" = 80'-0"

RESIDENTIAL DEVELOPER  
AMX PARTNERS, LLC  
1288 Ala Moana Blvd.  
Suite 208  
Honolulu, HI 96814

ARCHITECT OF RECORD  
BENJAMIN WOO ARCHITECTS  
1240 Ala Moana Blvd.  
Suite 540  
Honolulu, Hawaii 96814



1388 Ala Moana Boulevard  
Honolulu, HI 96814  
TMK: 2-3-038 : 13

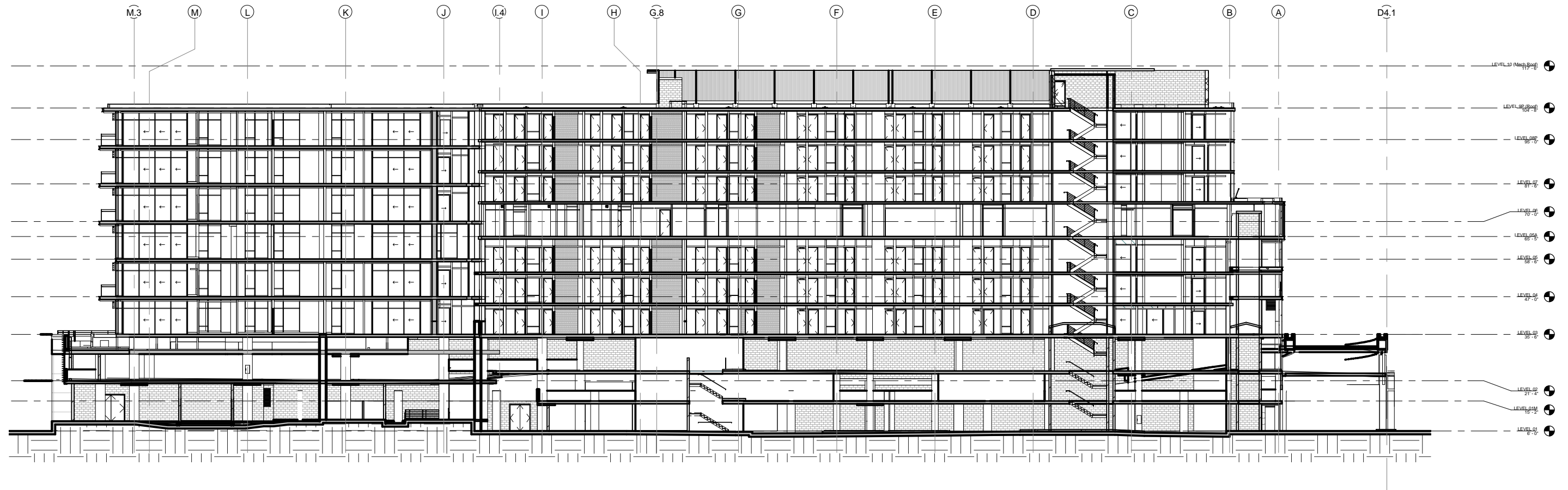
NOTE:  
THIS SHEET, IS INTENDED ONLY TO SHOW THE LAYOUT, LOCATION, UNIT  
NUMBERS AND DIMENSIONS OF UNITS, AND OTHER INFORMATION REQUIRED  
BY SECTION 514B-33, HAWAII REVISED STATUTES, AS AMENDED, AND IS NOT  
INTENDED AND SHALL NOT BE DEEMED TO CONTAIN ANY REPRESENTATION  
OR WARRANTY WHATSOEVER



*Benjamin Woo*

BUILDING ELEVATIONS  
Date:  
January 23, 2016

Sheet Number:  
CPR - 2.01



1

## TRANSVERSE SECTION

Scale: 1/32" = 1'-0"

### RESIDENTIAL DEVELOPER

AMX PARTNERS, LLC  
1288 Ala Moana Blvd.  
Suite 208  
Honolulu, HI 96814

### ARCHITECT OF RECORD

BENJAMIN WOO ARCHITECTS  
1240 Ala Moana Blvd.  
Suite 540  
Honolulu, Hawaii 96814



1388 Ala Moana Boulevard  
Honolulu, HI 96814  
TMK: 2-3-038 : 13

NOTE:  
THIS SHEET, IS INTENDED ONLY TO SHOW THE LAYOUT, LOCATION, UNIT  
NUMBERS AND DIMENSIONS OF UNITS, AND OTHER INFORMATION REQUIRED  
BY SECTION 514B-33, HAWAII REVISED STATUTES, AS AMENDED, AND IS NOT  
INTENDED AND SHALL NOT BE DEEMED TO CONTAIN ANY REPRESENTATION  
OR WARRANTY WHATSOEVER



*Benjamin Woo*

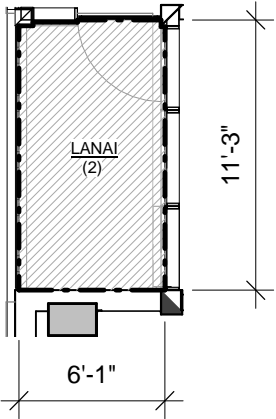
### BUILDING SECTIONS

Date:  
January 23, 2016

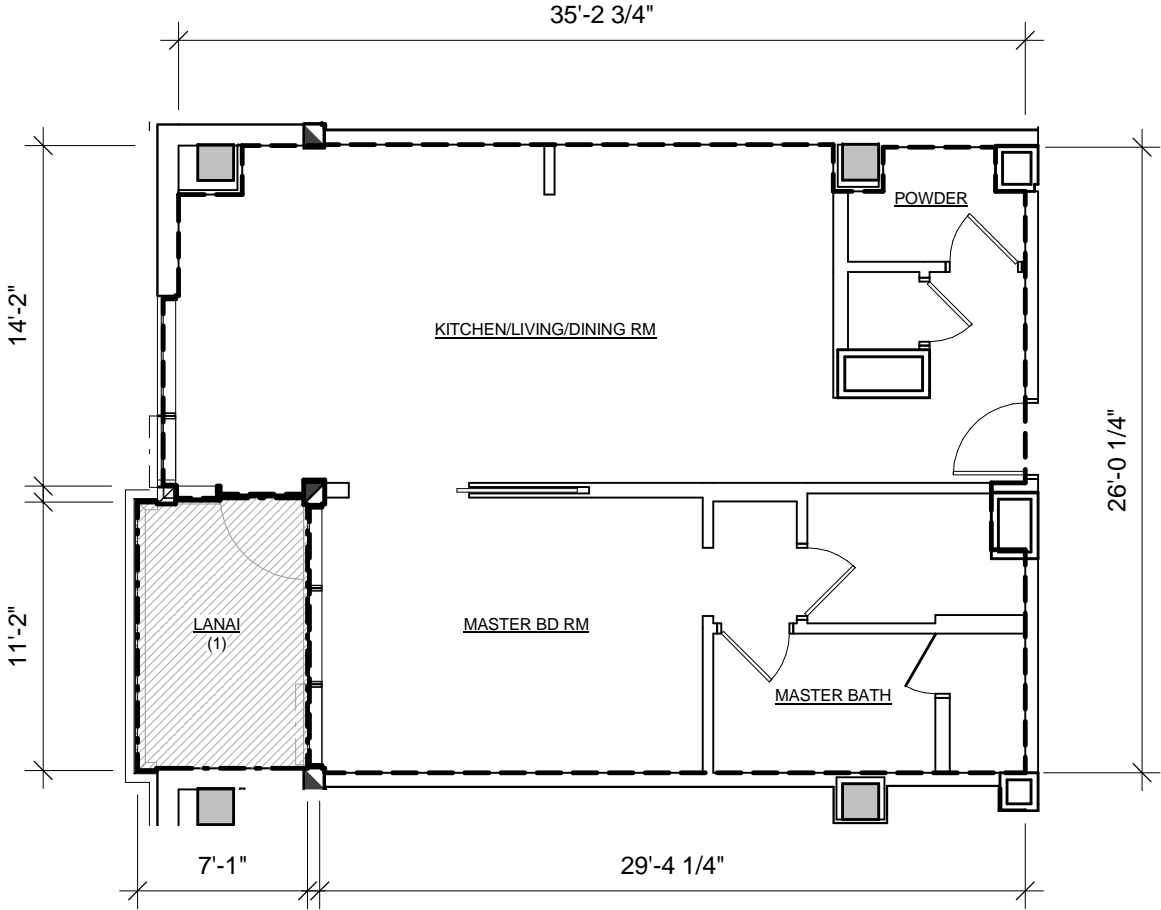
Sheet Number:

CPR - 3.01



LANAI  
(2)  
1404  
1503  
1603  
1604  
1704  
1803



LANAI  
(1)  
1403  
1504  
1703  
1804



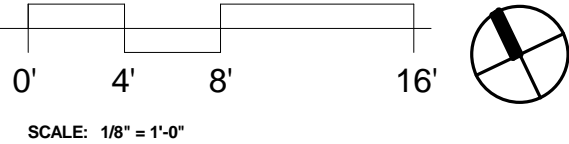
**LEGEND**

-  RU : RESIDENTIAL UNIT
-  I-LCE : INDIVIDUAL LIMITED COMMON ELEMENT

**UNIT TYPE 1A**  
**1 BED / 1.5 BATH**

1403, 1404, 1503, 1504,  
1603, 1604, 1703, 1704, 1803, 1804

NET LIVING AREA	846 SF
LANAI AREA (1)	79 SF
OR (2)	68 SF



RESIDENTIAL DEVELOPER  
AMX PARTNERS, LLC  
1288 Ala Moana Blvd.  
Suite 208  
Honolulu, HI 96814

ARCHITECT OF RECORD  
BENJAMIN WOO ARCHITECTS  
1240 Ala Moana Blvd.  
Suite 540  
Honolulu, Hawaii 96814



1388 Ala Moana Boulevard  
Honolulu, HI 96814  
TMK: 2-3-038 : 13

NOTE:  
THIS SHEET, IS INTENDED ONLY TO SHOW THE LAYOUT, LOCATION, UNIT  
NUMBERS AND DIMENSIONS OF UNITS, AND OTHER INFORMATION REQUIRED  
BY SECTION 514B-33, HAWAII REVISED STATUTES, AS AMENDED, AND IS NOT  
INTENDED AND SHALL NOT BE DEEMED TO CONTAIN ANY REPRESENTATION  
OR WARRANTY WHATSOEVER



*Benjamin Woo*

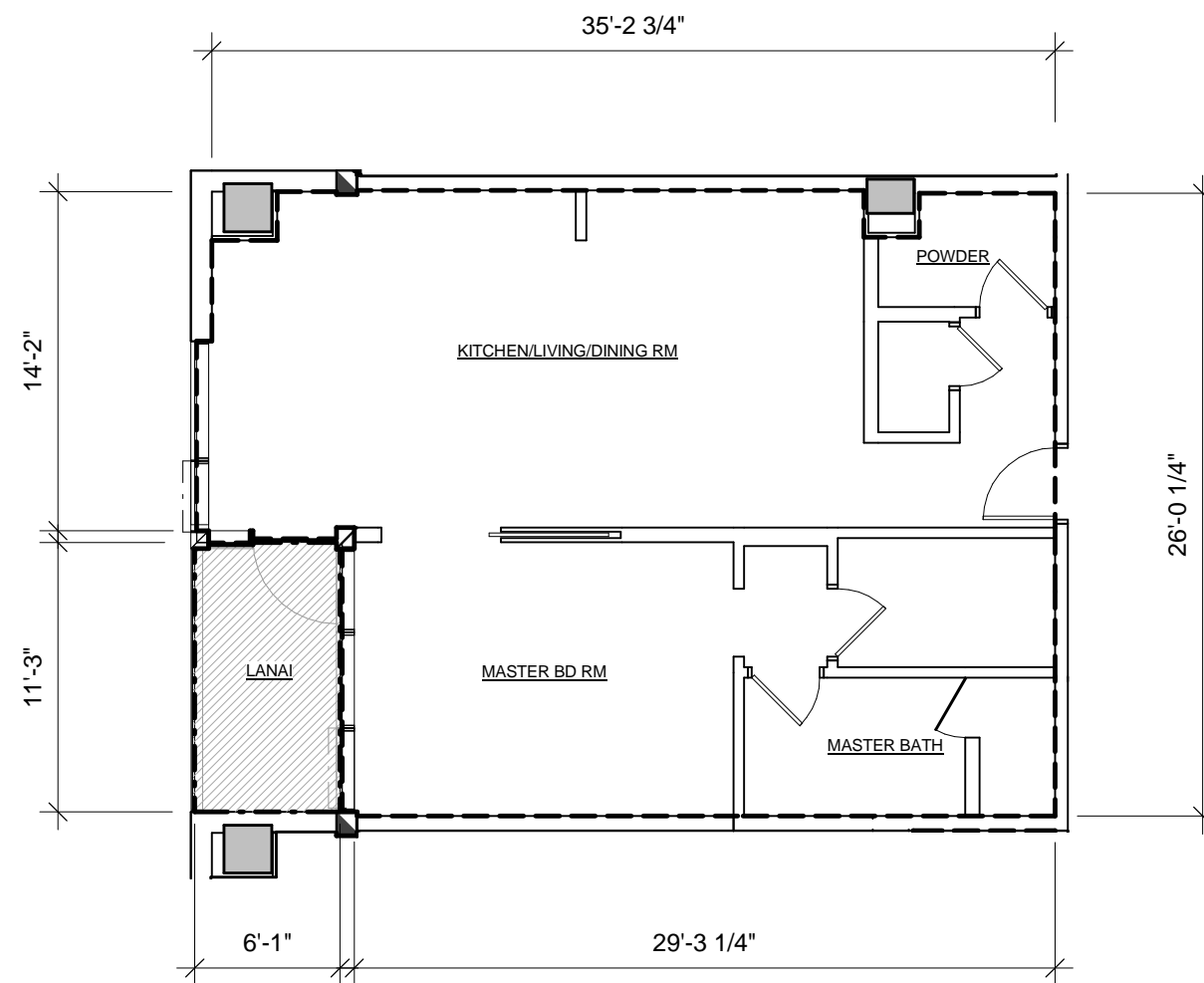
**UNIT TYPE 1A**

Date:  
January 23, 2016

Sheet Number:

**CPR - 4.01**





## LEGEND



RU : RESIDENTIAL UNIT




I-LCE : INDIVIDUAL LIMITED COMMON ELEMENT

## UNIT TYPE 1A-L3 1 BED / 1.5 BATH

1303, 1304

NET LIVING AREA 851 SF  
LANAI AREA 68 SF



SCALE: 1/8" = 1'-0"

### RESIDENTIAL DEVELOPER

AMX PARTNERS, LLC  
1288 Ala Moana Blvd.  
Suite 208  
Honolulu, HI 96814

### ARCHITECT OF RECORD

BENJAMIN WOO ARCHITECTS  
1240 Ala Moana Blvd.  
Suite 540  
Honolulu, Hawaii 96814



1388 Ala Moana Boulevard  
Honolulu, HI 96814  
TMK: 2-3-038 : 13

NOTE:  
THIS SHEET, IS INTENDED ONLY TO SHOW THE LAYOUT, LOCATION, UNIT  
NUMBERS AND DIMENSIONS OF UNITS, AND OTHER INFORMATION REQUIRED  
BY SECTION 514B-33, HAWAII REVISED STATUTES, AS AMENDED, AND IS NOT  
INTENDED AND SHALL NOT BE DEEMED TO CONTAIN ANY REPRESENTATION  
OR WARRANTY WHATSOEVER



*Benjamin Woo*

### UNIT TYPE 1A-L3

Date:  
January 23, 2016

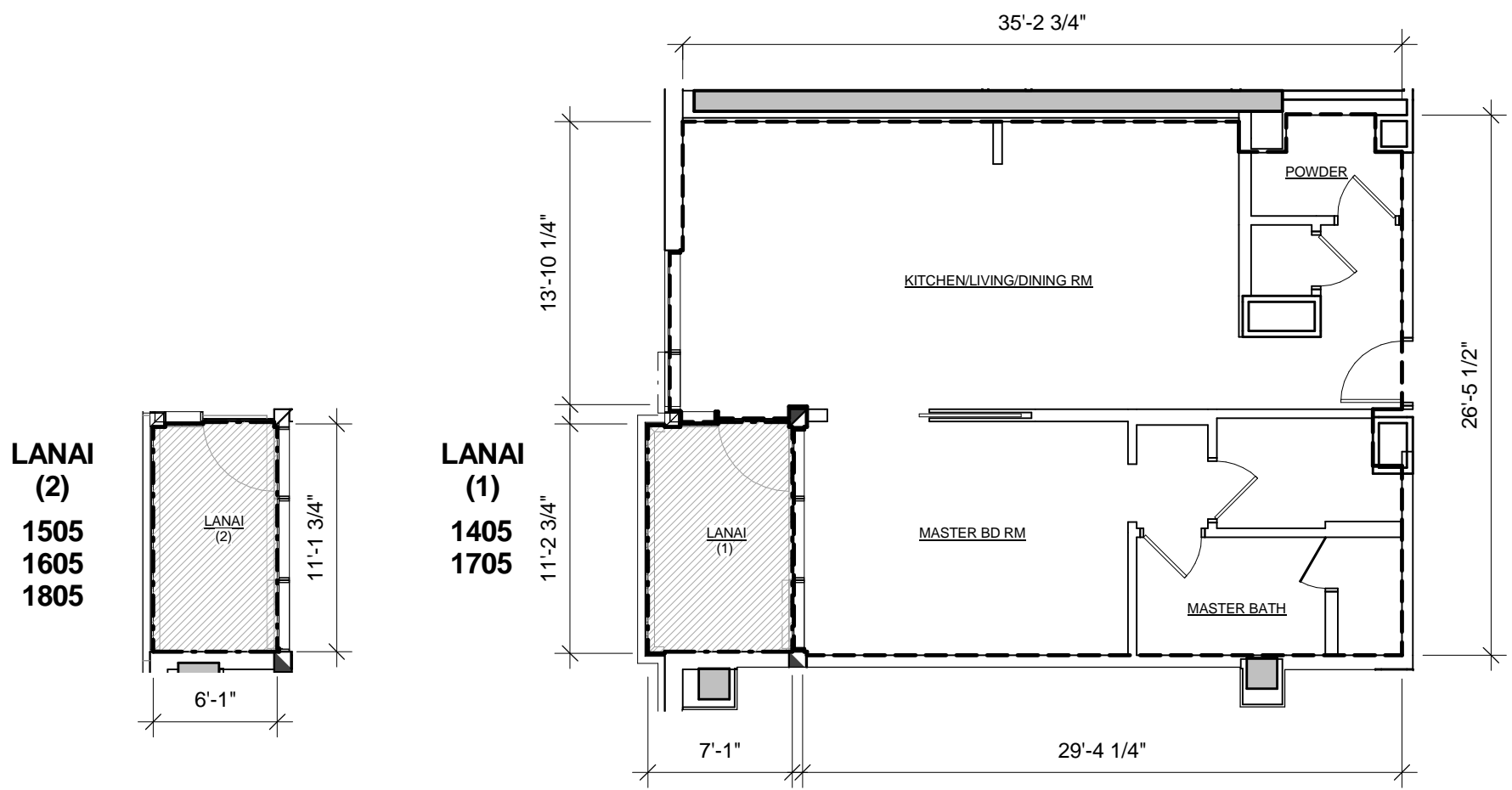
Sheet Number:

CPR - 4.01A

LEGEND

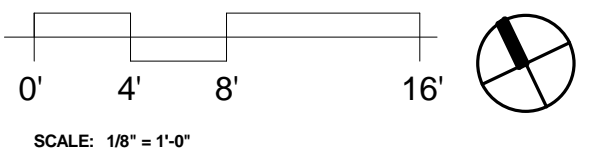
RU : RESIDENTIAL UNIT

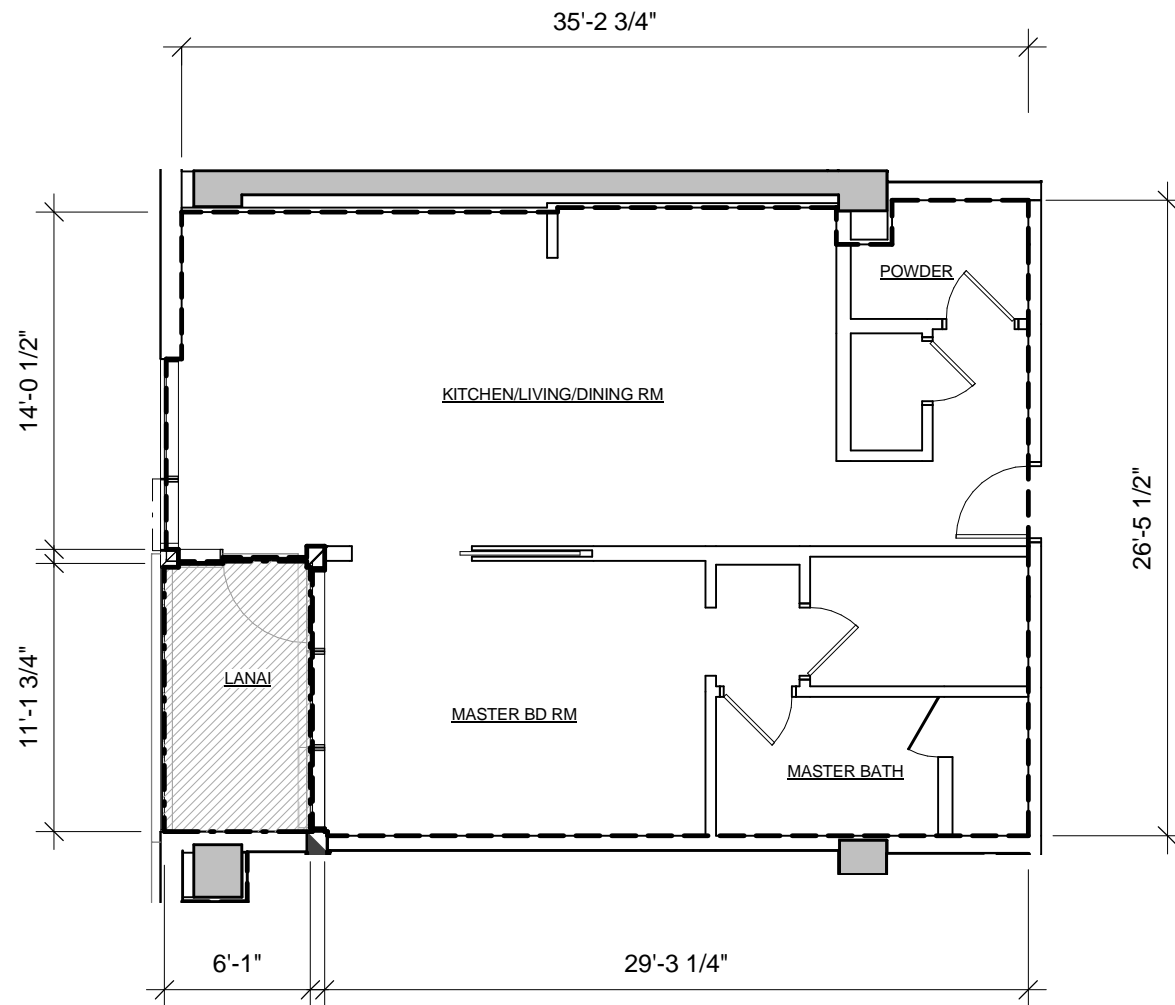
I-LCE : INDIVIDUAL LIMITED COMMON ELEMENT




**UNIT TYPE 1A-1**  
**1 BED / 1.5 BATH**  
**1405, 1505, 1605, 1705, 1805**

NET LIVING AREA	855 SF
LANAI AREA (1)	79 SF
OR (2)	68 SF





## LEGEND



RU : RESIDENTIAL UNIT




I-LCE : INDIVIDUAL LIMITED COMMON ELEMENT

## UNIT TYPE 1A-1-L3 1 BED / 1.5 BATH

1305

NET LIVING AREA 858 SF  
LANAI AREA 68 SF



SCALE: 1/8" = 1'-0"

### RESIDENTIAL DEVELOPER

AMX PARTNERS, LLC  
1288 Ala Moana Blvd.  
Suite 208  
Honolulu, HI 96814

### ARCHITECT OF RECORD

BENJAMIN WOO ARCHITECTS  
1240 Ala Moana Blvd.  
Suite 540  
Honolulu, Hawaii 96814



1388 Ala Moana Boulevard  
Honolulu, HI 96814  
TMK: 2-3-038 : 13

NOTE:  
THIS SHEET, IS INTENDED ONLY TO SHOW THE LAYOUT, LOCATION, UNIT  
NUMBERS AND DIMENSIONS OF UNITS, AND OTHER INFORMATION REQUIRED  
BY SECTION 514B-33, HAWAII REVISED STATUTES, AS AMENDED, AND IS NOT  
INTENDED AND SHALL NOT BE DEEMED TO CONTAIN ANY REPRESENTATION  
OR WARRANTY WHATSOEVER



*Benjamin Woo*

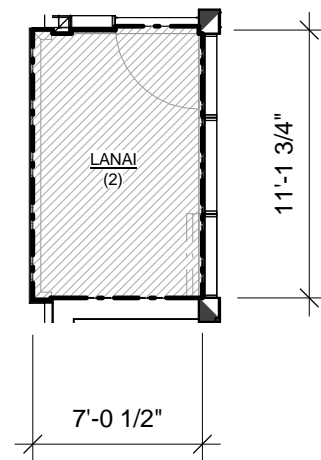
### UNIT TYPE 1A-1-L3

Date:  
January 23, 2016

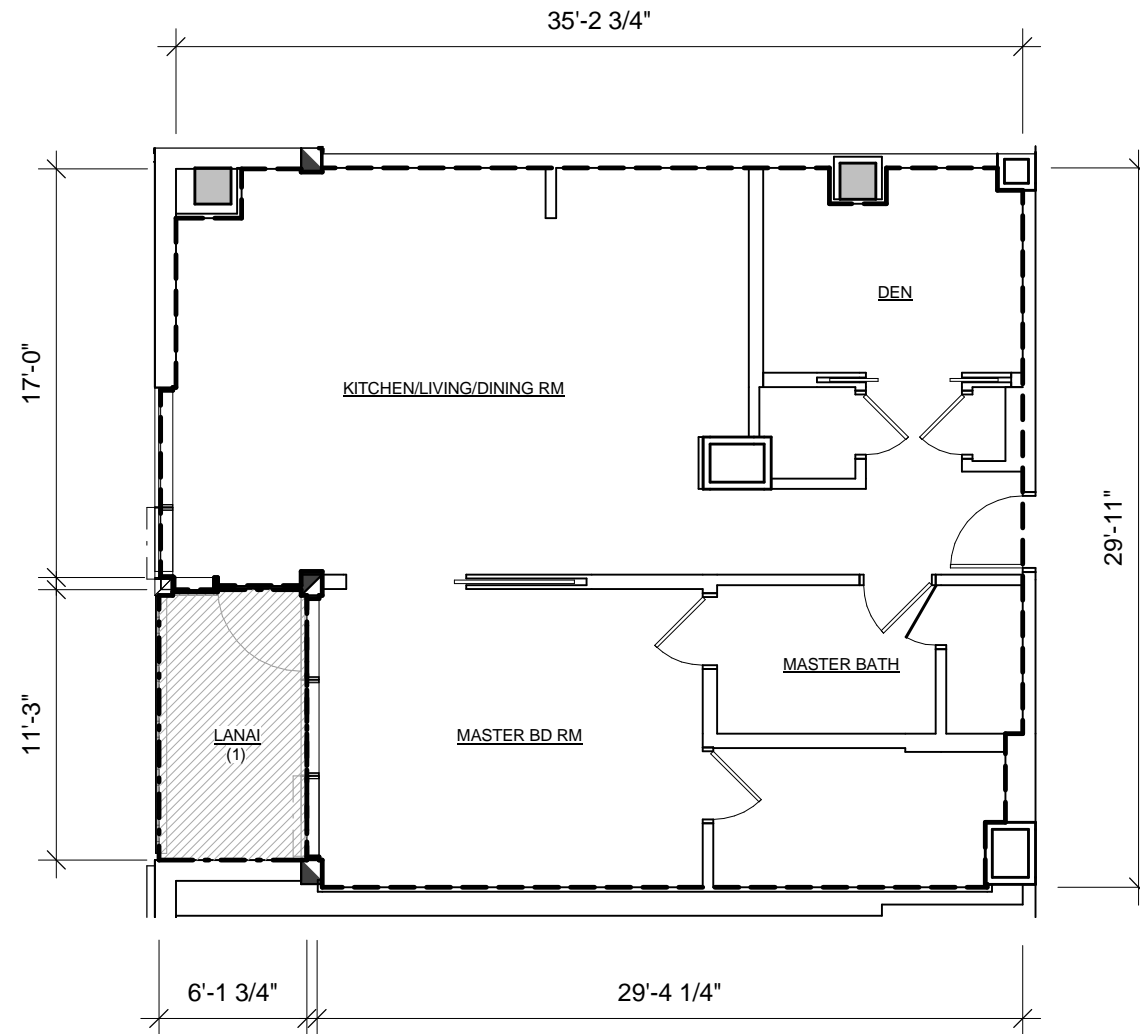
Sheet Number:

CPR - 4.02A


LANAI  
(2)  
1502  
1802



LANAI  
(1)  
1402  
1602  
1702



**LEGEND**



RU : RESIDENTIAL UNIT




I-LCE : INDIVIDUAL LIMITED COMMON ELEMENT

**UNIT TYPE 1B**

**1 BED / 1 BATH / DEN**

**1402, 1502, 1602, 1702, 1802**

NET LIVING AREA		972 SF
LANAI AREA	(1)	69 SF
	OR	
	(2)	79 SF



SCALE: 1/8" = 1'-0"

**RESIDENTIAL DEVELOPER**

AMX PARTNERS, LLC  
1288 Ala Moana Blvd.  
Suite 208  
Honolulu, HI 96814

**ARCHITECT OF RECORD**

BENJAMIN WOO ARCHITECTS  
1240 Ala Moana Blvd.  
Suite 540  
Honolulu, Hawaii 96814



1388 Ala Moana Boulevard  
Honolulu, HI 96814  
TMK: 2-3-038 : 13

NOTE:  
THIS SHEET, IS INTENDED ONLY TO SHOW THE LAYOUT, LOCATION, UNIT  
NUMBERS AND DIMENSIONS OF UNITS, AND OTHER INFORMATION REQUIRED  
BY SECTION 514B-33, HAWAII REVISED STATUTES, AS AMENDED, AND IS NOT  
INTENDED AND SHALL NOT BE DEEMED TO CONTAIN ANY REPRESENTATION  
OR WARRANTY WHATSOEVER



*Benjamin Woo*

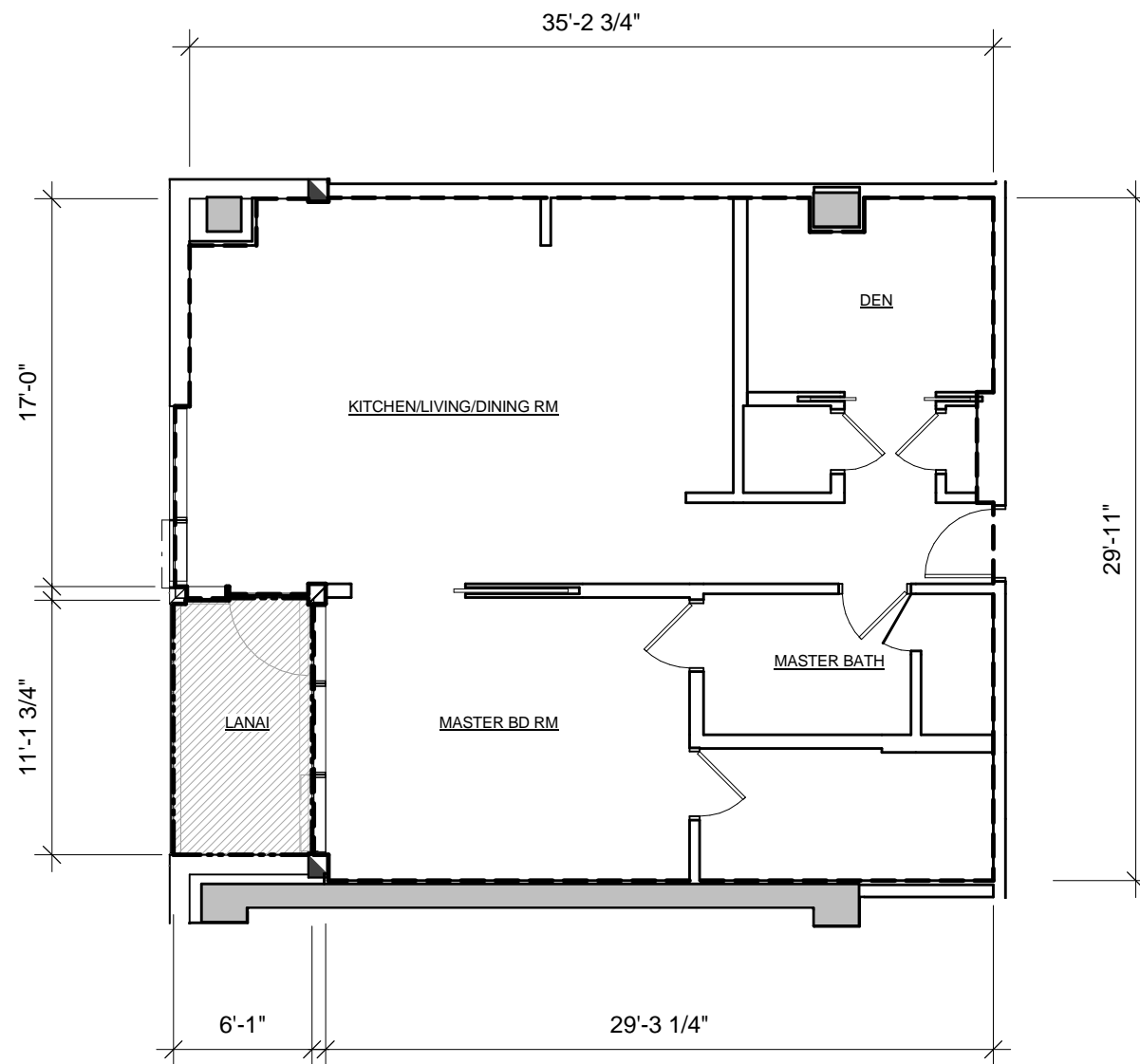
**UNIT TYPE 1B**

Date:  
January 23, 2016


Sheet Number:

**CPR - 4.03**





**LEGEND**



RU : RESIDENTIAL UNIT



ILCE : INDIVIDUAL LIMITED COMMON ELEMENT

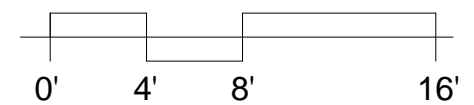
**UNIT TYPE 1B-L3**

**1 BED / 1 BATH / DEN**

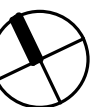
**1302**

**NET LIVING AREA**  
**LANAI AREA**

**977 SF**  
**68 SF**



SCALE: 1/8" = 1'-0"



**RESIDENTIAL DEVELOPER**

AMX PARTNERS, LLC  
1288 Ala Moana Blvd.  
Suite 208  
Honolulu, HI 96814

**ARCHITECT OF RECORD**

BENJAMIN WOO ARCHITECTS  
1240 Ala Moana Blvd.  
Suite 540  
Honolulu, Hawaii 96814



1388 Ala Moana Boulevard  
Honolulu, HI 96814  
TMK: 2-3-038 : 13

NOTE:  
THIS SHEET, IS INTENDED ONLY TO SHOW THE LAYOUT, LOCATION, UNIT  
NUMBERS AND DIMENSIONS OF UNITS, AND OTHER INFORMATION REQUIRED  
BY SECTION 514B-33, HAWAII REVISED STATUTES, AS AMENDED, AND IS NOT  
INTENDED AND SHALL NOT BE DEEMED TO CONTAIN ANY REPRESENTATION  
OR WARRANTY WHATSOEVER



*Benjamin Woo*

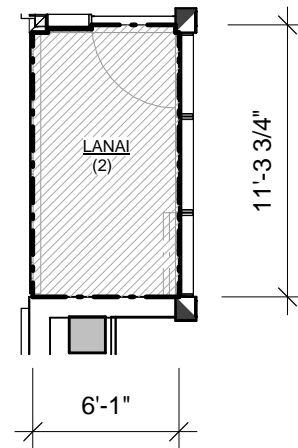
**UNIT TYPE 1B-L3**

Date:  
January 23, 2016

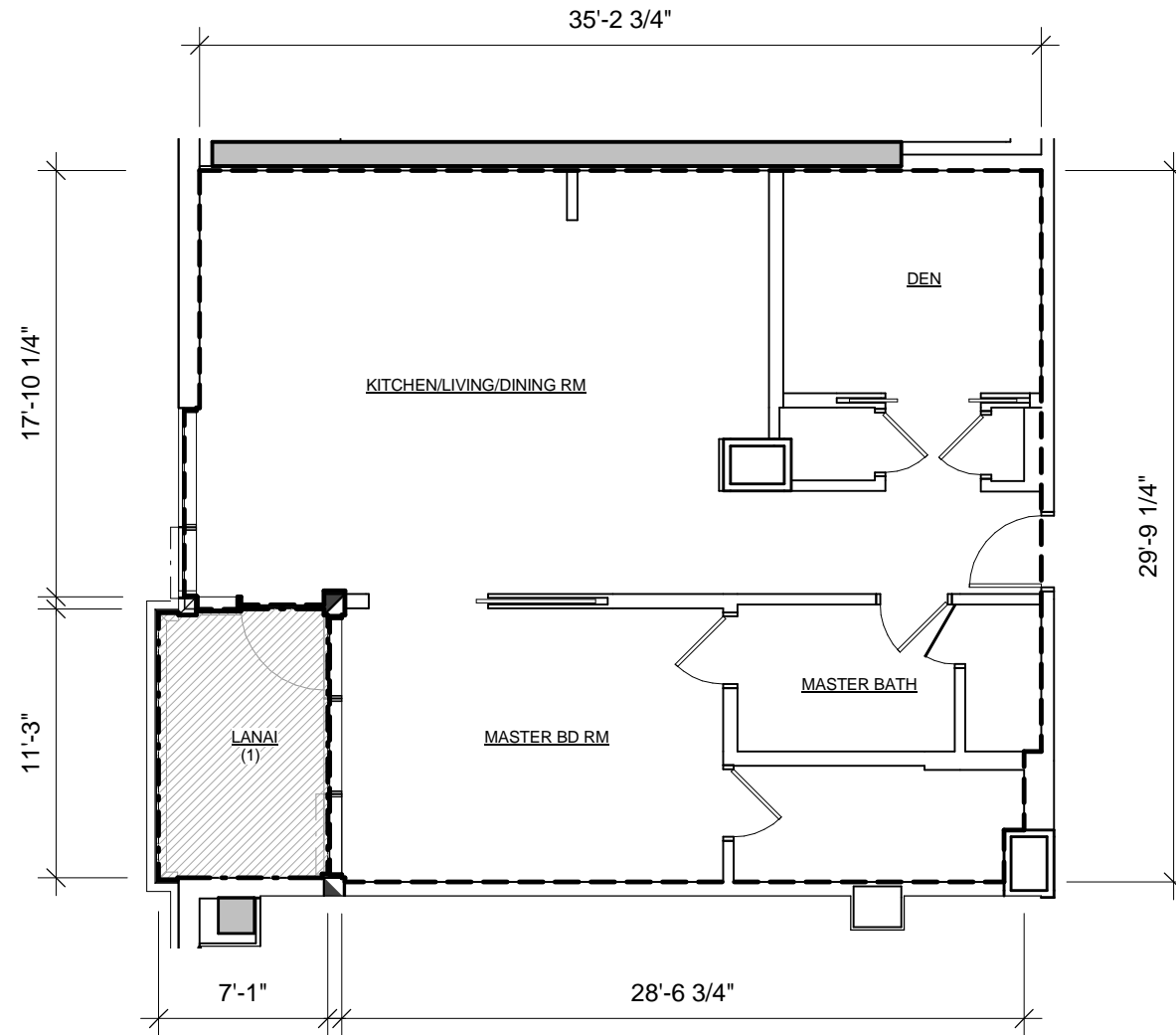
Sheet Number:

**CPR - 4.03A**

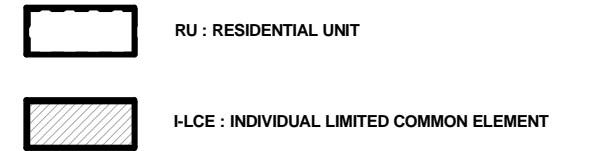
LANAI  
(2)  
1501  
1601  
1801



LANAI  
(1)  
1401  
1701




**LEGEND**



**UNIT TYPE 1B-1**  
**1 BED / 1 BATH / DEN**

1401, 1501, 1601, 1701, 1801

NET LIVING AREA		984 SF
LANAI AREA	(1)	79 SF
	OR	
	(2)	68 SF



SCALE: 1/8" = 1'-0"

RESIDENTIAL DEVELOPER

AMX PARTNERS, LLC  
1288 Ala Moana Blvd.  
Suite 208  
Honolulu, HI 96814

ARCHITECT OF RECORD

BENJAMIN WOO ARCHITECTS  
1240 Ala Moana Blvd.  
Suite 540  
Honolulu, Hawaii 96814



1388 Ala Moana Boulevard  
Honolulu, HI 96814  
TMK: 2-3-038 : 13

NOTE:  
THIS SHEET, IS INTENDED ONLY TO SHOW THE LAYOUT, LOCATION, UNIT  
NUMBERS AND DIMENSIONS OF UNITS, AND OTHER INFORMATION REQUIRED  
BY SECTION 514B-33, HAWAII REVISED STATUTES, AS AMENDED, AND IS NOT  
INTENDED AND SHALL NOT BE DEEMED TO CONTAIN ANY REPRESENTATION  
OR WARRANTY WHATSOEVER



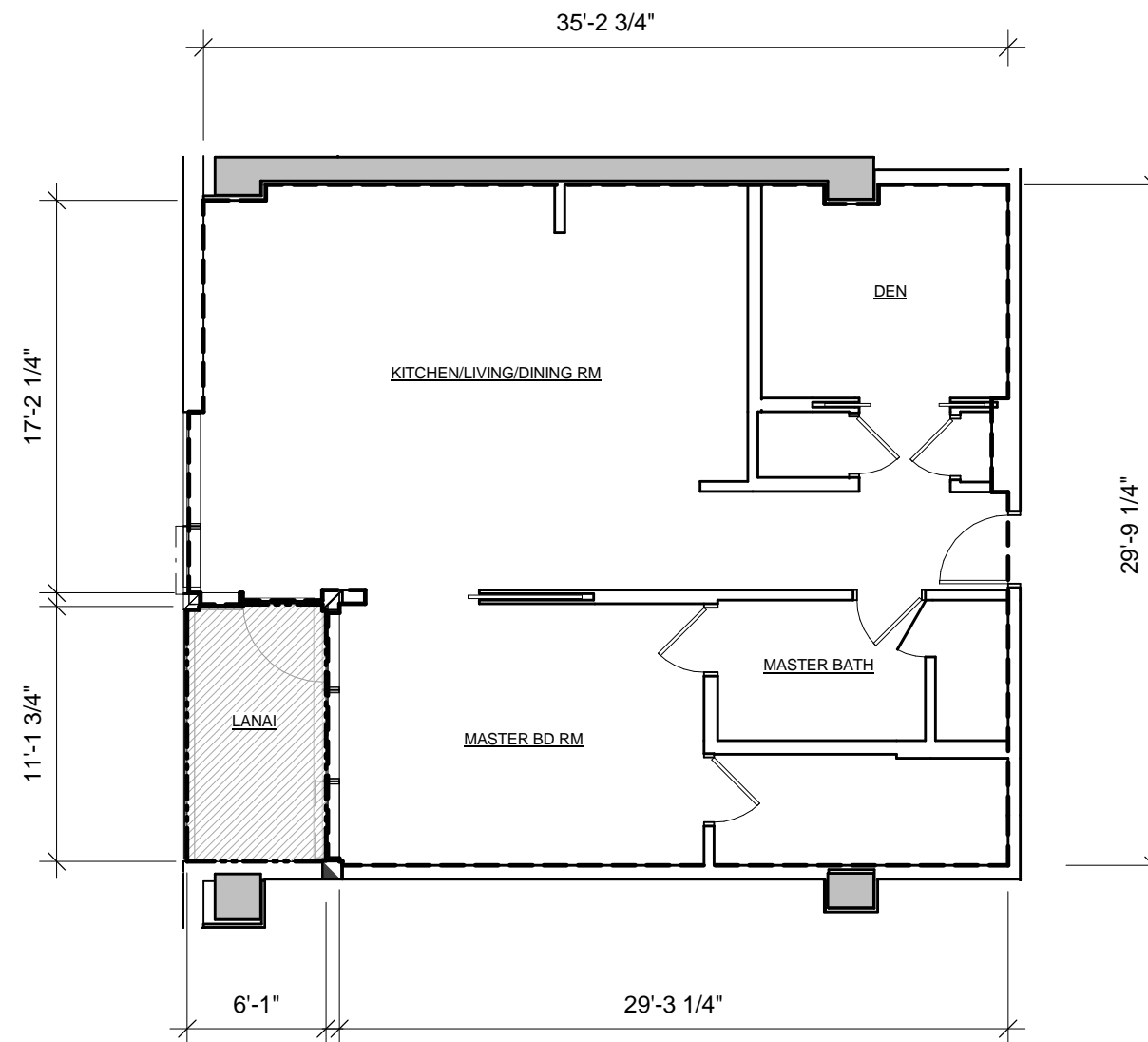
*Benjamin Woo*

UNIT TYPE 1B-1

Date:  
January 23, 2016

Sheet Number:

CPR - 4.04



### LEGEND



RU : RESIDENTIAL UNIT

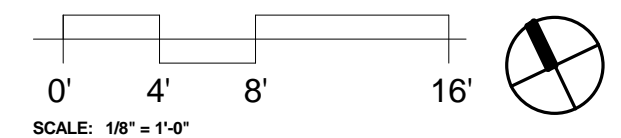


I-LCE : INDIVIDUAL LIMITED COMMON ELEMENT

### UNIT TYPE 1B-1-L3 1 BED / 1 BATH / DEN

1301

NET LIVING AREA      983 SF  
LANAI AREA              68 SF



#### RESIDENTIAL DEVELOPER

AMX PARTNERS, LLC  
1288 Ala Moana Blvd.  
Suite 208  
Honolulu, HI 96814

#### ARCHITECT OF RECORD

BENJAMIN WOO ARCHITECTS  
1240 Ala Moana Blvd.  
Suite 540  
Honolulu, Hawaii 96814



1388 Ala Moana Boulevard  
Honolulu, HI 96814  
TMK: 2-3-038 : 13

NOTE:  
THE CONDOMINIUM MAP FOR THE CONDOMINIUM PROJECT, WHICH INCLUDES  
THIS SHEET, IS INTENDED ONLY TO SHOW THE LAYOUT, LOCATION, UNIT  
NUMBERS AND DIMENSIONS OF UNITS, AND OTHER INFORMATION REQUIRED  
BY SECTION 514B-33, HAWAII REVISED STATUTES, AS AMENDED, AND IS NOT  
INTENDED AND SHALL NOT BE DEEMED TO CONTAIN ANY REPRESENTATION  
OR WARRANTY WHATSOEVER



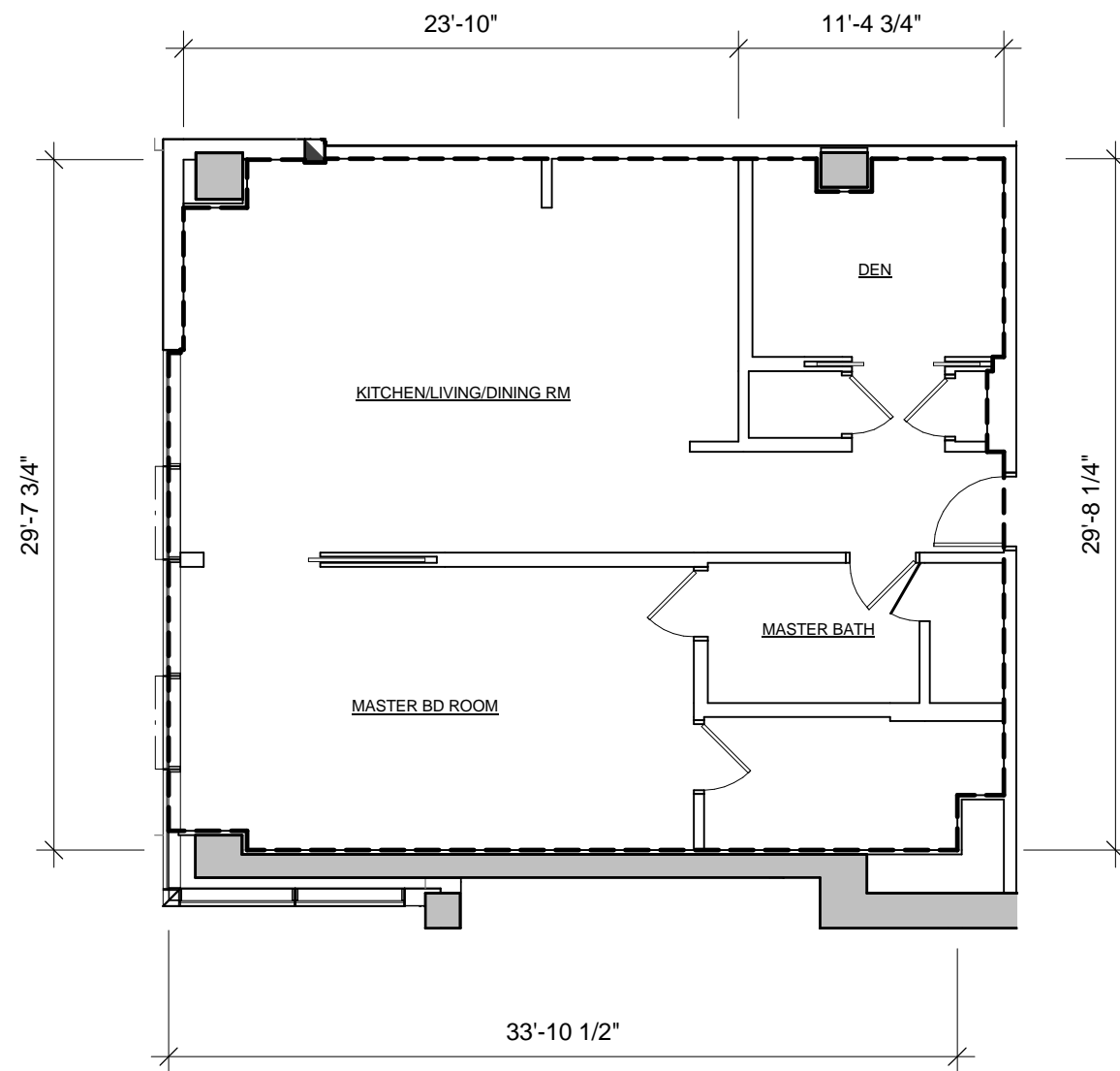
*Benjamin Woo*

#### UNIT TYPE 1B-1-L3


Date:  
January 23, 2016

Sheet Number:

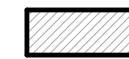
CPR - 4.04A



## LEGEND



RU : RESIDENTIAL UNIT




I-LCE : INDIVIDUAL LIMITED COMMON ELEMENT

## UNIT TYPE 1B-2 1 BED / 1 BATH / DEN

1300

NET LIVING AREA      1040 SF



SCALE: 1/8" = 1'-0"

### RESIDENTIAL DEVELOPER

AMX PARTNERS, LLC  
1288 Ala Moana Blvd.  
Suite 208  
Honolulu, HI 96814

### ARCHITECT OF RECORD

BENJAMIN WOO ARCHITECTS  
1240 Ala Moana Blvd.  
Suite 540  
Honolulu, Hawaii 96814



1388 Ala Moana Boulevard  
Honolulu, HI 96814  
TMK: 2-3-038 : 13

NOTE:  
THIS SHEET, IS INTENDED ONLY TO SHOW THE LAYOUT, LOCATION, UNIT  
NUMBERS AND DIMENSIONS OF UNITS, AND OTHER INFORMATION REQUIRED  
BY SECTION 514B-33, HAWAII REVISED STATUTES, AS AMENDED, AND IS NOT  
INTENDED AND SHALL NOT BE DEEMED TO CONTAIN ANY REPRESENTATION  
OR WARRANTY WHATSOEVER



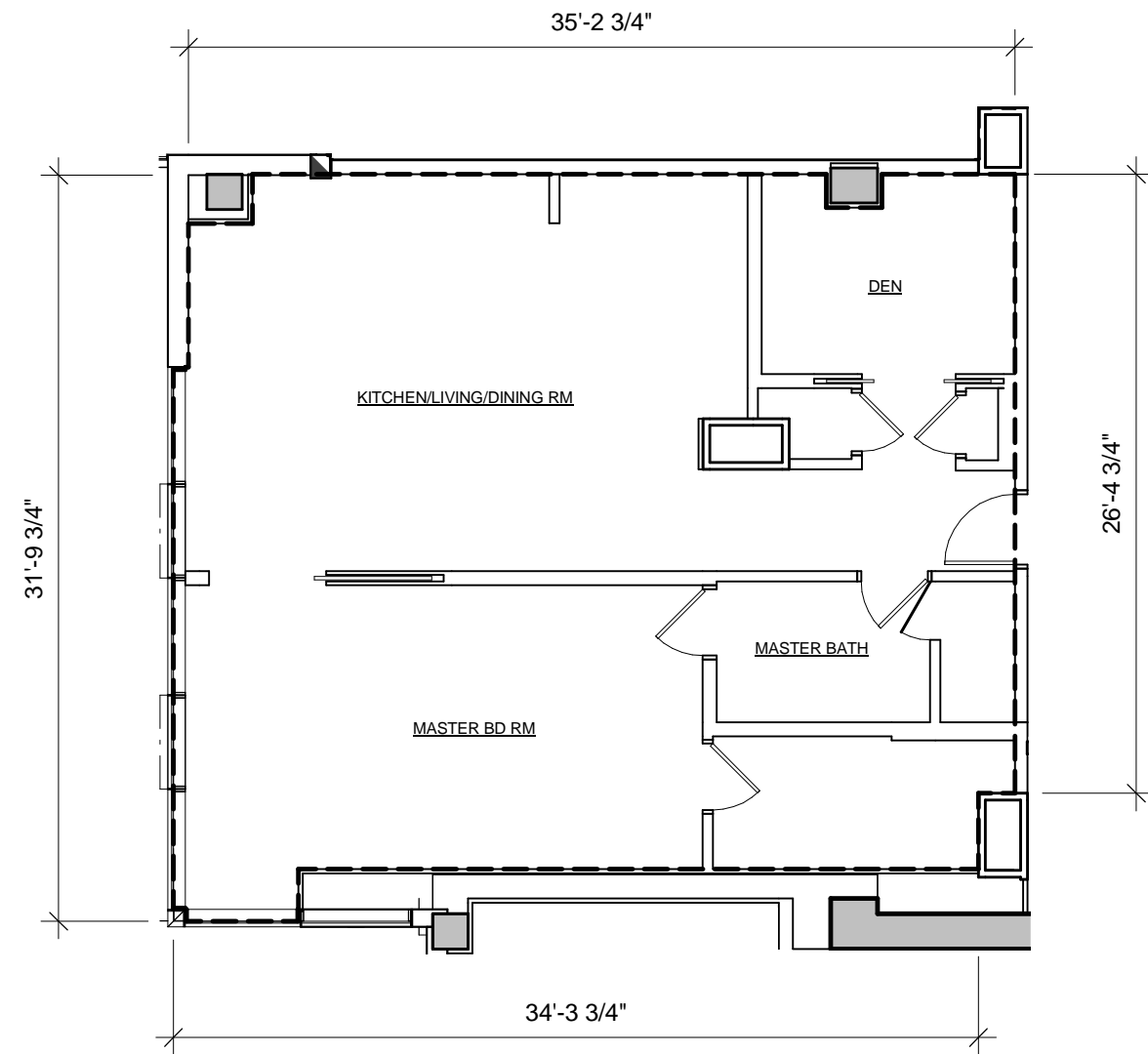
*Benjamin Woo*

### UNIT TYPE 1B-2


Date:  
January 23, 2016

Sheet Number:

CPR - 4.05



**LEGEND**



RU : RESIDENTIAL UNIT




I-LCE : INDIVIDUAL LIMITED COMMON ELEMENT

**UNIT TYPE 1B-3**  
**1 BED / 1 BATH / DEN**

1400 , 1500 , 1600

**NET LIVING AREA      1055 SF**



SCALE: 1/8" = 1'-0"

**RESIDENTIAL DEVELOPER**

AMX PARTNERS, LLC  
1288 Ala Moana Blvd.  
Suite 208  
Honolulu, HI 96814

**ARCHITECT OF RECORD**

BENJAMIN WOO ARCHITECTS  
1240 Ala Moana Blvd.  
Suite 540  
Honolulu, Hawaii 96814



1388 Ala Moana Boulevard  
Honolulu, HI 96814  
TMK: 2-3-038 : 13

NOTE:  
THIS SHEET, IS INTENDED ONLY TO SHOW THE LAYOUT, LOCATION, UNIT  
NUMBERS AND DIMENSIONS OF UNITS, AND OTHER INFORMATION REQUIRED  
BY SECTION 514B-33, HAWAII REVISED STATUTES, AS AMENDED, AND IS NOT  
INTENDED AND SHALL NOT BE DEEMED TO CONTAIN ANY REPRESENTATION  
OR WARRANTY WHATSOEVER



*Benjamin Woo*

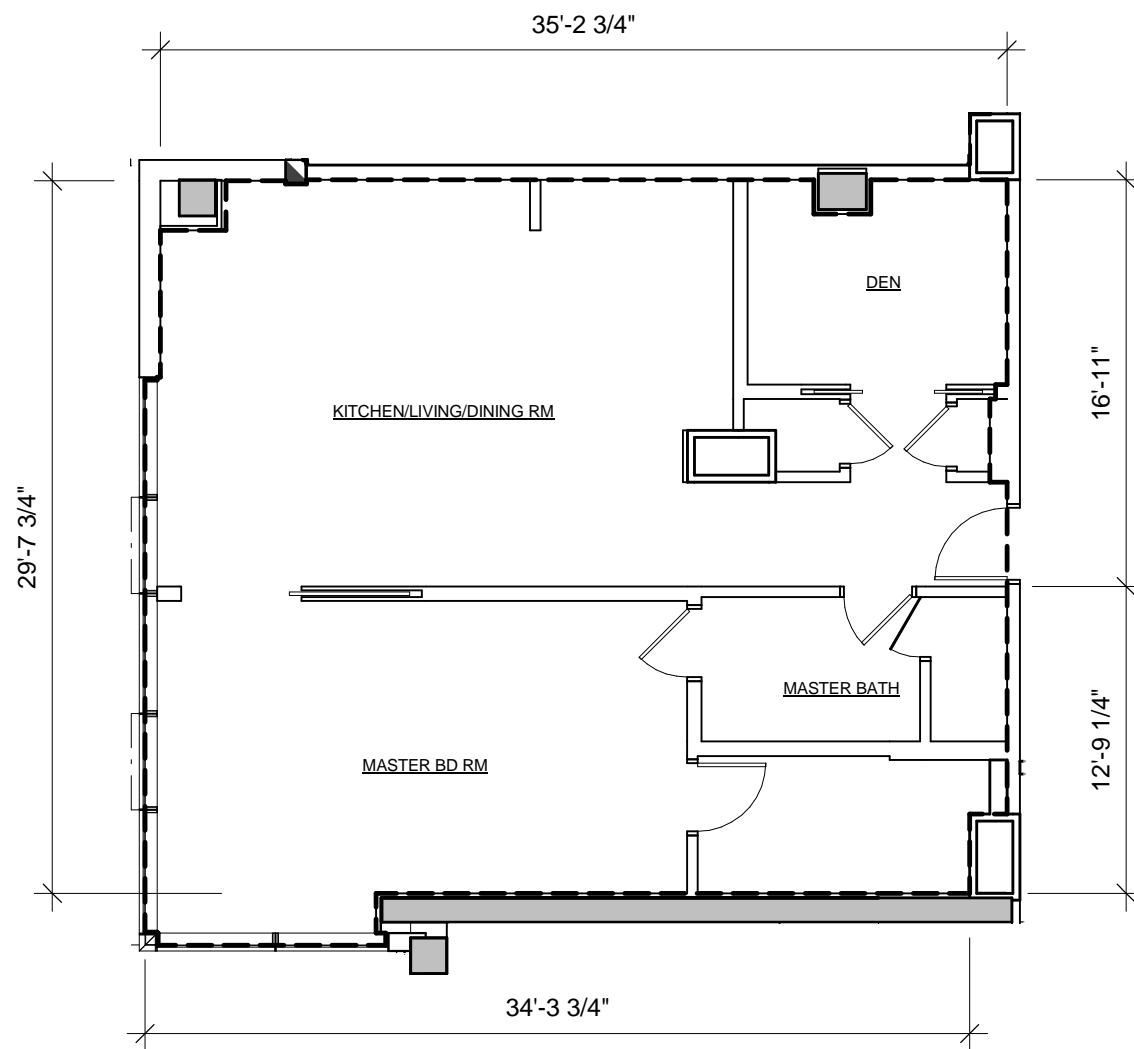
**UNIT TYPE 1B-3**

Date:  
January 23, 2016

Sheet Number:

**CPR - 4.06**





### LEGEND



RU : RESIDENTIAL UNIT

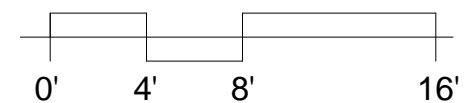


I-LCE : INDIVIDUAL LIMITED COMMON ELEMENT

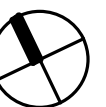
### UNIT TYPE 1B-4 1 BED / 1 BATH / DEN

1700, 1800

NET LIVING AREA      1063 SF



SCALE: 1/8" = 1'-0"



#### RESIDENTIAL DEVELOPER

AMX PARTNERS, LLC  
1288 Ala Moana Blvd.  
Suite 208  
Honolulu, HI 96814

#### ARCHITECT OF RECORD

BENJAMIN WOO ARCHITECTS  
1240 Ala Moana Blvd.  
Suite 540  
Honolulu, Hawaii 96814



1388 Ala Moana Boulevard  
Honolulu, HI 96814  
TMK: 2-3-038 : 13

NOTE:  
THIS SHEET, IS INTENDED ONLY TO SHOW THE LAYOUT, LOCATION, UNIT  
NUMBERS AND DIMENSIONS OF UNITS, AND OTHER INFORMATION REQUIRED  
BY SECTION 514B-33, HAWAII REVISED STATUTES, AS AMENDED, AND IS NOT  
INTENDED AND SHALL NOT BE DEEMED TO CONTAIN ANY REPRESENTATION  
OR WARRANTY WHATSOEVER



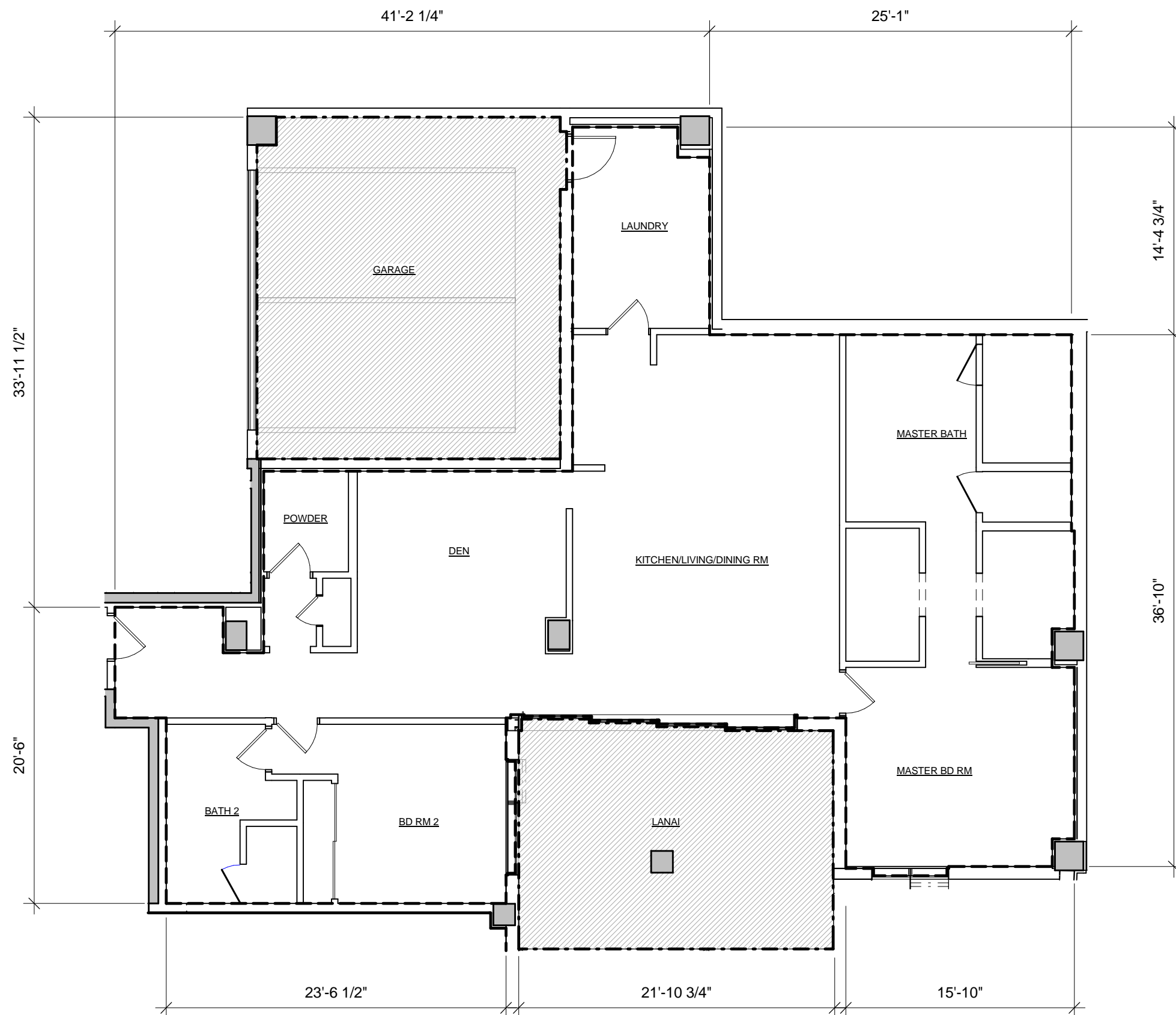
*Benjamin Woo*

#### UNIT TYPE 1B-4

Date:  
January 23, 2016

Sheet Number:

CPR - 4.07




LEGEND

- RU : RESIDENTIAL UNIT
- I-LCE : INDIVIDUAL LIMITED COMMON ELEMENT

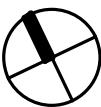
UNIT TYPE 2A  
2 BED / 2.5 BATH / DEN / LAUNDRY

2304

NET LIVING AREA	1960 SF
LANAI AREA	335 SF
GARAGE AREA	496 SF



SCALE: 1/8" = 1'-0"



RESIDENTIAL DEVELOPER  
AMX PARTNERS, LLC  
1288 Ala Moana Blvd.  
Suite 208  
Honolulu, HI 96814

ARCHITECT OF RECORD  
BENJAMIN WOO ARCHITECTS  
1240 Ala Moana Blvd.  
Suite 540  
Honolulu, Hawaii 96814



1388 Ala Moana Boulevard  
Honolulu, HI 96814  
TMK: 2-3-038 : 13

NOTE:  
THIS SHEET, IS INTENDED ONLY TO SHOW THE LAYOUT, LOCATION, UNIT  
NUMBERS AND DIMENSIONS OF UNITS, AND OTHER INFORMATION REQUIRED  
BY SECTION 514B-33, HAWAII REVISED STATUTES, AS AMENDED, AND IS NOT  
INTENDED AND SHALL NOT BE DEEMED TO CONTAIN ANY REPRESENTATION  
OR WARRANTY WHATSOEVER



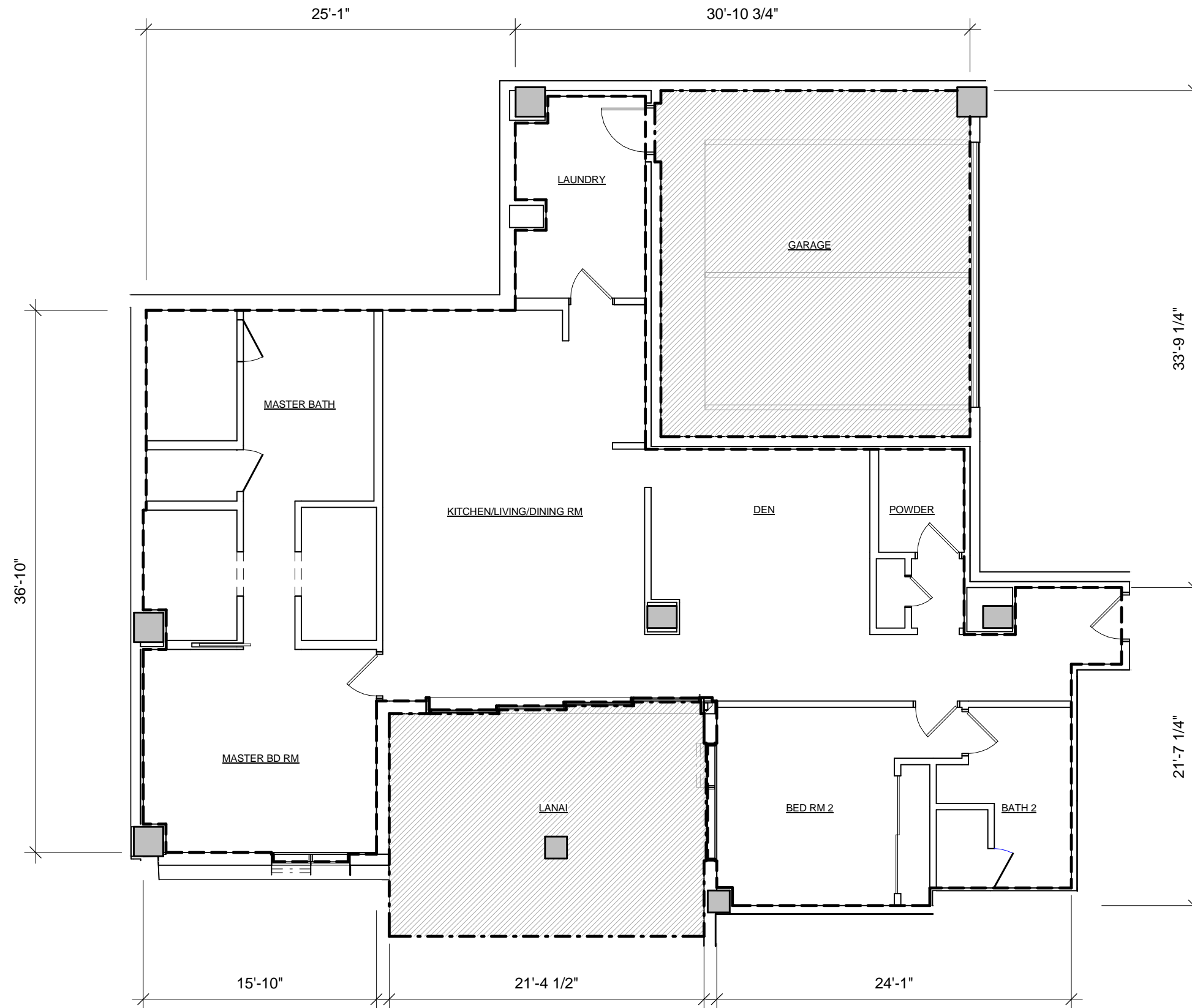
*Benjamin Woo*

UNIT TYPE 2A

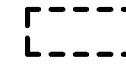
Date:  
January 23, 2016

Sheet Number:

CPR - 4.08



**LEGEND**



RU : RESIDENTIAL UNIT




I-LCE : INDIVIDUAL LIMITED COMMON ELEMENT

**UNIT TYPE 2A-1**

**2 BED / 2.5 BATH / DEN / LAUNDRY**

**3305**

<b>NET LIVING AREA</b>	<b>1946 SF</b>
<b>LANAI AREA</b>	<b>329 SF</b>
<b>GARAGE AREA</b>	<b>491 SF</b>



SCALE: 1/8" = 1'-0"

**RESIDENTIAL DEVELOPER**

AMX PARTNERS, LLC  
1288 Ala Moana Blvd.  
Suite 208  
Honolulu, HI 96814

**ARCHITECT OF RECORD**

BENJAMIN WOO ARCHITECTS  
1240 Ala Moana Blvd.  
Suite 540  
Honolulu, Hawaii 96814



1388 Ala Moana Boulevard  
Honolulu, HI 96814  
TMK: 2-3-038 : 13

NOTE:  
THIS SHEET, IS INTENDED ONLY TO SHOW THE LAYOUT, LOCATION, UNIT  
NUMBERS AND DIMENSIONS OF UNITS, AND OTHER INFORMATION REQUIRED  
BY SECTION 514B-33, HAWAII REVISED STATUTES, AS AMENDED, AND IS NOT  
INTENDED AND SHALL NOT BE DEEMED TO CONTAIN ANY REPRESENTATION  
OR WARRANTY WHATSOEVER



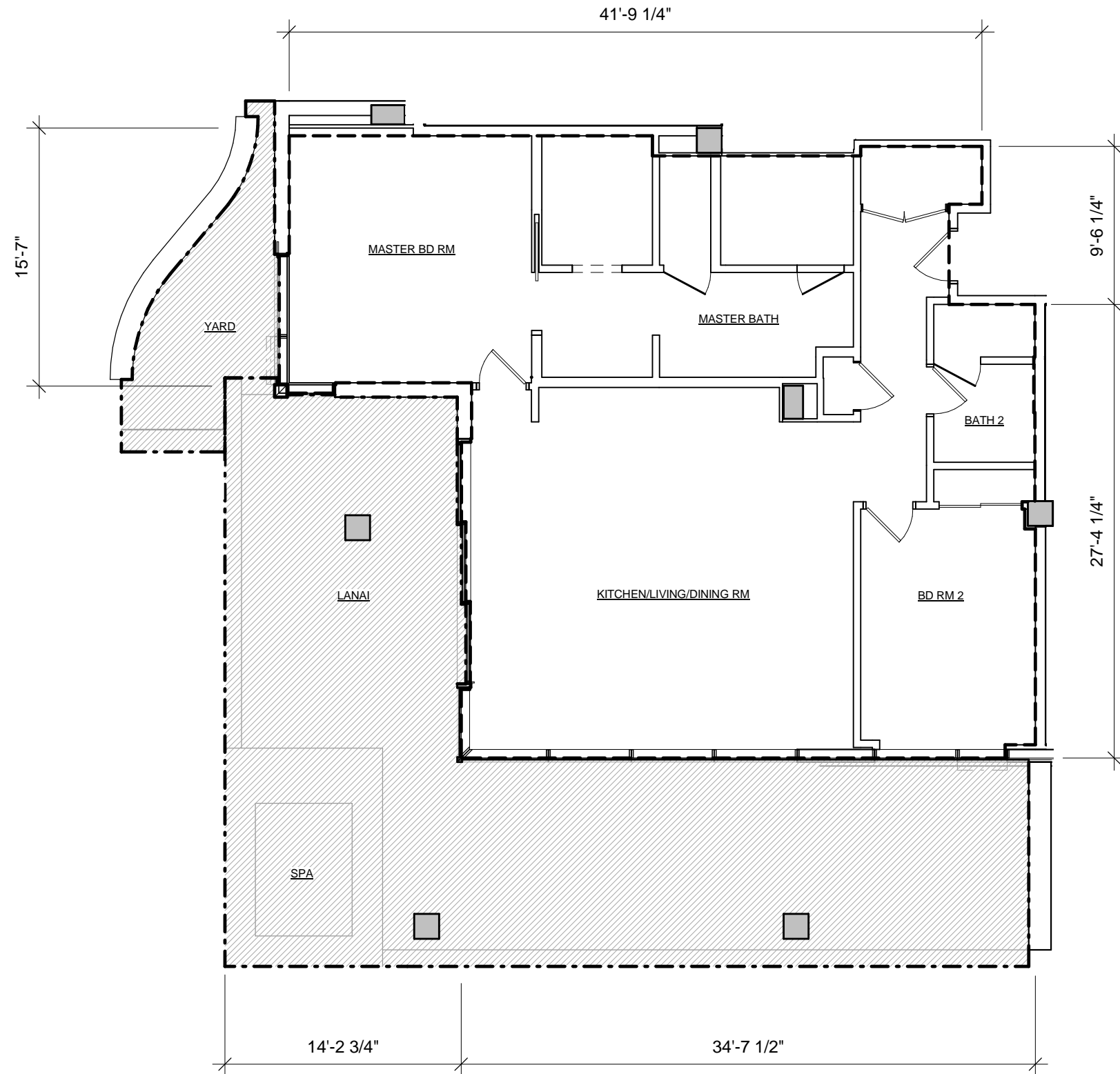
*Benjamin Woo*

**UNIT TYPE 2A-1**

Date:  
January 23, 2016

Sheet Number:

**CPR - 4.09**




**LEGEND**

- RU : RESIDENTIAL UNIT
- I-LCE : INDIVIDUAL LIMITED COMMON ELEMENT

**UNIT TYPE 2B**  
**2 BED / 2 BATH**

**6301**

NET LIVING AREA	1386 SF
LANAI AREA	912 SF
PRIVATE YARD AREA	91 SF



SCALE: 1/8" = 1'-0"

**RESIDENTIAL DEVELOPER**

AMX PARTNERS, LLC  
1288 Ala Moana Blvd.  
Suite 208  
Honolulu, HI 96814

**ARCHITECT OF RECORD**

BENJAMIN WOO ARCHITECTS  
1240 Ala Moana Blvd.  
Suite 540  
Honolulu, Hawaii 96814



1388 Ala Moana Boulevard  
Honolulu, HI 96814  
TMK: 2-3-038 : 13

NOTE:  
THIS SHEET, IS INTENDED ONLY TO SHOW THE LAYOUT, LOCATION, UNIT  
NUMBERS AND DIMENSIONS OF UNITS, AND OTHER INFORMATION REQUIRED  
BY SECTION 514B-33, HAWAII REVISED STATUTES, AS AMENDED, AND IS NOT  
INTENDED AND SHALL NOT BE DEEMED TO CONTAIN ANY REPRESENTATION  
OR WARRANTY WHATSOEVER



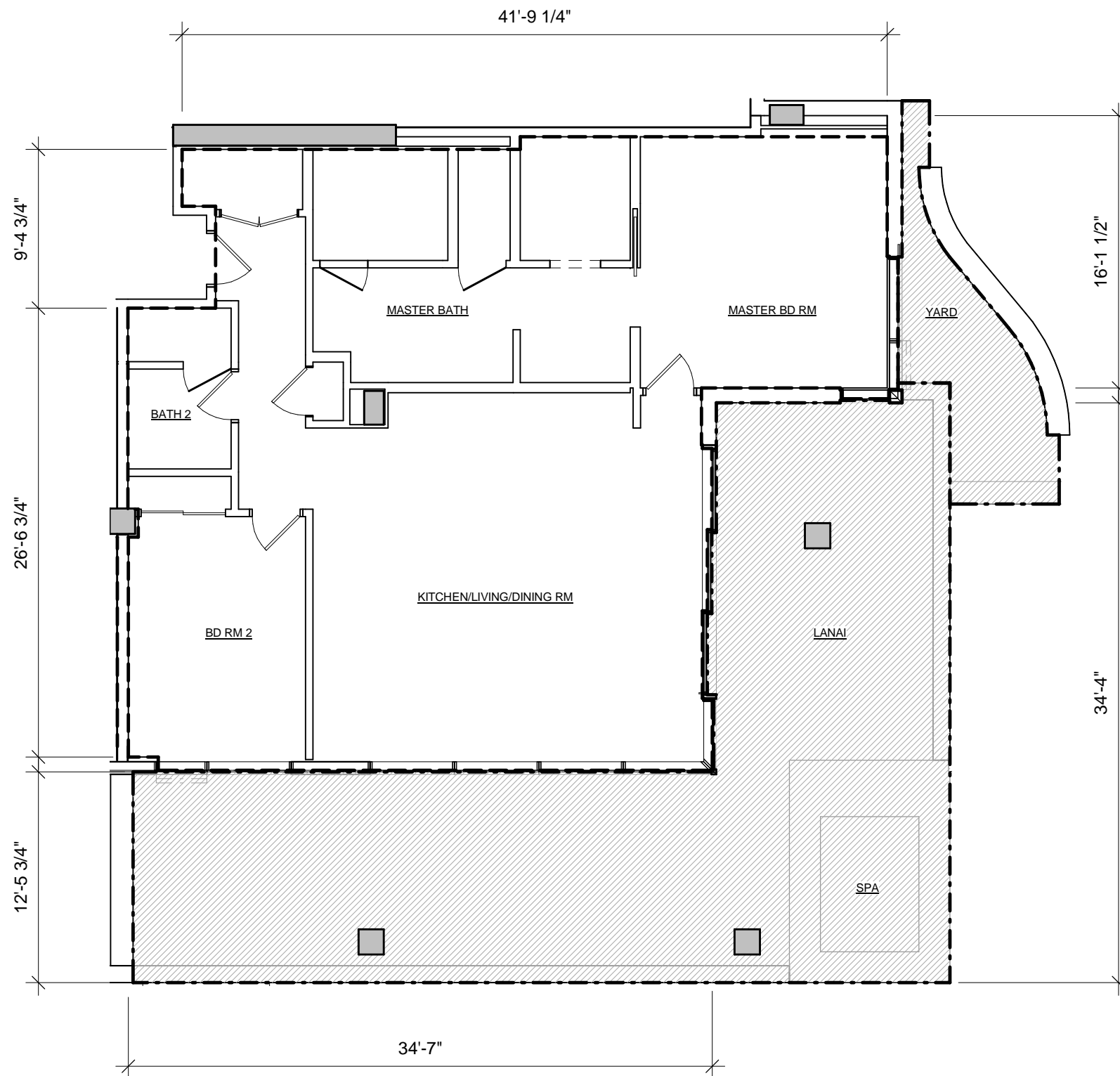
*Benjamin Woo*

**UNIT TYPE 2B**



Date:  
January 23, 2016

Sheet Number:

**CPR - 4.10**




**LEGEND**

-  RU : RESIDENTIAL UNIT
-  I-LCE : INDIVIDUAL LIMITED COMMON ELEMENT

**UNIT TYPE 2B-1**  
**2 BED / 2 BATH**

**6300**

NET LIVING AREA	1390 SF
LANAI AREA	907 SF
PRIVATE YARD AREA	83 SF



SCALE: 1/8" = 1'-0"

**RESIDENTIAL DEVELOPER**

AMX PARTNERS, LLC  
1288 Ala Moana Blvd.  
Suite 208  
Honolulu, HI 96814

**ARCHITECT OF RECORD**

BENJAMIN WOO ARCHITECTS  
1240 Ala Moana Blvd.  
Suite 540  
Honolulu, Hawaii 96814



1388 Ala Moana Boulevard  
Honolulu, HI 96814  
TMK: 2-3-038 : 13

NOTE:  
THIS SHEET, IS INTENDED ONLY TO SHOW THE LAYOUT, LOCATION, UNIT  
NUMBERS AND DIMENSIONS OF UNITS, AND OTHER INFORMATION REQUIRED  
BY SECTION 514B-33, HAWAII REVISED STATUTES, AS AMENDED, AND IS NOT  
INTENDED AND SHALL NOT BE DEEMED TO CONTAIN ANY REPRESENTATION  
OR WARRANTY WHATSOEVER



*Benjamin Woo*

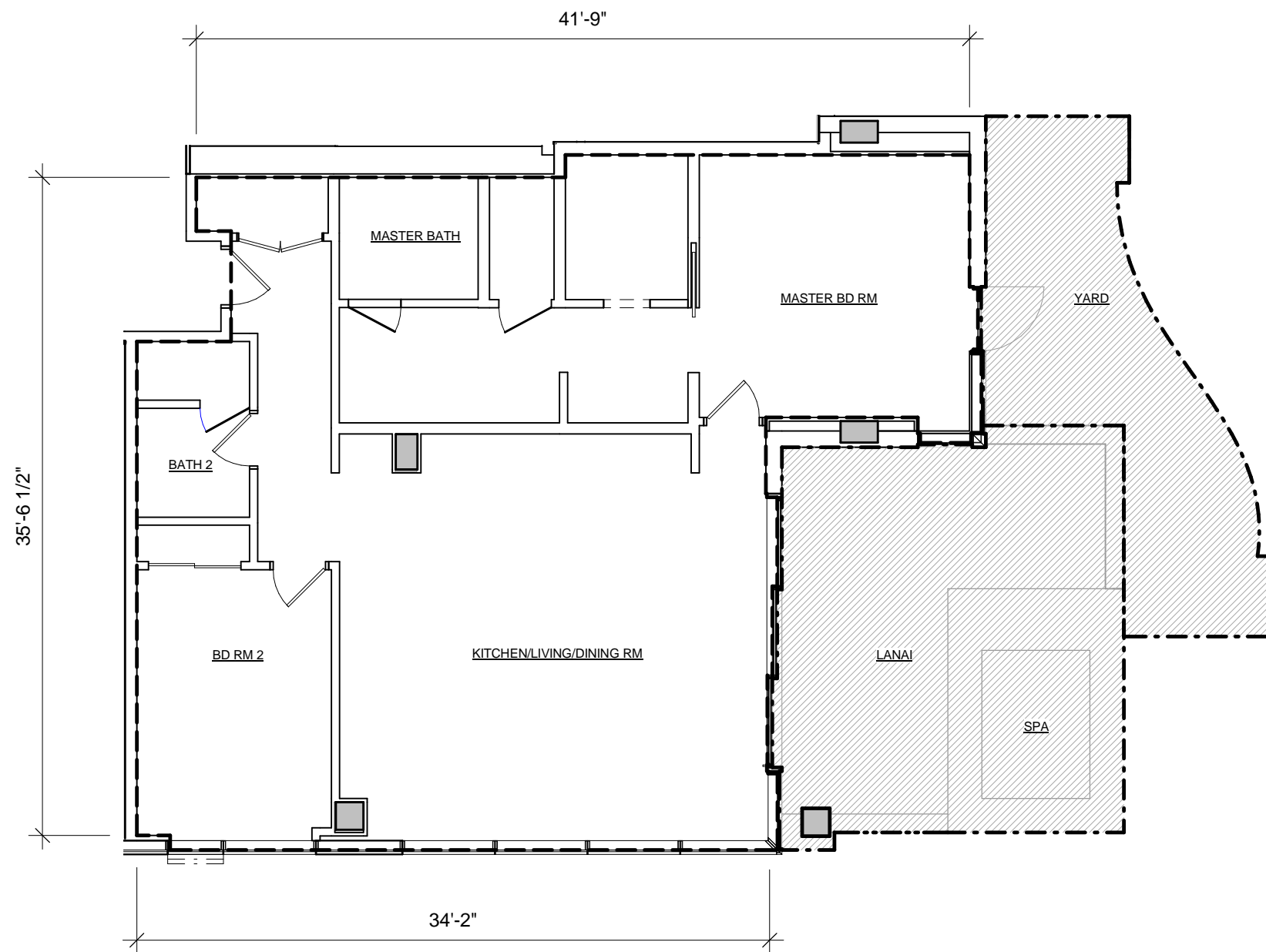
**UNIT TYPE 2B-1**

Date:  
January 23, 2016

Sheet Number:

**CPR - 4.11**





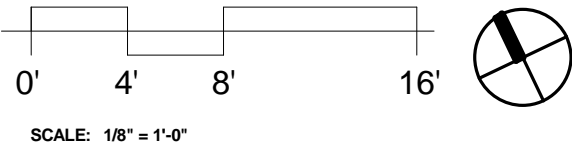
LEGEND

- RU : RESIDENTIAL UNIT
- I-LCE : INDIVIDUAL LIMITED COMMON ELEMENT

UNIT TYPE 2B-2  
2 BED / 2 BATH

8300

NET LIVING AREA	1378 SF
LANAI AREA	398 SF
PRIVATE YARD AREA	247 SF



RESIDENTIAL DEVELOPER  
AMX PARTNERS, LLC  
1288 Ala Moana Blvd.  
Suite 208  
Honolulu, HI 96814

ARCHITECT OF RECORD  
BENJAMIN WOO ARCHITECTS  
1240 Ala Moana Blvd.  
Suite 540  
Honolulu, Hawaii 96814



1388 Ala Moana Boulevard  
Honolulu, HI 96814  
TMK: 2-3-038 : 13

NOTE:  
THIS SHEET, IS INTENDED ONLY TO SHOW THE LAYOUT, LOCATION, UNIT  
NUMBERS AND DIMENSIONS OF UNITS, AND OTHER INFORMATION REQUIRED  
BY SECTION 514B-33, HAWAII REVISED STATUTES, AS AMENDED, AND IS NOT  
INTENDED AND SHALL NOT BE DEEMED TO CONTAIN ANY REPRESENTATION  
OR WARRANTY WHATSOEVER

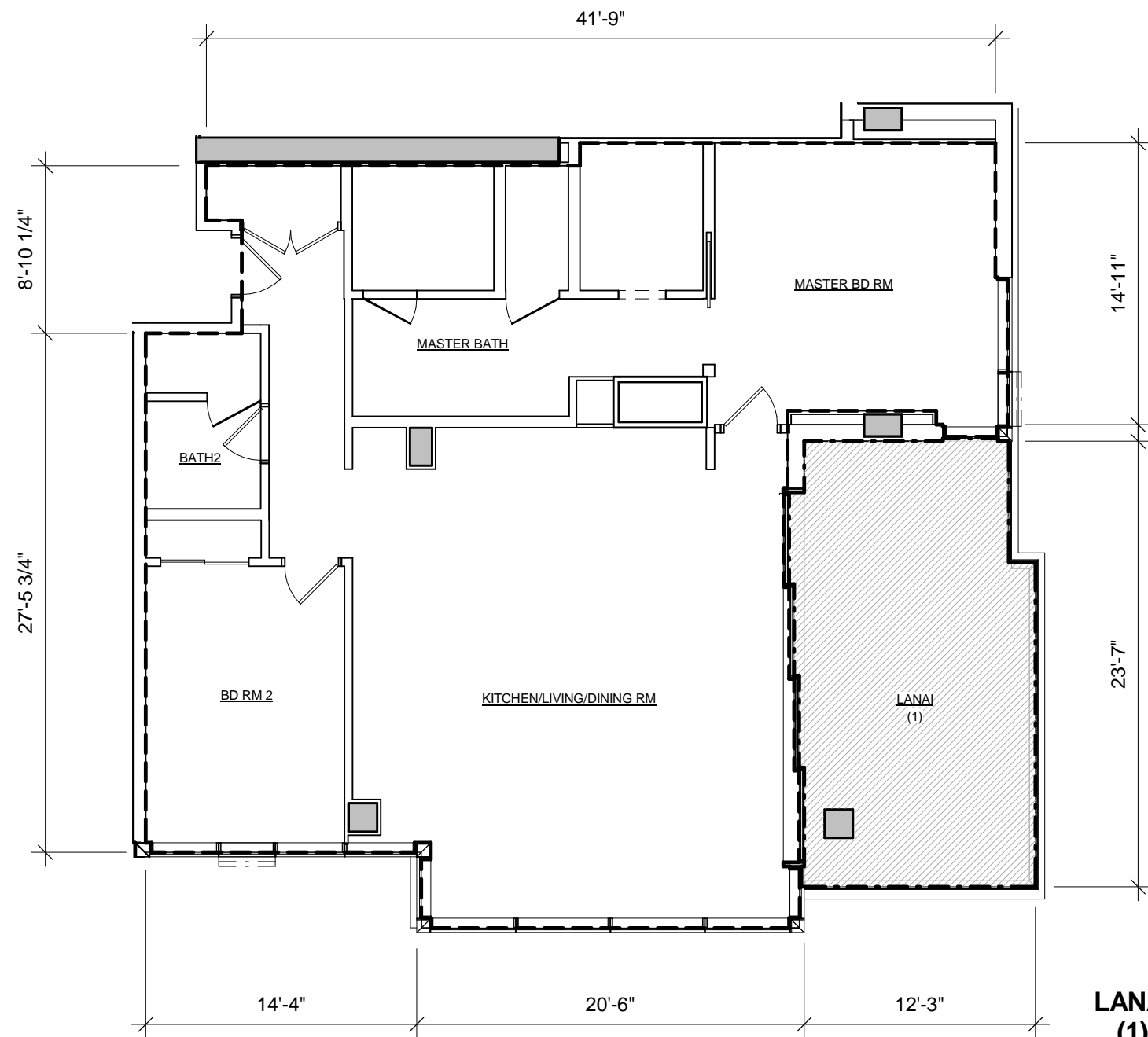


*Benjamin Woo*

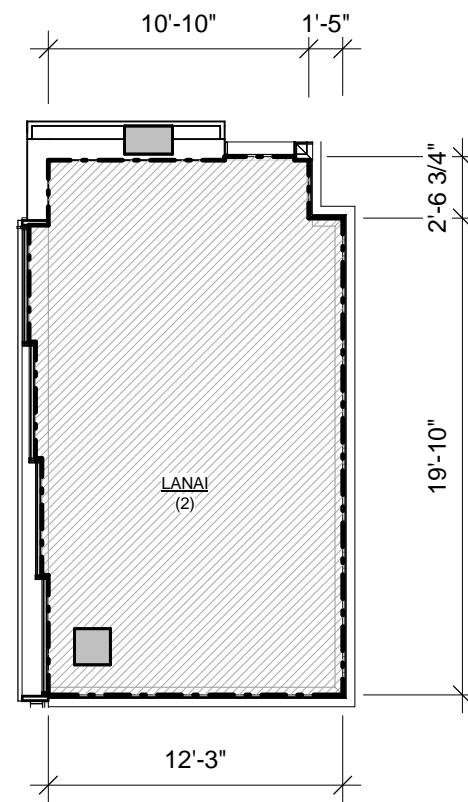
UNIT TYPE 2B-2

Date:  
January 23, 2016

Sheet Number:  
CPR - 4.12




**LANAI  
(1)**  
**8400**  
**8500**  
**8800**



**LANAI  
(2)**  
**8600**  
**8700**

**LEGEND**



RU : RESIDENTIAL UNIT

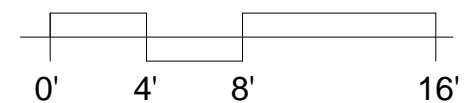


I-LCE : INDIVIDUAL LIMITED COMMON ELEMENT

**UNIT TYPE 2B-3**  
**2 BED / 2 BATH**

**8400, 8500, 8600, 8700, 8800**

NET LIVING AREA		1455 SF
LANAI AREA	(1)	286 SF
	OR	
	(2)	275 SF



SCALE: 1/8" = 1'-0"



**RESIDENTIAL DEVELOPER**

AMX PARTNERS, LLC  
1288 Ala Moana Blvd.  
Suite 208  
Honolulu, HI 96814

**ARCHITECT OF RECORD**

BENJAMIN WOO ARCHITECTS  
1240 Ala Moana Blvd.  
Suite 540  
Honolulu, Hawaii 96814



1388 Ala Moana Boulevard  
Honolulu, HI 96814  
TMK: 2-3-038 : 13

NOTE:  
THIS SHEET, IS INTENDED ONLY TO SHOW THE LAYOUT, LOCATION, UNIT  
NUMBERS AND DIMENSIONS OF UNITS, AND OTHER INFORMATION REQUIRED  
BY SECTION 514B-33, HAWAII REVISED STATUTES, AS AMENDED, AND IS NOT  
INTENDED AND SHALL NOT BE DEEMED TO CONTAIN ANY REPRESENTATION  
OR WARRANTY WHATSOEVER



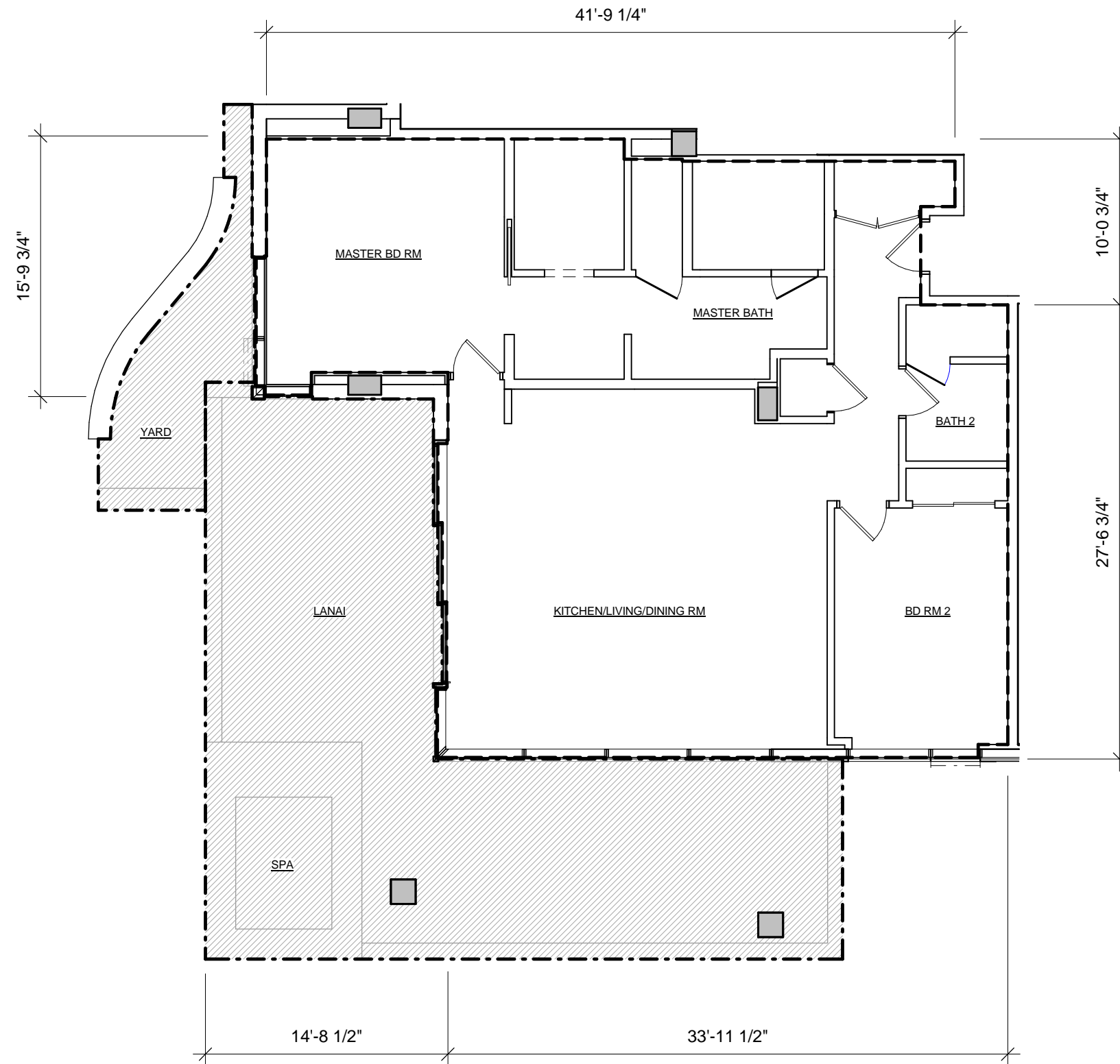
*Benjamin Woo*

**UNIT TYPE 2B-3**

Date:  
January 23, 2016

Sheet Number:

**CPR - 4.13**




### LEGEND

- RU : RESIDENTIAL UNIT
- I-LCE : INDIVIDUAL LIMITED COMMON ELEMENT

### UNIT TYPE 2B-4 2 BED / 2 BATH

8301

NET LIVING AREA 1374 SF  
LANAI AREA 775 SF  
PRIVATE YARD AREA 84 SF



SCALE: 1/8" = 1'-0"

#### RESIDENTIAL DEVELOPER

AMX PARTNERS, LLC  
1288 Ala Moana Blvd.  
Suite 208  
Honolulu, HI 96814

#### ARCHITECT OF RECORD

BENJAMIN WOO ARCHITECTS  
1240 Ala Moana Blvd.  
Suite 540  
Honolulu, Hawaii 96814



1388 Ala Moana Boulevard  
Honolulu, HI 96814  
TMK: 2-3-038 : 13

NOTE:  
THIS SHEET, IS INTENDED ONLY TO SHOW THE LAYOUT, LOCATION, UNIT  
NUMBERS AND DIMENSIONS OF UNITS, AND OTHER INFORMATION REQUIRED  
BY SECTION 514B-33, HAWAII REVISED STATUTES, AS AMENDED, AND IS NOT  
INTENDED AND SHALL NOT BE DEEMED TO CONTAIN ANY REPRESENTATION  
OR WARRANTY WHATSOEVER



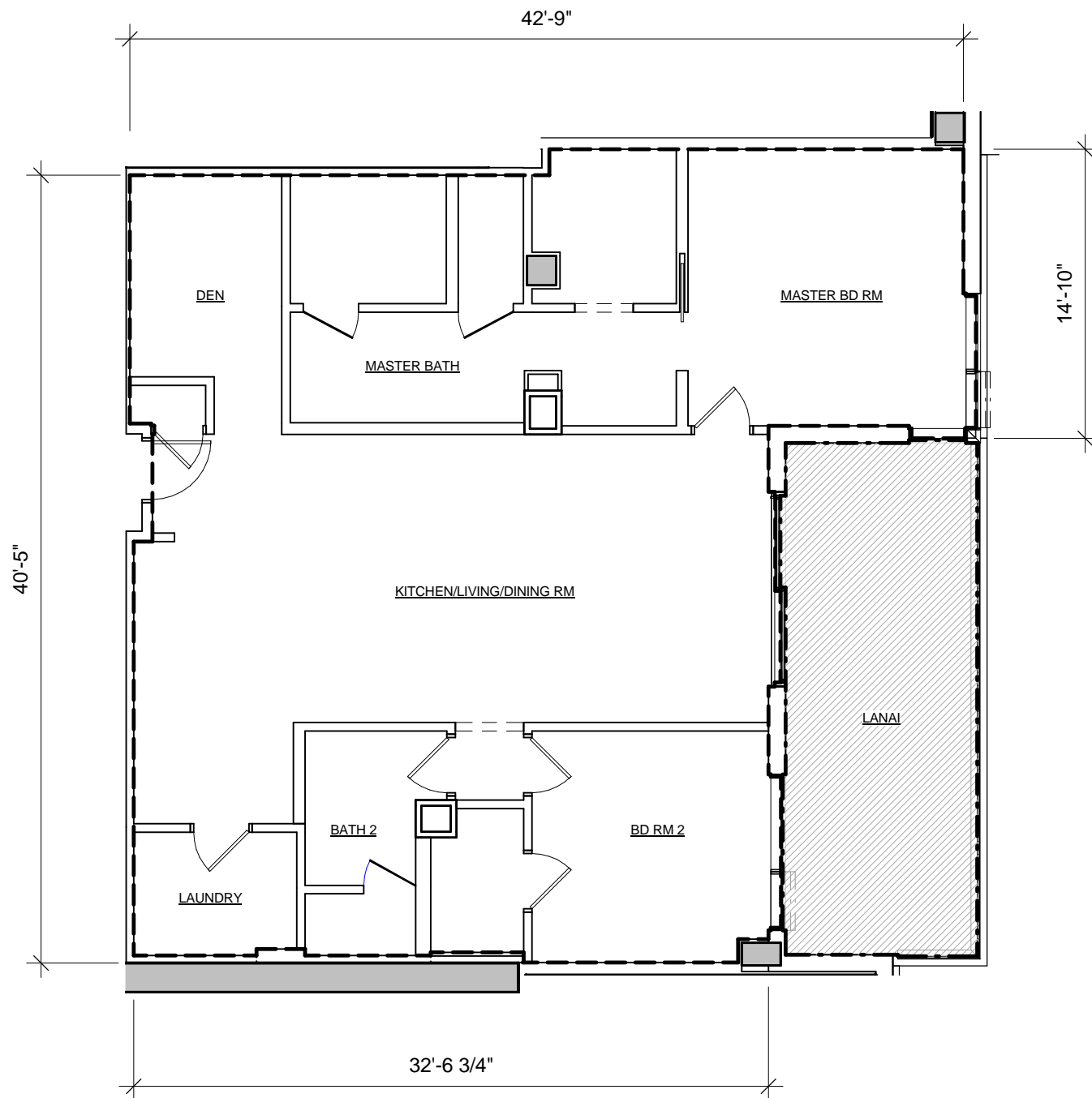
*Benjamin Woo*

#### UNIT TYPE 2B-4

Date:  
January 23, 2016

Sheet Number:

CPR - 4.14



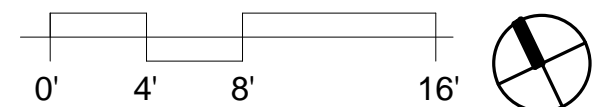
**LEGEND**

- RU : RESIDENTIAL UNIT
- I-LCE : INDIVIDUAL LIMITED COMMON ELEMENT

**UNIT TYPE 2C**  
**2 BED / 2 BATH / DEN / LAUNDRY**

**5602, 5702, 5802**

**NET LIVING AREA      1474 SF**  
**LANAI AREA              261 SF**



SCALE: 1/8" = 1'-0"

**RESIDENTIAL DEVELOPER**

AMX PARTNERS, LLC  
1288 Ala Moana Blvd.  
Suite 208  
Honolulu, HI 96814

**ARCHITECT OF RECORD**

BENJAMIN WOO ARCHITECTS  
1240 Ala Moana Blvd.  
Suite 540  
Honolulu, Hawaii 96814



1388 Ala Moana Boulevard  
Honolulu, HI 96814  
TMK: 2-3-038 : 13

NOTE:  
THIS SHEET, IS INTENDED ONLY TO SHOW THE LAYOUT, LOCATION, UNIT  
NUMBERS AND DIMENSIONS OF UNITS, AND OTHER INFORMATION REQUIRED  
BY SECTION 514B-33, HAWAII REVISED STATUTES, AS AMENDED, AND IS NOT  
INTENDED AND SHALL NOT BE DEEMED TO CONTAIN ANY REPRESENTATION  
OR WARRANTY WHATSOEVER



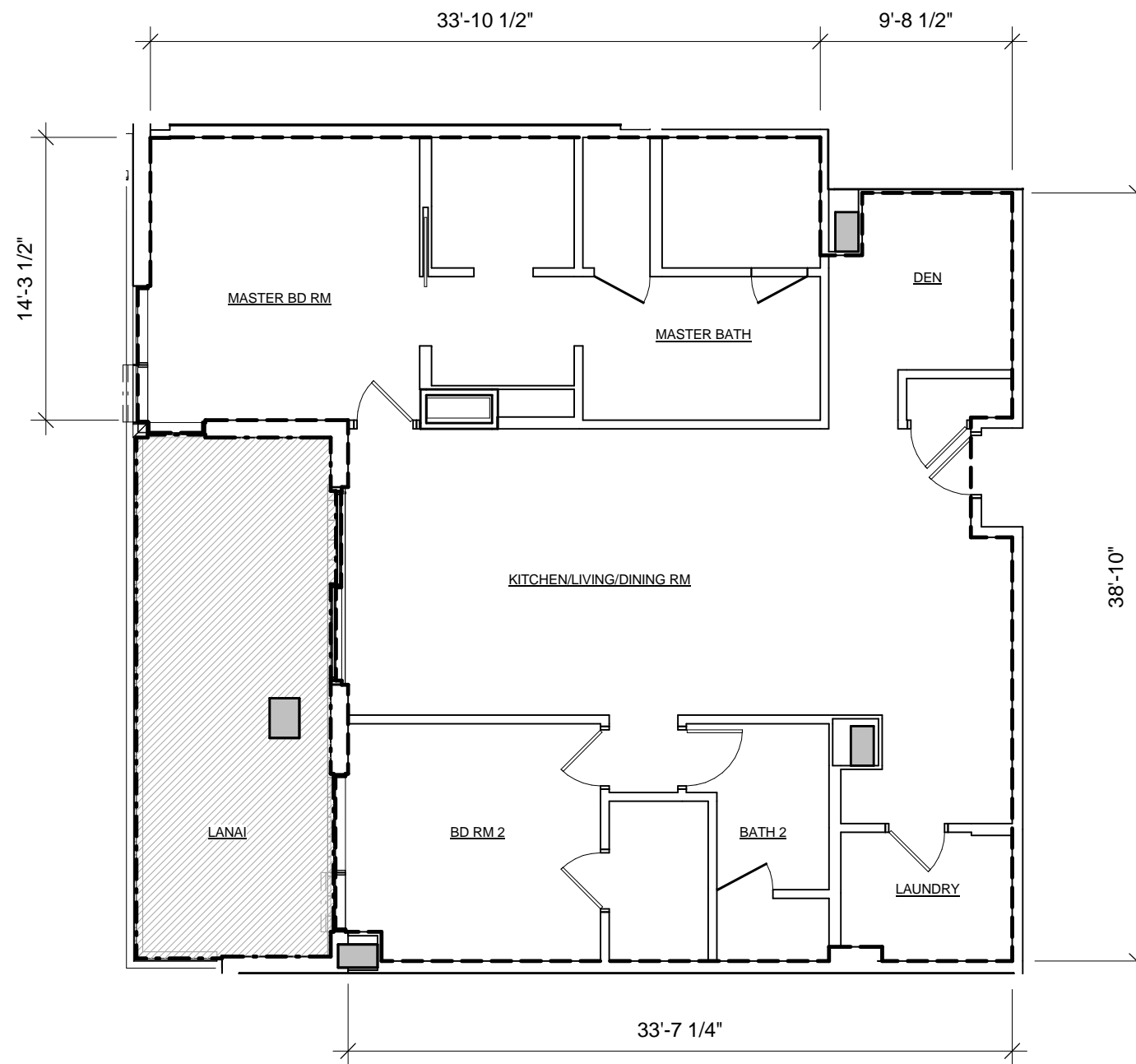
*Benjamin Woo*

**UNIT TYPE 2C**


Date:  
January 23, 2016

Sheet Number:

**CPR - 4.15**



### LEGEND



RU : RESIDENTIAL UNIT



I-LCE : INDIVIDUAL LIMITED COMMON ELEMENT

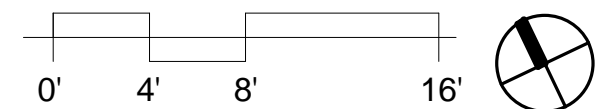
### UNIT TYPE 2C-1

2 BED / 2 BATH / DEN / LAUNDRY

5603, 5703, 7603, 7703

NET LIVING AREA  
LANAI AREA

1507 SF  
258 SF



SCALE: 1/8" = 1'-0"

#### RESIDENTIAL DEVELOPER

AMX PARTNERS, LLC  
1288 Ala Moana Blvd.  
Suite 208  
Honolulu, HI 96814

#### ARCHITECT OF RECORD

BENJAMIN WOO ARCHITECTS  
1240 Ala Moana Blvd.  
Suite 540  
Honolulu, Hawaii 96814



1388 Ala Moana Boulevard  
Honolulu, HI 96814  
TMK: 2-3-038 : 13

NOTE:  
THIS SHEET, IS INTENDED ONLY TO SHOW THE LAYOUT, LOCATION, UNIT  
NUMBERS AND DIMENSIONS OF UNITS, AND OTHER INFORMATION REQUIRED  
BY SECTION 514B-33, HAWAII REVISED STATUTES, AS AMENDED, AND IS NOT  
INTENDED AND SHALL NOT BE DEEMED TO CONTAIN ANY REPRESENTATION  
OR WARRANTY WHATSOEVER



*Benjamin Woo*

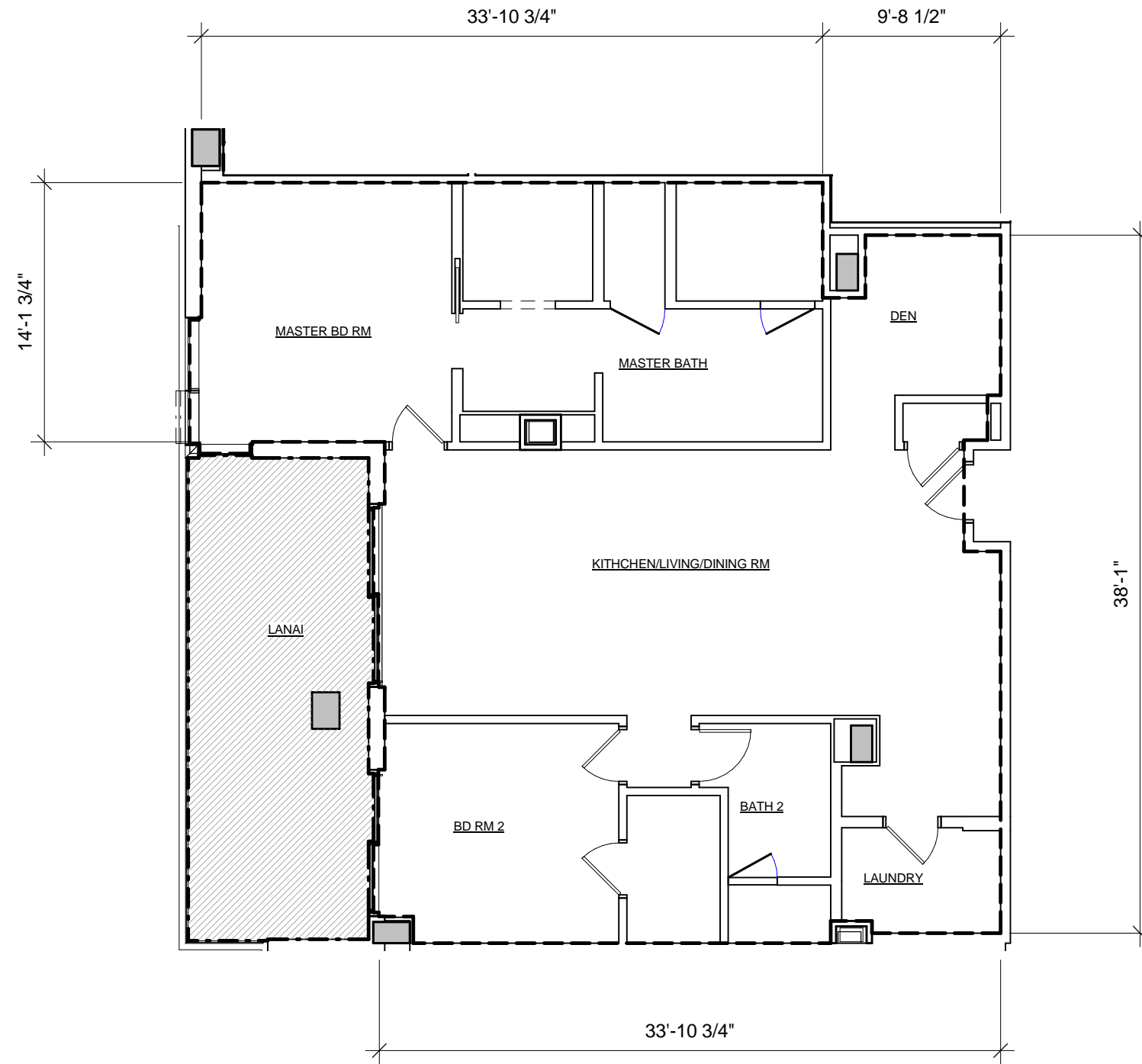
#### UNIT TYPE 2C-1

Date:  
January 23, 2016

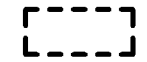
Sheet Number:

CPR - 4.16





### LEGEND



RU : RESIDENTIAL UNIT



ILCE : INDIVIDUAL LIMITED COMMON ELEMENT


### UNIT TYPE 2C-1-L8

2 BED / 2 BATH / DEN / LAUNDRY

7803

NET LIVING AREA  
LANAI AREA

1492 SF  
258 SF



SCALE: 1/8" = 1'-0"

#### RESIDENTIAL DEVELOPER

AMX PARTNERS, LLC  
1288 Ala Moana Blvd.  
Suite 208  
Honolulu, HI 96814

#### ARCHITECT OF RECORD

BENJAMIN WOO ARCHITECTS  
1240 Ala Moana Blvd.  
Suite 540  
Honolulu, Hawaii 96814



1388 Ala Moana Boulevard  
Honolulu, HI 96814  
TMK: 2-3-038 : 13

NOTE:  
THE CONDOMINIUM MAP FOR THE CONDOMINIUM PROJECT, WHICH INCLUDES  
THIS SHEET, IS INTENDED ONLY TO SHOW THE LAYOUT, LOCATION, UNIT  
NUMBERS AND DIMENSIONS OF UNITS, AND OTHER INFORMATION REQUIRED  
BY SECTION 514B-33, HAWAII REVISED STATUTES, AS AMENDED, AND IS NOT  
INTENDED AND SHALL NOT BE DEEMED TO CONTAIN ANY REPRESENTATION  
OR WARRANTY WHATSOEVER



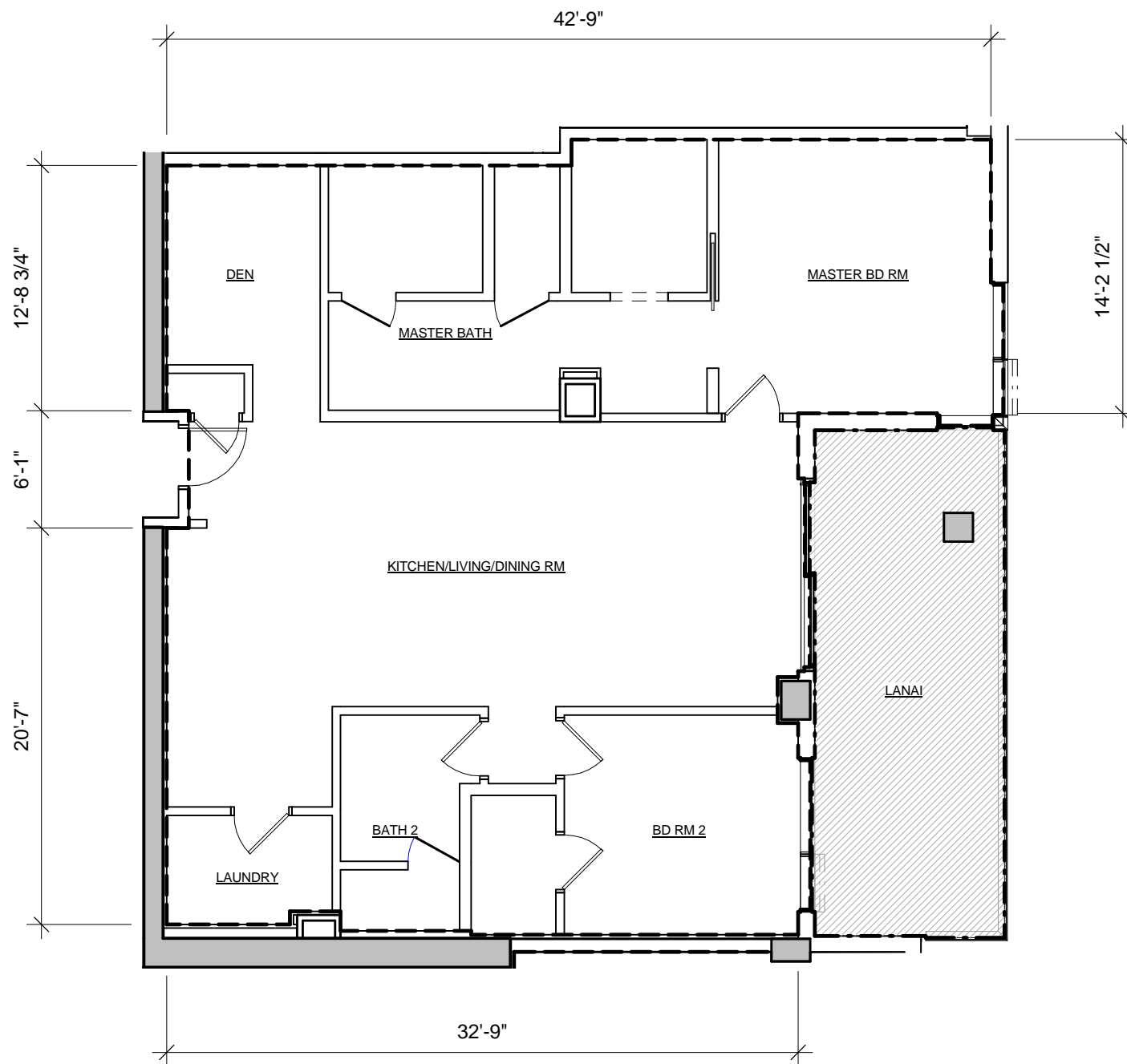
*Benjamin Woo*

#### UNIT TYPE 2C-1- L8

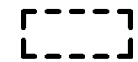
Date:  
January 23, 2016

Sheet Number:

CPR - 4.16A



### LEGEND



RU : RESIDENTIAL UNIT



I-LCE : INDIVIDUAL LIMITED COMMON ELEMENT

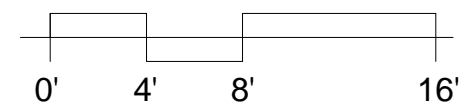
### UNIT TYPE 2C-3

2 BED / 2 BATH / DEN / LAUNDRY

7602, 7702, 7802

NET LIVING AREA  
LANAI AREA

1463 SF  
259 SF



SCALE: 1/8" = 1'-0"



#### RESIDENTIAL DEVELOPER

AMX PARTNERS, LLC  
1288 Ala Moana Blvd.  
Suite 208  
Honolulu, HI 96814

#### ARCHITECT OF RECORD

BENJAMIN WOO ARCHITECTS  
1240 Ala Moana Blvd.  
Suite 540  
Honolulu, Hawaii 96814



1388 Ala Moana Boulevard  
Honolulu, HI 96814  
TMK: 2-3-038 : 13

NOTE:  
THIS SHEET, IS INTENDED ONLY TO SHOW THE LAYOUT, LOCATION, UNIT  
NUMBERS AND DIMENSIONS OF UNITS, AND OTHER INFORMATION REQUIRED  
BY SECTION 514B-33, HAWAII REVISED STATUTES, AS AMENDED, AND IS NOT  
INTENDED AND SHALL NOT BE DEEMED TO CONTAIN ANY REPRESENTATION  
OR WARRANTY WHATSOEVER



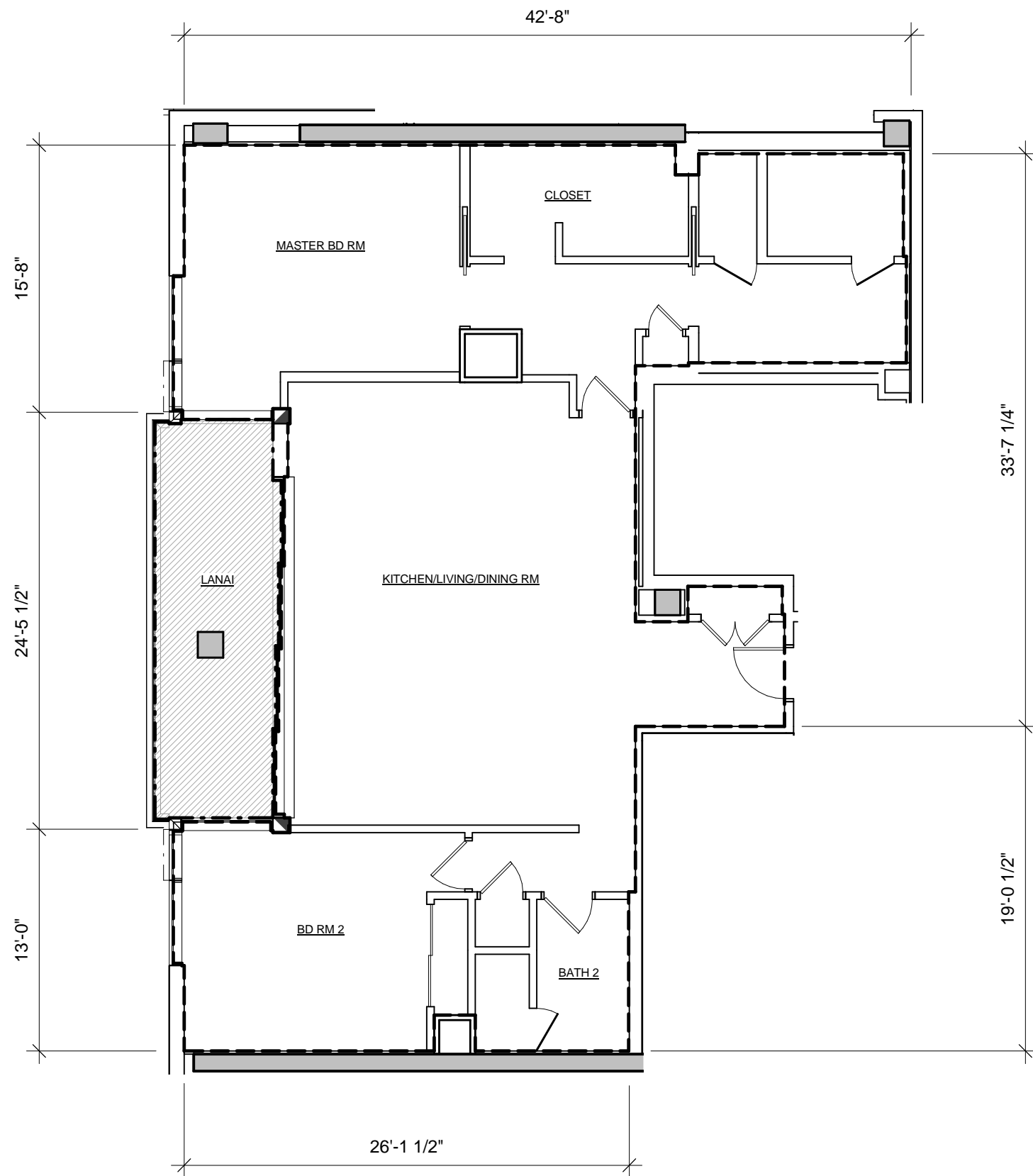
*Benjamin Woo*

#### UNIT TYPE 2C-3

Date:  
January 23, 2016

Sheet Number:

CPR - 4.17



### LEGEND



RU : RESIDENTIAL UNIT

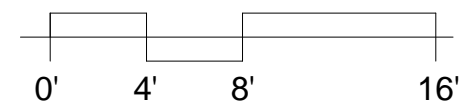


I-LCE : INDIVIDUAL LIMITED COMMON ELEMENT

### UNIT TYPE 2D 2 BED / 2 BATH

1406, 1506

NET LIVING AREA 1532 SF  
LANAI AREA 164 SF



SCALE: 1/8" = 1'-0"



#### RESIDENTIAL DEVELOPER

AMX PARTNERS, LLC  
1288 Ala Moana Blvd.  
Suite 208  
Honolulu, HI 96814

#### ARCHITECT OF RECORD

BENJAMIN WOO ARCHITECTS  
1240 Ala Moana Blvd.  
Suite 540  
Honolulu, Hawaii 96814



1388 Ala Moana Boulevard  
Honolulu, HI 96814  
TMK: 2-3-038 : 13

NOTE:  
THIS SHEET, IS INTENDED ONLY TO SHOW THE LAYOUT, LOCATION, UNIT  
NUMBERS AND DIMENSIONS OF UNITS, AND OTHER INFORMATION REQUIRED  
BY SECTION 514B-33, HAWAII REVISED STATUTES, AS AMENDED, AND IS NOT  
INTENDED AND SHALL NOT BE DEEMED TO CONTAIN ANY REPRESENTATION  
OR WARRANTY WHATSOEVER



*Benjamin Woo*

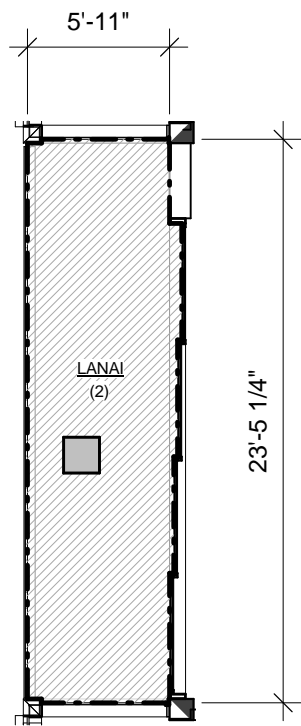
#### UNIT TYPE 2D

Date:  
January 23, 2016

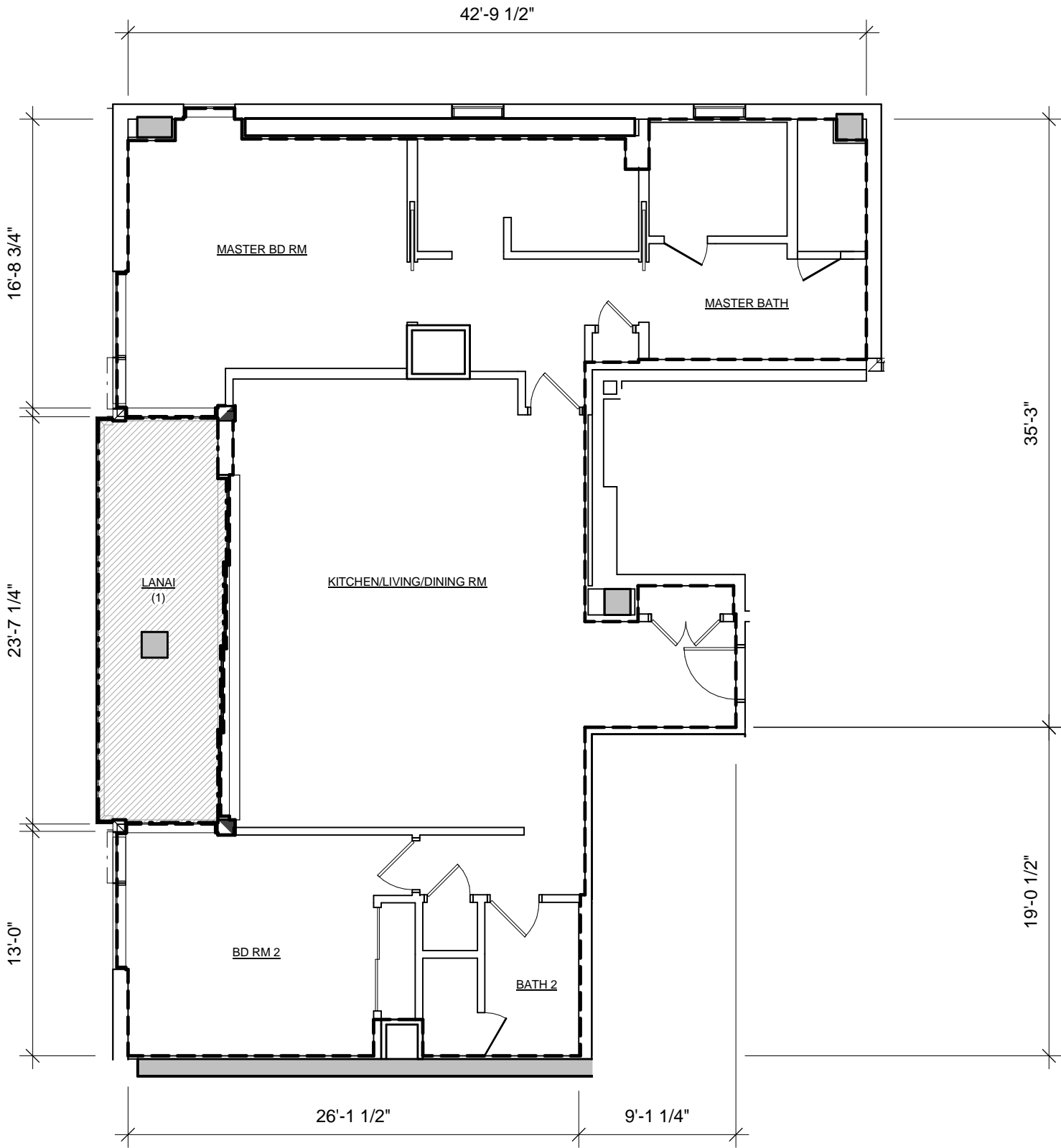
Sheet Number:

CPR - 4.18

LANAI  
(2)  
1606  
1706



LANAI  
(1)  
1806




**LEGEND**

- RU : RESIDENTIAL UNIT
- I-LCE : INDIVIDUAL LIMITED COMMON ELEMENT

**UNIT TYPE 2D-1  
2 BED / 2 BATH**

1606, 1706, 1806

NET LIVING AREA	1563 SF
LANAI AREA (1)	164 SF
OR (2)	141 SF



SCALE: 1/8" = 1'-0"

RESIDENTIAL DEVELOPER  
AMX PARTNERS, LLC  
1288 Ala Moana Blvd.  
Suite 208  
Honolulu, HI 96814

ARCHITECT OF RECORD  
BENJAMIN WOO ARCHITECTS  
1240 Ala Moana Blvd.  
Suite 540  
Honolulu, Hawaii 96814



1388 Ala Moana Boulevard  
Honolulu, HI 96814  
TMK: 2-3-038 : 13

NOTE:  
THIS SHEET, IS INTENDED ONLY TO SHOW THE LAYOUT, LOCATION, UNIT  
NUMBERS AND DIMENSIONS OF UNITS, AND OTHER INFORMATION REQUIRED  
BY SECTION 514B-33, HAWAII REVISED STATUTES, AS AMENDED, AND IS NOT  
INTENDED AND SHALL NOT BE DEEMED TO CONTAIN ANY REPRESENTATION  
OR WARRANTY WHATSOEVER



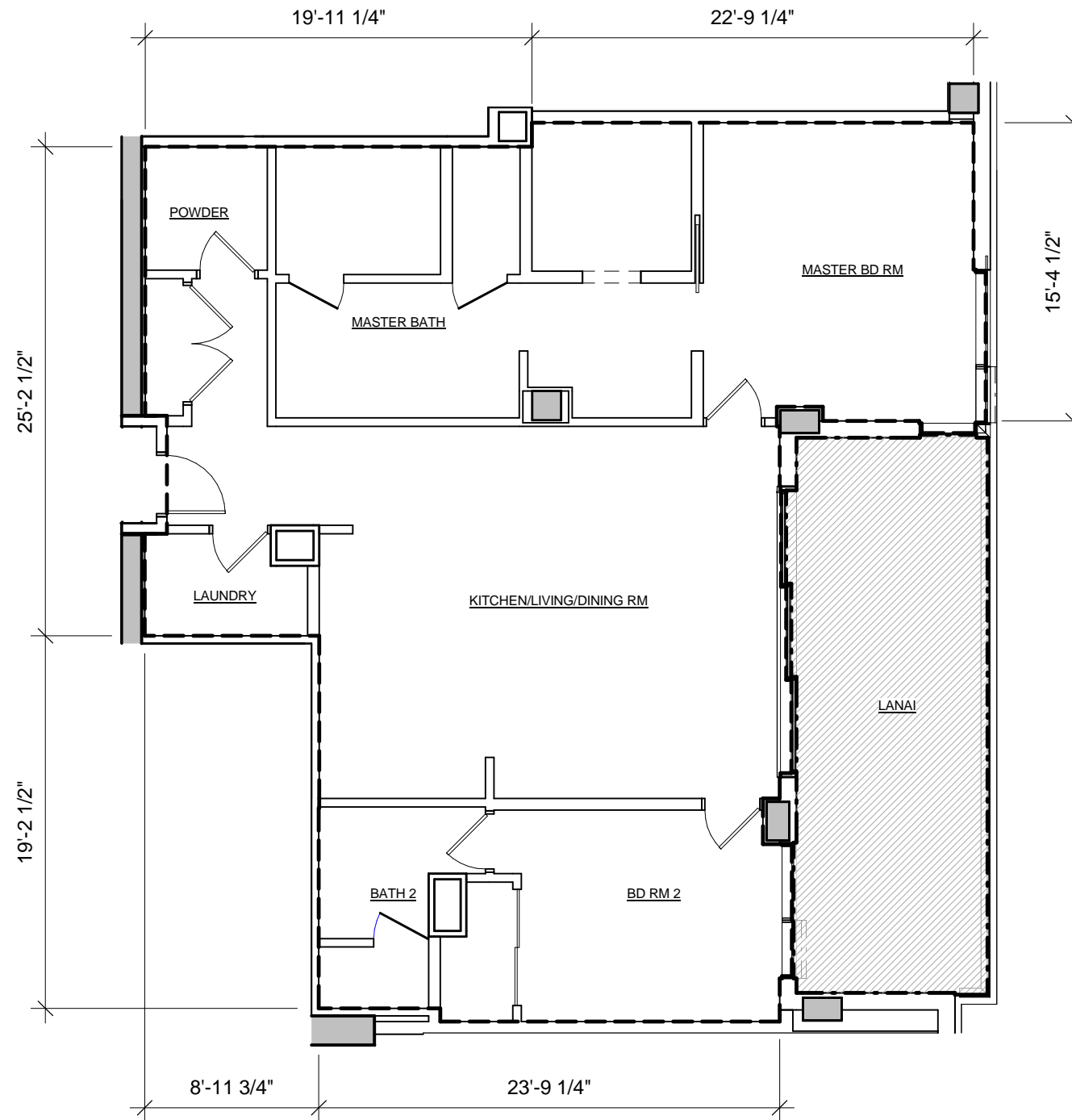
*Benjamin Woo*

**UNIT TYPE 2D-1**

Date:  
January 23, 2016

Sheet Number:

**CPR - 4.19**



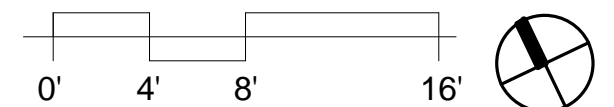
**LEGEND**

- RU : RESIDENTIAL UNIT
- I-LCE : INDIVIDUAL LIMITED COMMON ELEMENT

**UNIT TYPE 2E**  
**2 BED / 2.5 BATH / LAUNDRY**

6602, 6702, 6802

**NET LIVING AREA** 1468 SF  
**LANAI AREA** 287 SF



SCALE: 1/8" = 1'-0"

**RESIDENTIAL DEVELOPER**

AMX PARTNERS, LLC  
1288 Ala Moana Blvd.  
Suite 208  
Honolulu, HI 96814

**ARCHITECT OF RECORD**

BENJAMIN WOO ARCHITECTS  
1240 Ala Moana Blvd.  
Suite 540  
Honolulu, Hawaii 96814



1388 Ala Moana Boulevard  
Honolulu, HI 96814  
TMK: 2-3-038 : 13

NOTE:  
THE CONDOMINIUM MAP FOR THE CONDOMINIUM PROJECT, WHICH INCLUDES  
THIS SHEET, IS INTENDED ONLY TO SHOW THE LAYOUT, LOCATION, UNIT  
NUMBERS AND DIMENSIONS OF UNITS, AND OTHER INFORMATION REQUIRED  
BY SECTION 514B-33, HAWAII REVISED STATUTES, AS AMENDED, AND IS NOT  
INTENDED AND SHALL NOT BE DEEMED TO CONTAIN ANY REPRESENTATION  
OR WARRANTY WHATSOEVER



*Benjamin Woo*

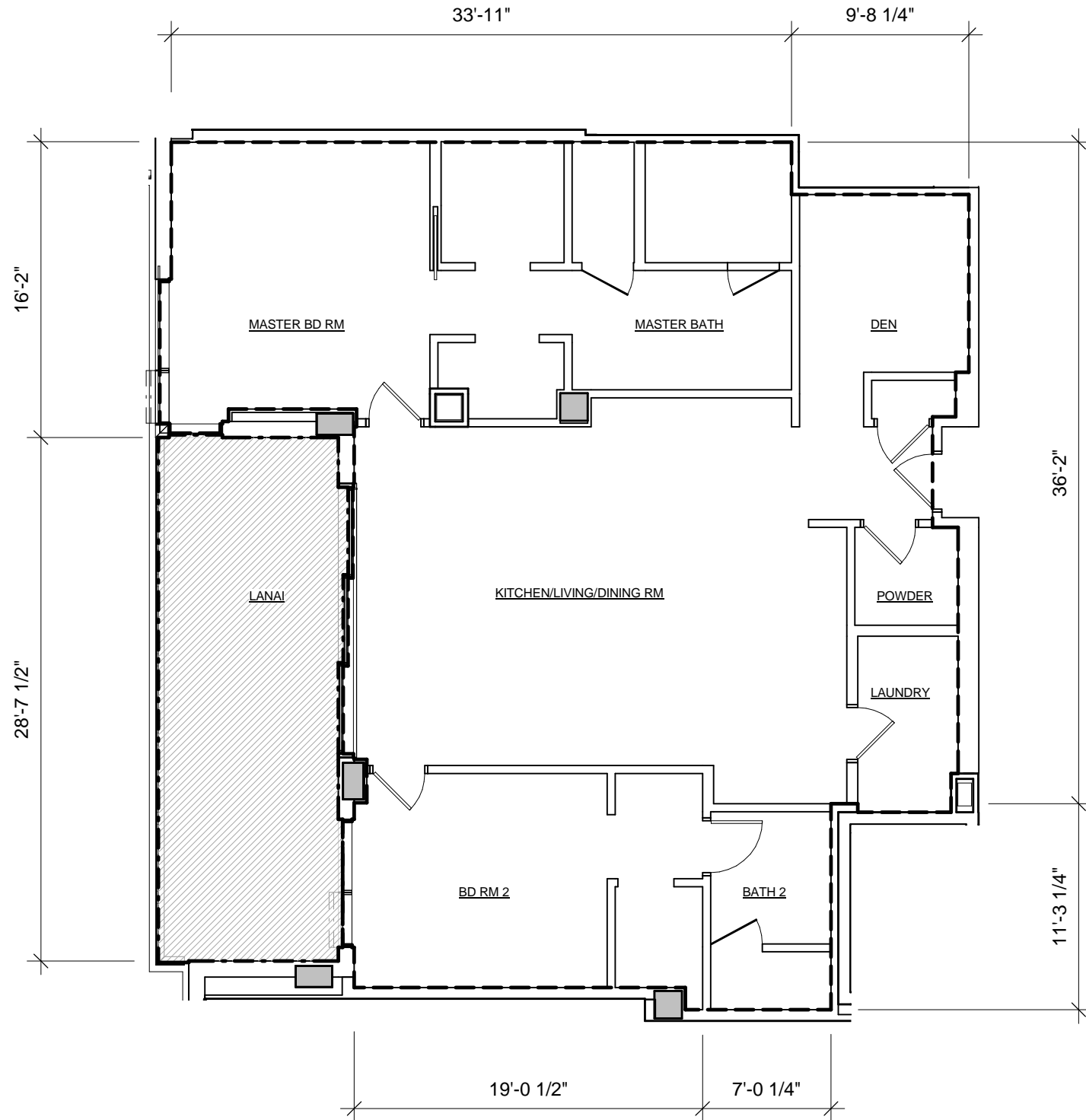
**UNIT TYPE 2E**

Date:  
January 23, 2016

Sheet Number:

**CPR - 4.20**






LEGEND

- RU : RESIDENTIAL UNIT
- I-LCE : INDIVIDUAL LIMITED COMMON ELEMENT

UNIT TYPE 2E-1  
2 BED / 2.5 BATH / DEN / LAUNDRY

6603, 6703

NET LIVING AREA 1601 SF  
LANAI AREA 288 SF



SCALE: 1/8" = 1'-0"

RESIDENTIAL DEVELOPER  
AMX PARTNERS, LLC  
1288 Ala Moana Blvd.  
Suite 208  
Honolulu, HI 96814

ARCHITECT OF RECORD  
BENJAMIN WOO ARCHITECTS  
1240 Ala Moana Blvd.  
Suite 540  
Honolulu, Hawaii 96814



1388 Ala Moana Boulevard  
Honolulu, HI 96814  
TMK: 2-3-038 : 13

NOTE:  
THIS SHEET, IS INTENDED ONLY TO SHOW THE LAYOUT, LOCATION, UNIT  
NUMBERS AND DIMENSIONS OF UNITS, AND OTHER INFORMATION REQUIRED  
BY SECTION 514B-33, HAWAII REVISED STATUTES, AS AMENDED, AND IS NOT  
INTENDED AND SHALL NOT BE DEEMED TO CONTAIN ANY REPRESENTATION  
OR WARRANTY WHATSOEVER



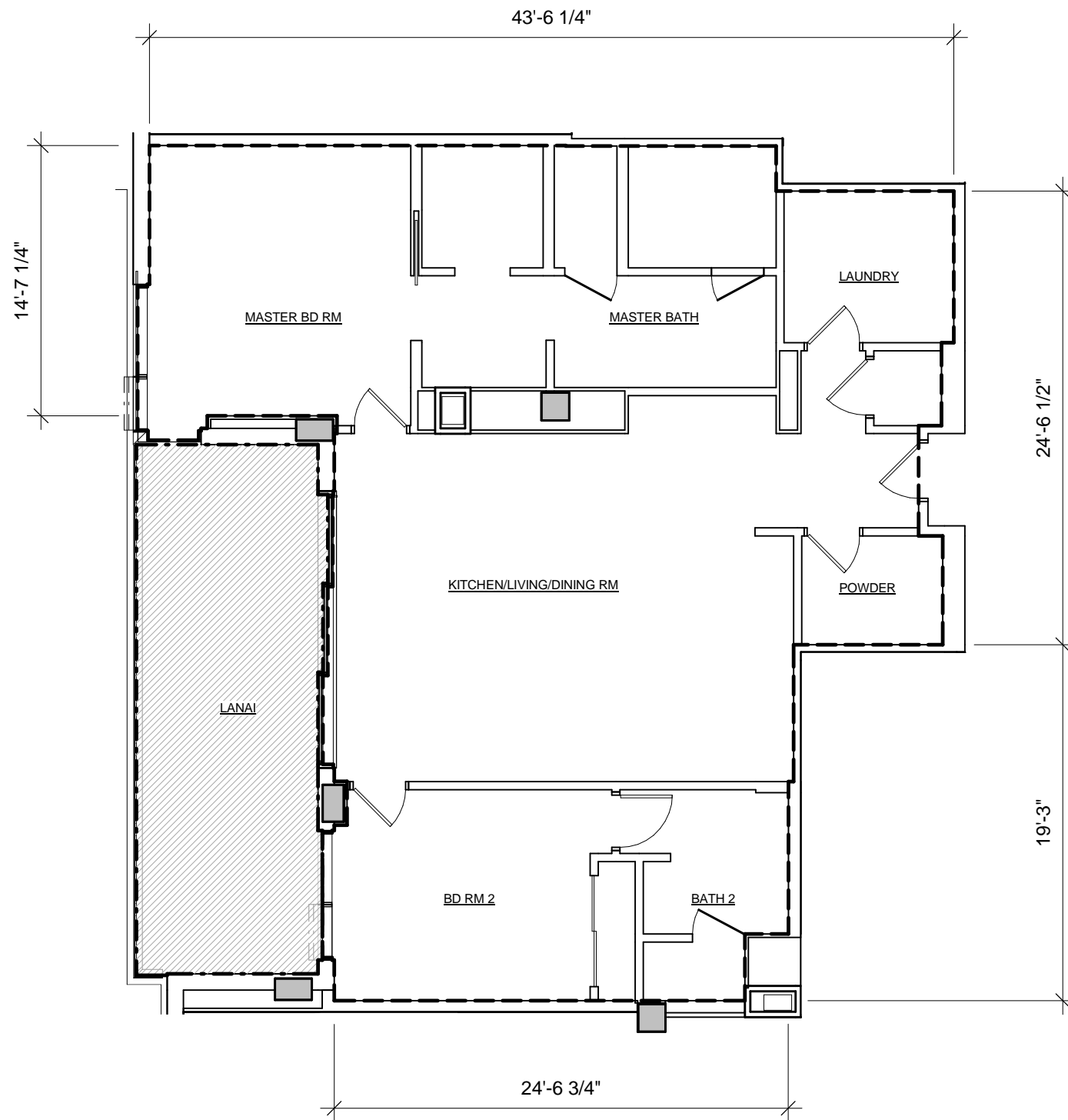
*Benjamin Woo*

UNIT TYPE 2E-1


Date:  
January 23, 2016

Sheet Number:

CPR - 4.21



### LEGEND



RU : RESIDENTIAL UNIT



I-LCE : INDIVIDUAL LIMITED COMMON ELEMENT

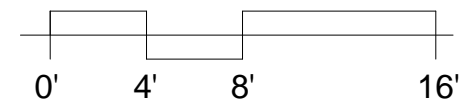
### UNIT TYPE 2E-2

2 BED / 2.5 BATH / LAUNDRY

8603, 8703

NET LIVING AREA  
LANAI AREA

1492 SF  
287 SF



SCALE: 1/8" = 1'-0"



#### RESIDENTIAL DEVELOPER

AMX PARTNERS, LLC  
1288 Ala Moana Blvd.  
Suite 208  
Honolulu, HI 96814

#### ARCHITECT OF RECORD

BENJAMIN WOO ARCHITECTS  
1240 Ala Moana Blvd.  
Suite 540  
Honolulu, Hawaii 96814



1388 Ala Moana Boulevard  
Honolulu, HI 96814  
TMK: 2-3-038 : 13

NOTE:  
THIS SHEET, IS INTENDED ONLY TO SHOW THE LAYOUT, LOCATION, UNIT  
NUMBERS AND DIMENSIONS OF UNITS, AND OTHER INFORMATION REQUIRED  
BY SECTION 514B-33, HAWAII REVISED STATUTES, AS AMENDED, AND IS NOT  
INTENDED AND SHALL NOT BE DEEMED TO CONTAIN ANY REPRESENTATION  
OR WARRANTY WHATSOEVER



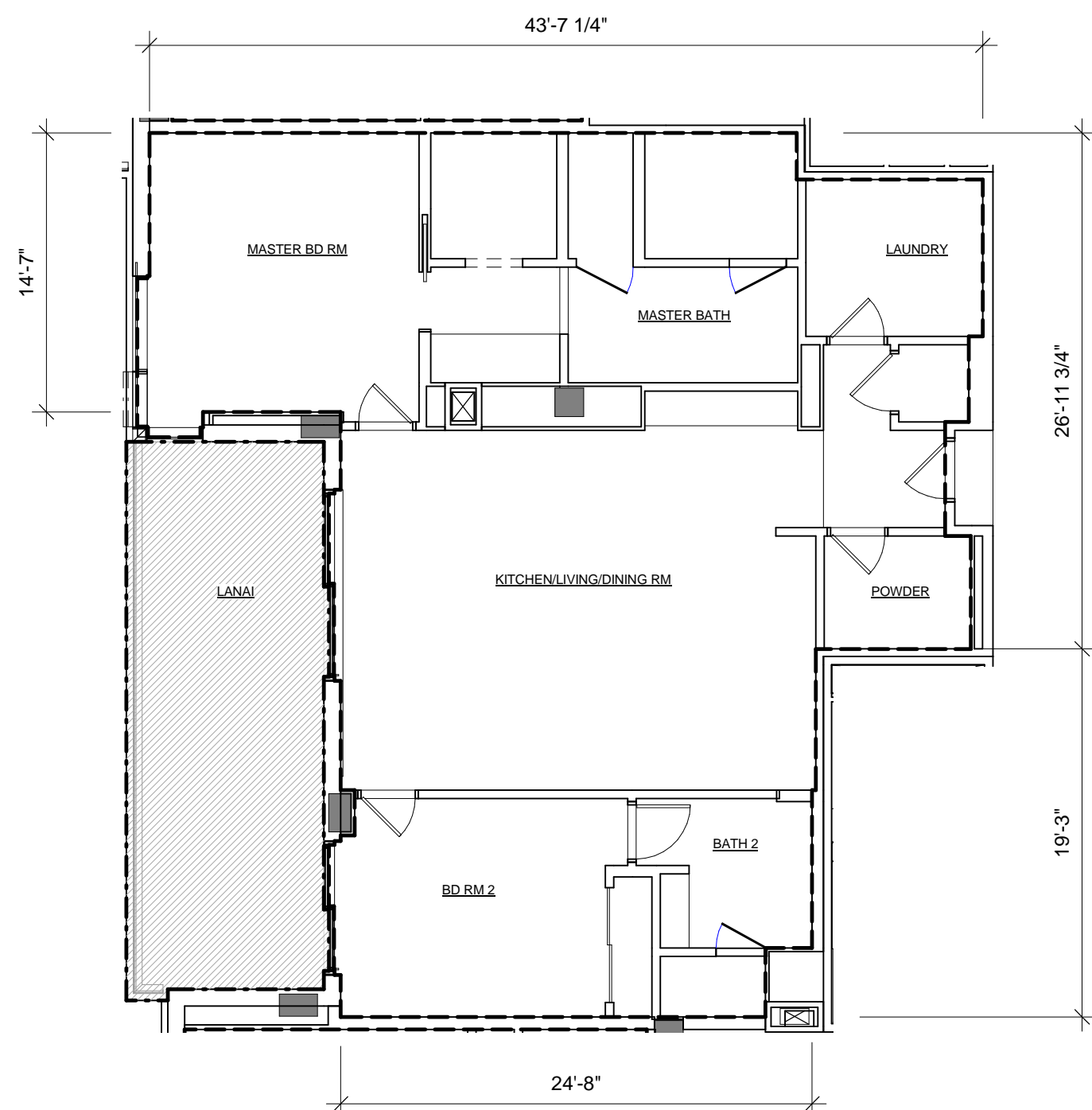
*Benjamin Woo*

#### UNIT TYPE 2E-2

Date:  
January 23, 2016

Sheet Number:

CPR - 4.22

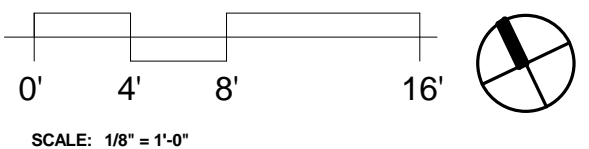


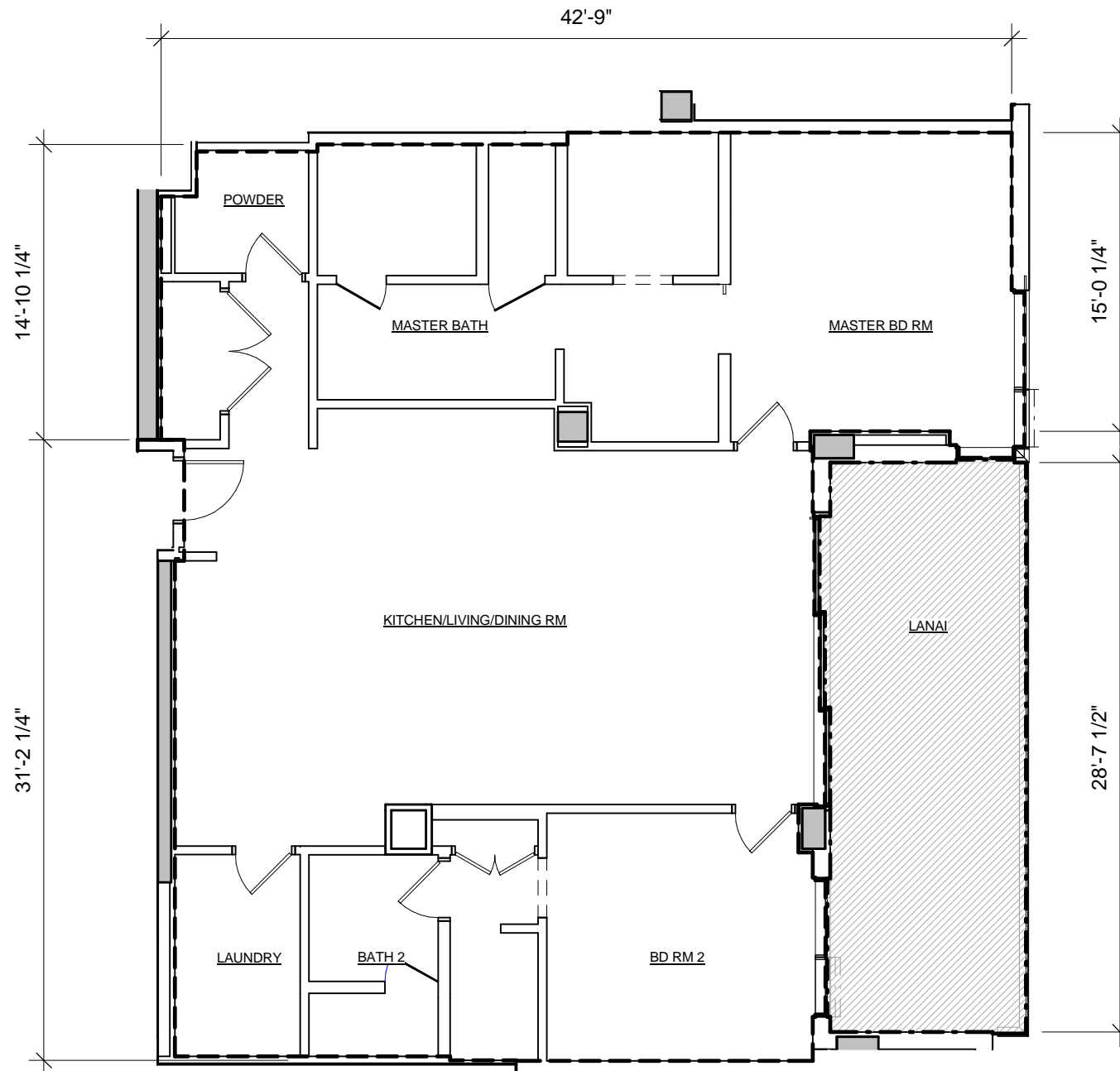
LEGEND

- RU : RESIDENTIAL UNIT
- ILCE : INDIVIDUAL LIMITED COMMON ELEMENT

UNIT TYPE 2E-2-L8  
2 BED / 2.5 BATH / LAUNDRY  
8803

NET LIVING AREA 1492 SF  
LANAI AREA 299 SF






**LEGEND**

- RU : RESIDENTIAL UNIT
- I-LCE : INDIVIDUAL LIMITED COMMON ELEMENT

**UNIT TYPE 2E-3**  
**2 BED / 2.5 BATH / LAUNDRY**

8602, 8702, 8802

**NET LIVING AREA** 1648 SF  
**LANAI AREA** 287 SF



SCALE: 1/8" = 1'-0"

**RESIDENTIAL DEVELOPER**

AMX PARTNERS, LLC  
1288 Ala Moana Blvd.  
Suite 208  
Honolulu, HI 96814

**ARCHITECT OF RECORD**

BENJAMIN WOO ARCHITECTS  
1240 Ala Moana Blvd.  
Suite 540  
Honolulu, Hawaii 96814



1388 Ala Moana Boulevard  
Honolulu, HI 96814  
TMK: 2-3-038 : 13

NOTE:  
THIS SHEET, IS INTENDED ONLY TO SHOW THE LAYOUT, LOCATION, UNIT  
NUMBERS AND DIMENSIONS OF UNITS, AND OTHER INFORMATION REQUIRED  
BY SECTION 514B-33, HAWAII REVISED STATUTES, AS AMENDED, AND IS NOT  
INTENDED AND SHALL NOT BE DEEMED TO CONTAIN ANY REPRESENTATION  
OR WARRANTY WHATSOEVER



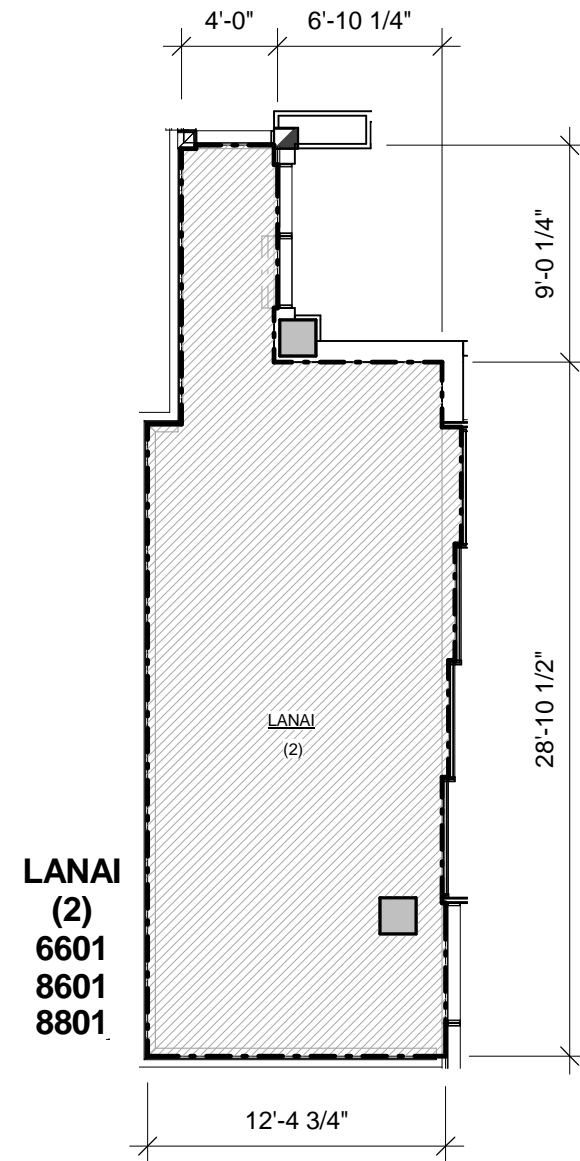
*Benjamin Woo*

**UNIT TYPE 2E-3**

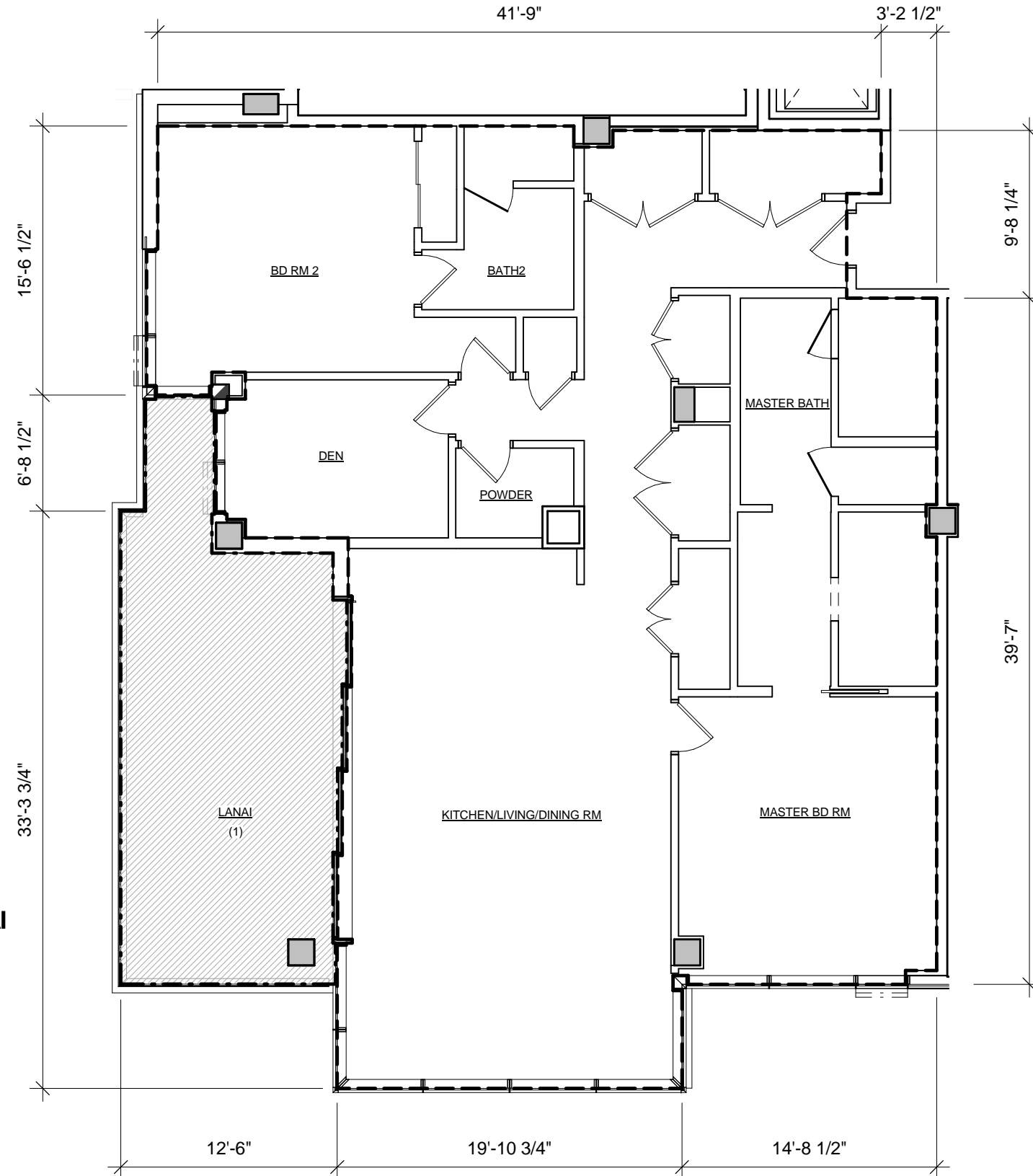
Date:  
January 23, 2016

Sheet Number:

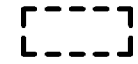
**CPR - 4.23**



LANAI (1)  
6401  
6501  
6701  
8401  
8501  
8701



## LEGEND



RU : RESIDENTIAL UNIT

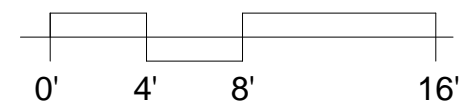


I-LCE : INDIVIDUAL LIMITED COMMON ELEMENT

## UNIT TYPE 2F 2 BED / 2.5 BATH / DEN

6401, 6501, 6601, 6701, 8401,  
8501, 8601, 8701, 8801

NET LIVING AREA		1986 SF
LANAI AREA	(1)	349 SF
	OR	
	(2)	392 SF



SCALE: 1/8" = 1'-0"



### RESIDENTIAL DEVELOPER

AMX PARTNERS, LLC  
1288 Ala Moana Blvd.  
Suite 208  
Honolulu, HI 96814

### ARCHITECT OF RECORD

BENJAMIN WOO ARCHITECTS  
1240 Ala Moana Blvd.  
Suite 540  
Honolulu, Hawaii 96814



1388 Ala Moana Boulevard  
Honolulu, HI 96814  
TMK: 2-3-038 : 13

NOTE:  
THIS SHEET, IS INTENDED ONLY TO SHOW THE LAYOUT, LOCATION, UNIT  
NUMBERS AND DIMENSIONS OF UNITS, AND OTHER INFORMATION REQUIRED  
BY SECTION 514B-33, HAWAII REVISED STATUTES, AS AMENDED, AND IS NOT  
INTENDED AND SHALL NOT BE DEEMED TO CONTAIN ANY REPRESENTATION  
OR WARRANTY WHATSOEVER



*Benjamin Woo*

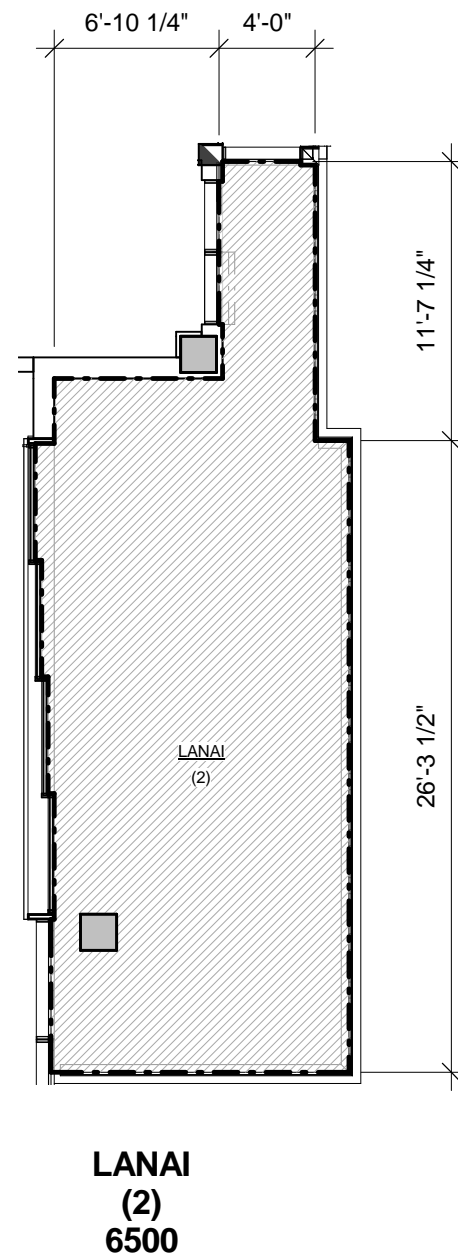
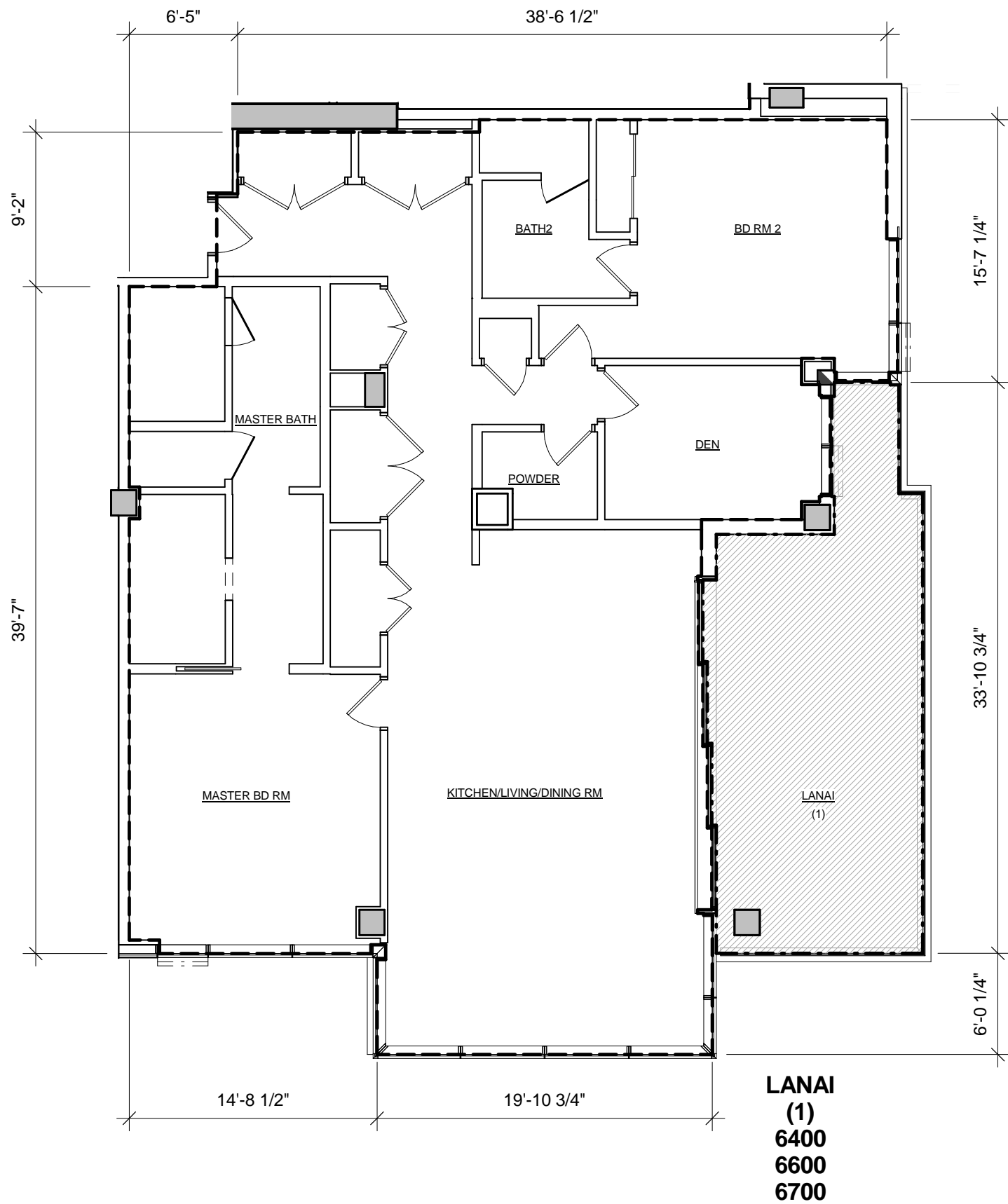
### UNIT TYPE 2F

Date:  
January 23, 2016

Sheet Number:

CPR - 4.24





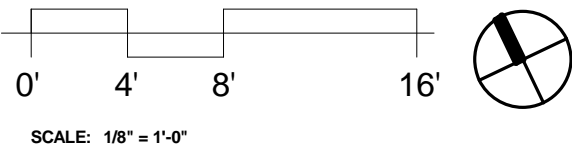
LEGEND

- RU : RESIDENTIAL UNIT
- I-LCE : INDIVIDUAL LIMITED COMMON ELEMENT

UNIT TYPE 2F-1  
2 BED / 2.5 BATH / DEN

6400, 6500, 6600, 6700

NET LIVING AREA	1968 SF
LANAI AREA (1)	349 SF
OR (2)	392 SF



RESIDENTIAL DEVELOPER  
AMX PARTNERS, LLC  
1288 Ala Moana Blvd.  
Suite 208  
Honolulu, HI 96814

ARCHITECT OF RECORD  
BENJAMIN WOO ARCHITECTS  
1240 Ala Moana Blvd.  
Suite 540  
Honolulu, Hawaii 96814



1388 Ala Moana Boulevard  
Honolulu, HI 96814  
TMK: 2-3-038 : 13

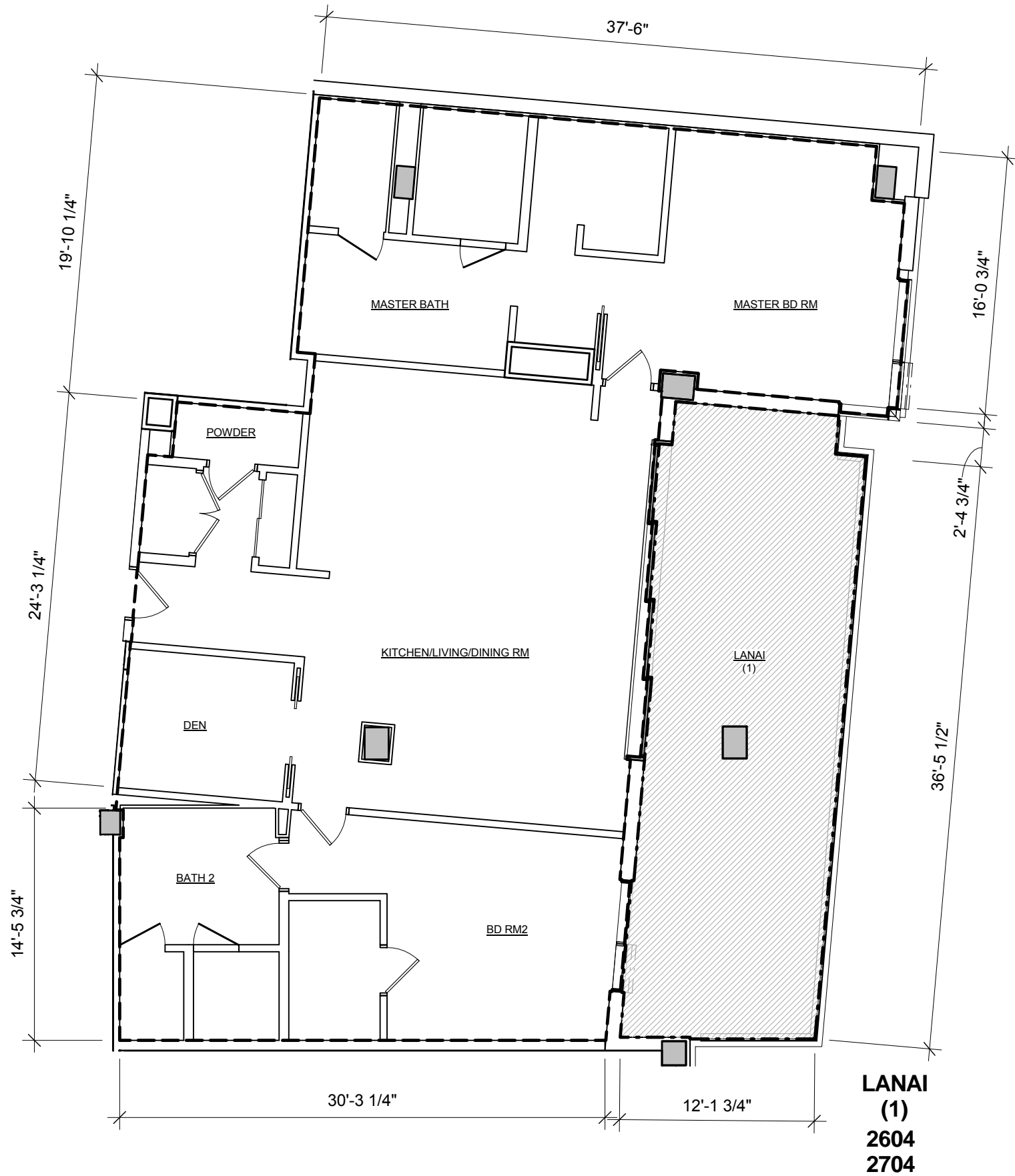
NOTE:  
THE CONDOMINIUM MAP FOR THE CONDOMINIUM PROJECT, WHICH INCLUDES  
THIS SHEET, IS INTENDED ONLY TO SHOW THE LAYOUT, LOCATION, UNIT  
NUMBERS AND DIMENSIONS OF UNITS, AND OTHER INFORMATION REQUIRED  
BY SECTION 514B-33, HAWAII REVISED STATUTES, AS AMENDED, AND IS NOT  
INTENDED AND SHALL NOT BE DEEMED TO CONTAIN ANY REPRESENTATION  
OR WARRANTY WHATSOEVER



*Benjamin Woo*

UNIT TYPE 2F-1  
Date:  
January 23, 2016

Sheet Number:  
CPR - 4.25



**LEGEND**

- RU : RESIDENTIAL UNIT
- I-LCE : INDIVIDUAL LIMITED COMMON ELEMENT

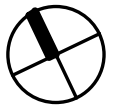
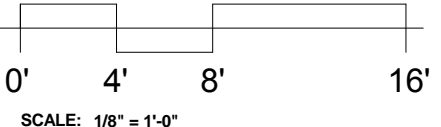
**UNIT TYPE 2G**  
**2 BED / 2.5 BATH / DEN**

2604, 2704, 2804

NET LIVING AREA		1885 SF
LANAI AREA	(1)	477 SF
	OR	
	(2)	470 SF

**LANAI**  
**(1)**  
**2604**  
**2704**

**LANAI**  
**(2)**  
**2804**



RESIDENTIAL DEVELOPER  
**AMX PARTNERS, LLC**  
1288 Ala Moana Blvd.  
Suite 208  
Honolulu, HI 96814

ARCHITECT OF RECORD  
**BENJAMIN WOO ARCHITECTS**  
1240 Ala Moana Blvd.  
Suite 540  
Honolulu, Hawaii 96814



1388 Ala Moana Boulevard  
Honolulu, HI 96814  
TMK: 2-3-038 : 13

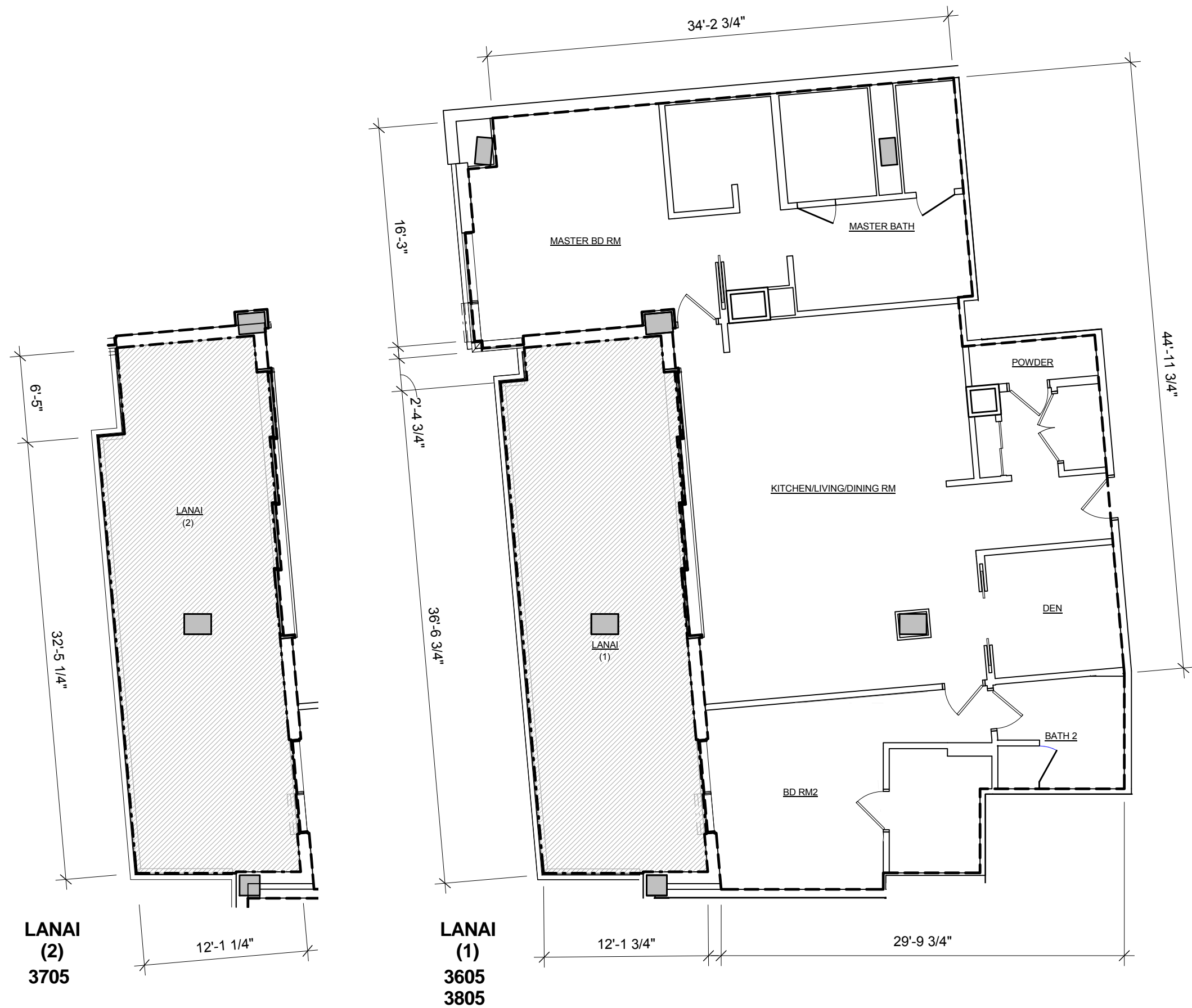
NOTE:  
THIS SHEET, IS INTENDED ONLY TO SHOW THE LAYOUT, LOCATION, UNIT  
NUMBERS AND DIMENSIONS OF UNITS, AND OTHER INFORMATION REQUIRED  
BY SECTION 514B-33, HAWAII REVISED STATUTES, AS AMENDED, AND IS NOT  
INTENDED AND SHALL NOT BE DEEMED TO CONTAIN ANY REPRESENTATION  
OR WARRANTY WHATSOEVER



*Benjamin Woo*

**UNIT TYPE 2G**  
  
Date:  
January 23, 2016

Sheet Number:  
**CPR - 4.26**



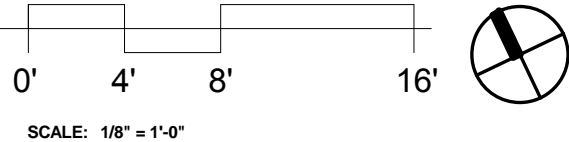
**LEGEND**

- RU : RESIDENTIAL UNIT
- I-LCE : INDIVIDUAL LIMITED COMMON ELEMENT

**UNIT TYPE 2G-1**  
**2 BED / 2.5 BATH / DEN**

**3605, 3705, 3805**

NET LIVING AREA	(1)	1812 SF
LANAI AREA	(1)	477 SF
	OR	
	(2)	470 SF



RESIDENTIAL DEVELOPER  
AMX PARTNERS, LLC  
1288 Ala Moana Blvd.  
Suite 208  
Honolulu, HI 96814

ARCHITECT OF RECORD  
BENJAMIN WOO ARCHITECTS  
1240 Ala Moana Blvd.  
Suite 540  
Honolulu, Hawaii 96814



1388 Ala Moana Boulevard  
Honolulu, HI 96814  
TMK: 2-3-038 : 13

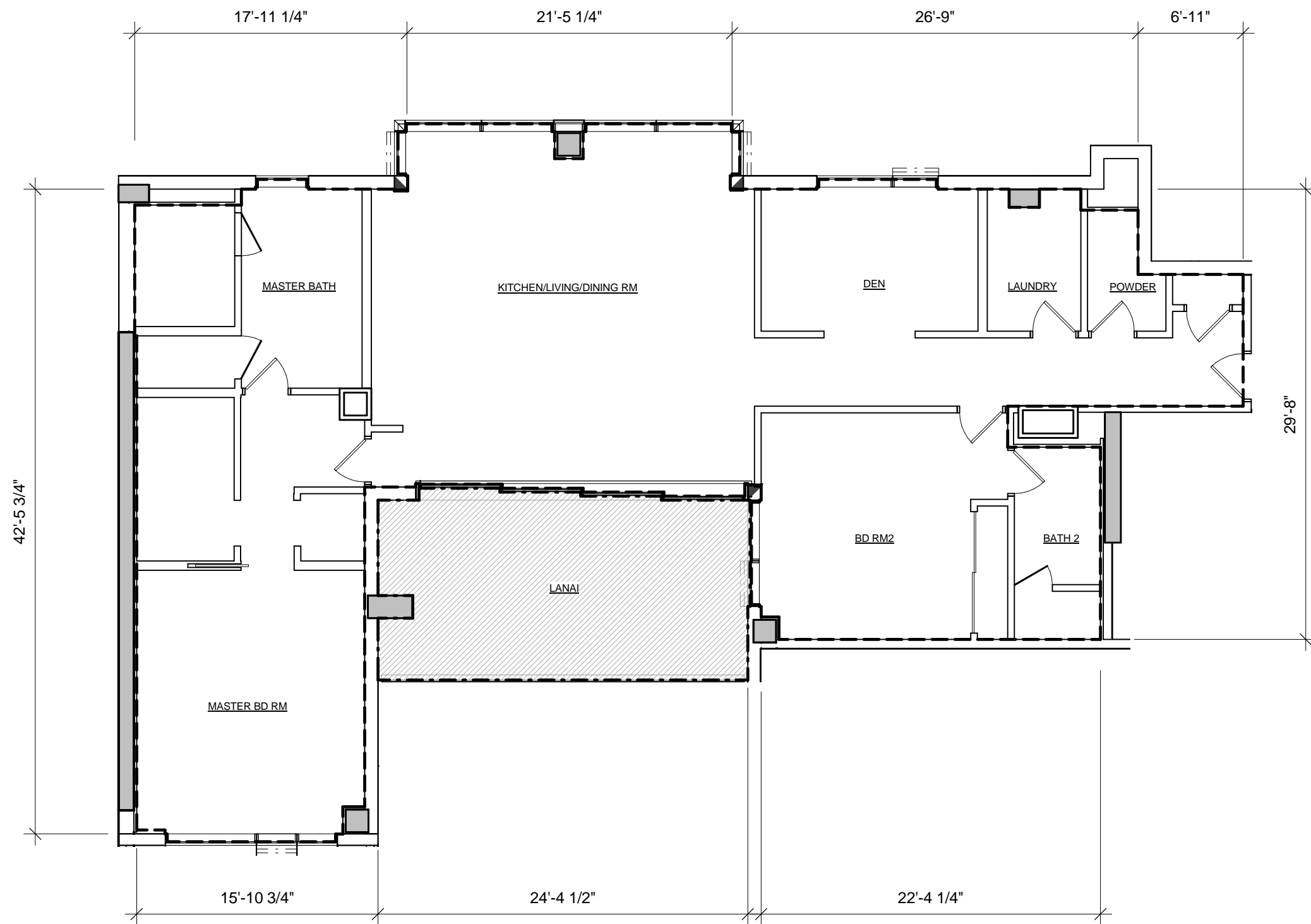
NOTE:  
THIS SHEET, IS INTENDED ONLY TO SHOW THE LAYOUT, LOCATION, UNIT  
NUMBERS AND DIMENSIONS OF UNITS, AND OTHER INFORMATION REQUIRED  
BY SECTION 514B-33, HAWAII REVISED STATUTES, AS AMENDED, AND IS NOT  
INTENDED AND SHALL NOT BE DEEMED TO CONTAIN ANY REPRESENTATION  
OR WARRANTY WHATSOEVER



*Benjamin Woo*

UNIT TYPE 2G-1  
Date:  
January 23, 2016

Sheet Number:  
CPR - 4.27




LEGEND

- RU : RESIDENTIAL UNIT
- ILCE : INDIVIDUAL LIMITED COMMON ELEMENT

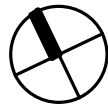
UNIT TYPE 2H  
2 BED / 2.5 BATH / DEN / LAUNDRY

5605

NET LIVING AREA 1986 SF  
LANAI AREA 295 SF



SCALE: 1/8" = 1'-0"



RESIDENTIAL DEVELOPER

AMX PARTNERS, LLC  
1288 Ala Moana Blvd.  
Suite 208  
Honolulu, HI 96814

ARCHITECT OF RECORD

BENJAMIN WOO ARCHITECTS  
1240 Ala Moana Blvd.  
Suite 540  
Honolulu, Hawaii 96814



1388 Ala Moana Boulevard  
Honolulu, HI 96814  
TMK: 2-3-038 : 13

NOTE:  
THIS SHEET, IS INTENDED ONLY TO SHOW THE LAYOUT, LOCATION, UNIT  
NUMBERS AND DIMENSIONS OF UNITS, AND OTHER INFORMATION REQUIRED  
BY SECTION 514B-33, HAWAII REVISED STATUTES, AS AMENDED, AND IS NOT  
INTENDED AND SHALL NOT BE DEEMED TO CONTAIN ANY REPRESENTATION  
OR WARRANTY WHATSOEVER



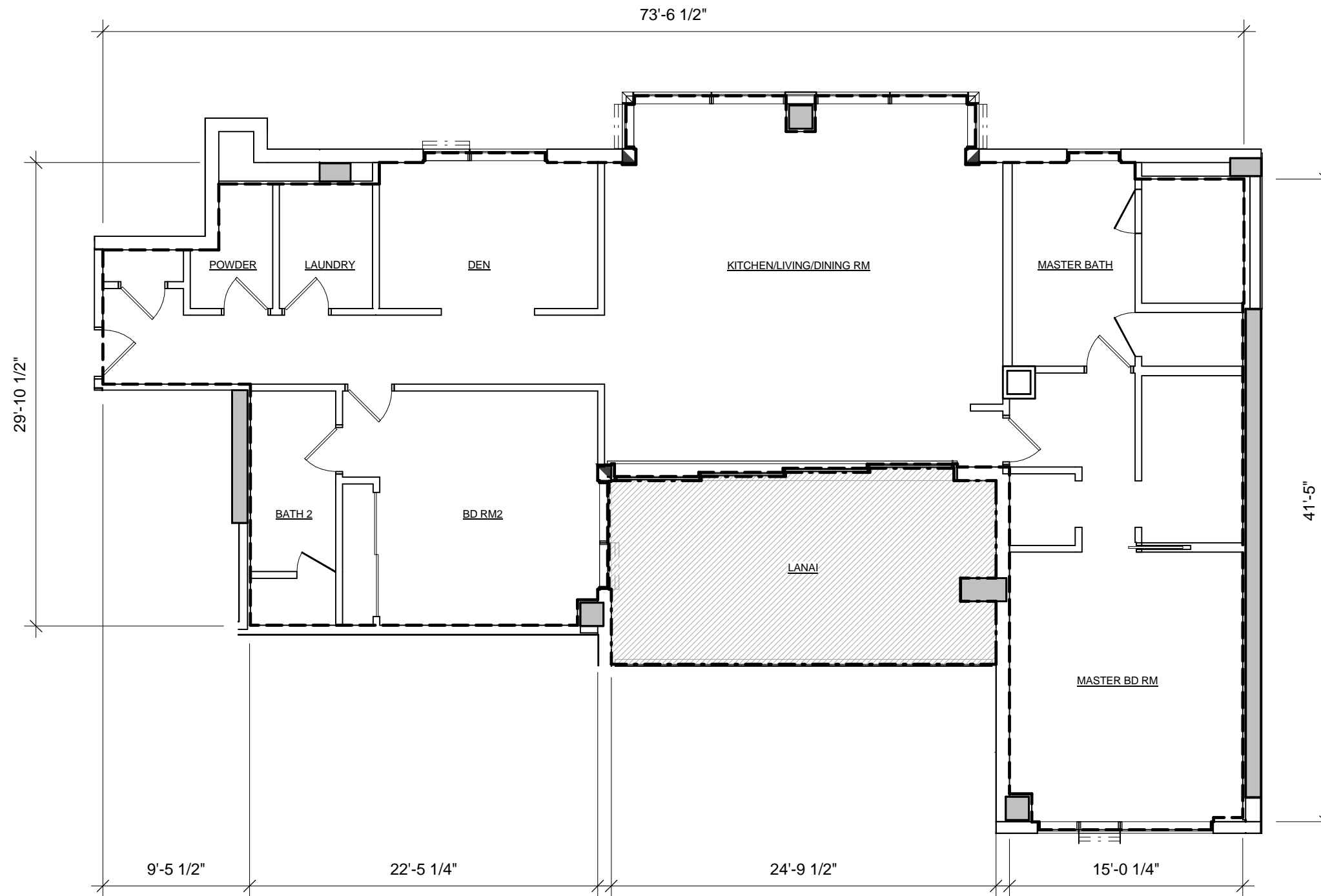
*Benjamin Woo*

UNIT TYPE 2H



Date:  
January 23, 2016

Sheet Number:

CPR - 4.28




### LEGEND

-  RU : RESIDENTIAL UNIT
-  I-LCE : INDIVIDUAL LIMITED COMMON ELEMENT

### UNIT TYPE 2H-1 2 BED / 2.5 BATH / DEN / LAUNDRY

3604

NET LIVING AREA      2006 SF  
LANAI AREA              300 SF



SCALE: 1/8" = 1'-0"

#### RESIDENTIAL DEVELOPER

AMX PARTNERS, LLC  
1288 Ala Moana Blvd.  
Suite 208  
Honolulu, HI 96814

#### ARCHITECT OF RECORD

BENJAMIN WOO ARCHITECTS  
1240 Ala Moana Blvd.  
Suite 540  
Honolulu, Hawaii 96814



1388 Ala Moana Boulevard  
Honolulu, HI 96814  
TMK: 2-3-038 : 13

NOTE:  
THIS SHEET, IS INTENDED ONLY TO SHOW THE LAYOUT, LOCATION, UNIT  
NUMBERS AND DIMENSIONS OF UNITS, AND OTHER INFORMATION REQUIRED  
BY SECTION 514B-33, HAWAII REVISED STATUTES, AS AMENDED, AND IS NOT  
INTENDED AND SHALL NOT BE DEEMED TO CONTAIN ANY REPRESENTATION  
OR WARRANTY WHATSOEVER



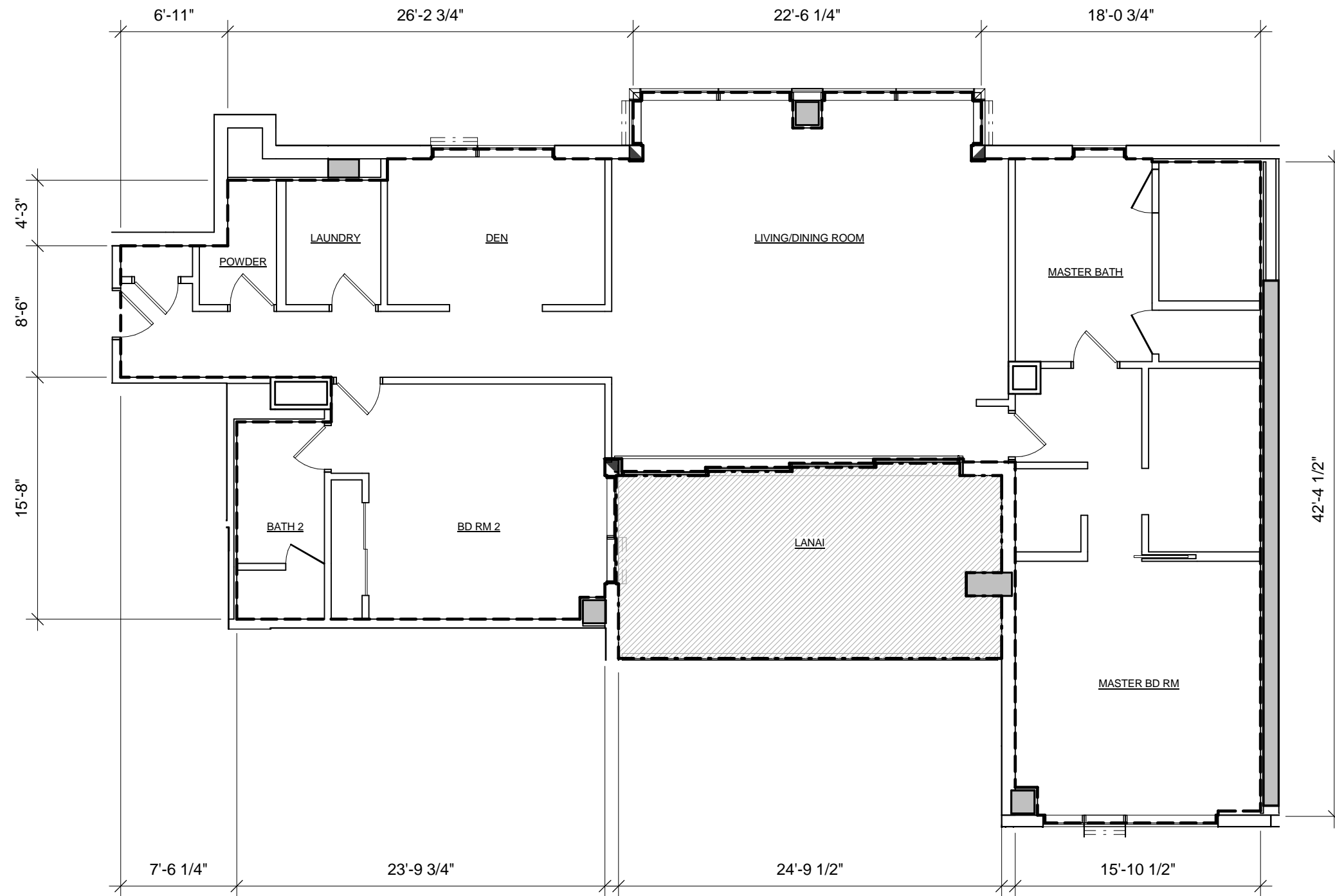
*Benjamin Woo*

#### UNIT TYPE 2H-1


Date:  
January 23, 2016

Sheet Number:

CPR - 4.29



**LEGEND**



RU : RESIDENTIAL UNIT

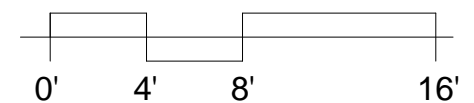


I-LCE : INDIVIDUAL LIMITED COMMON ELEMENT

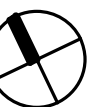
**UNIT TYPE 2H-2**  
**2 BED / 2.5 BATH / DEN / LAUNDRY**

**5604**

**NET LIVING AREA      2045 SF**  
**LANAI AREA              300 SF**



SCALE: 1/8" = 1'-0"



**RESIDENTIAL DEVELOPER**

AMX PARTNERS, LLC  
1288 Ala Moana Blvd.  
Suite 208  
Honolulu, HI 96814

**ARCHITECT OF RECORD**

BENJAMIN WOO ARCHITECTS  
1240 Ala Moana Blvd.  
Suite 540  
Honolulu, Hawaii 96814



1388 Ala Moana Boulevard  
Honolulu, HI 96814  
TMK: 2-3-038 : 13

NOTE:  
THIS SHEET, IS INTENDED ONLY TO SHOW THE LAYOUT, LOCATION, UNIT  
NUMBERS AND DIMENSIONS OF UNITS, AND OTHER INFORMATION REQUIRED  
BY SECTION 514B-33, HAWAII REVISED STATUTES, AS AMENDED, AND IS NOT  
INTENDED AND SHALL NOT BE DEEMED TO CONTAIN ANY REPRESENTATION  
OR WARRANTY WHATSOEVER



*Benjamin Woo*

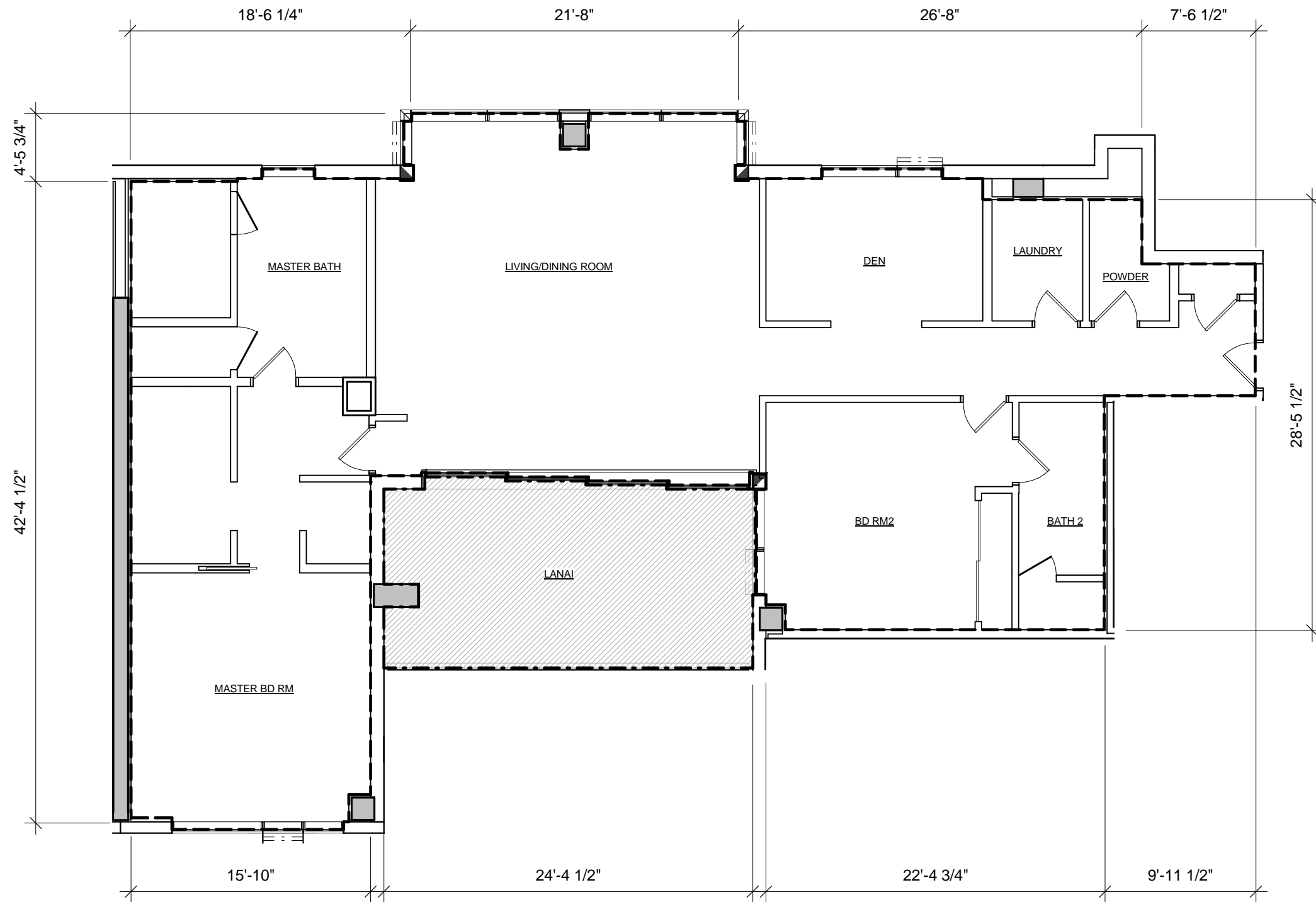
**UNIT TYPE 2H-2**

Date:  
January 23, 2016

Sheet Number:

**CPR - 4.30**



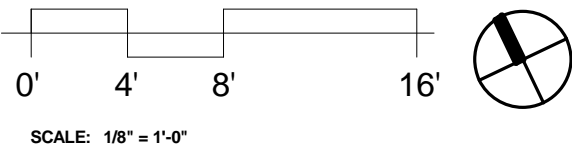


**LEGEND**

- RU : RESIDENTIAL UNIT
- I-LCE : INDIVIDUAL LIMITED COMMON ELEMENT

**UNIT TYPE 2H-3**  
**2 BED / 2.5 BATH / DEN / LAUNDRY**  
**6605**

**NET LIVING AREA      2043 SF**  
**LANAI AREA            295 SF**



RESIDENTIAL DEVELOPER  
**AMX PARTNERS, LLC**  
1288 Ala Moana Blvd.  
Suite 208  
Honolulu, HI 96814

ARCHITECT OF RECORD  
**BENJAMIN WOO ARCHITECTS**  
1240 Ala Moana Blvd.  
Suite 540  
Honolulu, Hawaii 96814



1388 Ala Moana Boulevard  
Honolulu, HI 96814  
TMK: 2-3-038 : 13

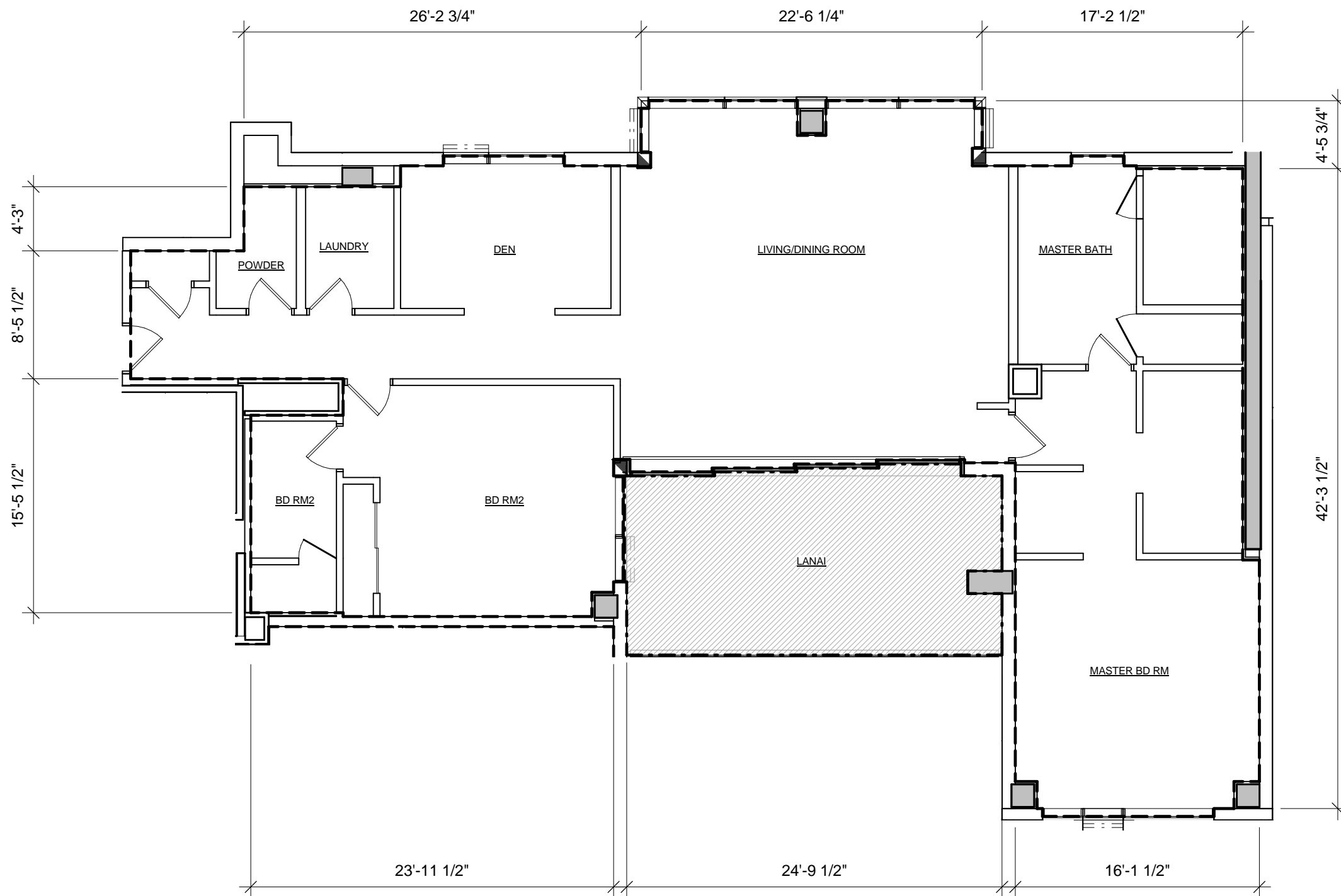
NOTE:  
THIS SHEET, IS INTENDED ONLY TO SHOW THE LAYOUT, LOCATION, UNIT  
NUMBERS AND DIMENSIONS OF UNITS, AND OTHER INFORMATION REQUIRED  
BY SECTION 514B-33, HAWAII REVISED STATUTES, AS AMENDED, AND IS NOT  
INTENDED AND SHALL NOT BE DEEMED TO CONTAIN ANY REPRESENTATION  
OR WARRANTY WHATSOEVER



*Benjamin Woo*

**UNIT TYPE 2H-3**  
Date:  
January 23, 2016

Sheet Number:  
**CPR - 4.31**




LEGEND

- RU : RESIDENTIAL UNIT
- I-LCE : INDIVIDUAL LIMITED COMMON ELEMENT

UNIT TYPE 2H-4  
2 BED / 2.5 BATH / DEN / LAUNDRY

6604

NET LIVING AREA 2033 SF  
LANAI AREA 300 SF



SCALE: 1/8" = 1'-0"

RESIDENTIAL DEVELOPER  
AMX PARTNERS, LLC  
1288 Ala Moana Blvd.  
Suite 208  
Honolulu, HI 96814

ARCHITECT OF RECORD  
BENJAMIN WOO ARCHITECTS  
1240 Ala Moana Blvd.  
Suite 540  
Honolulu, Hawaii 96814



1388 Ala Moana Boulevard  
Honolulu, HI 96814  
TMK: 2-3-038 : 13

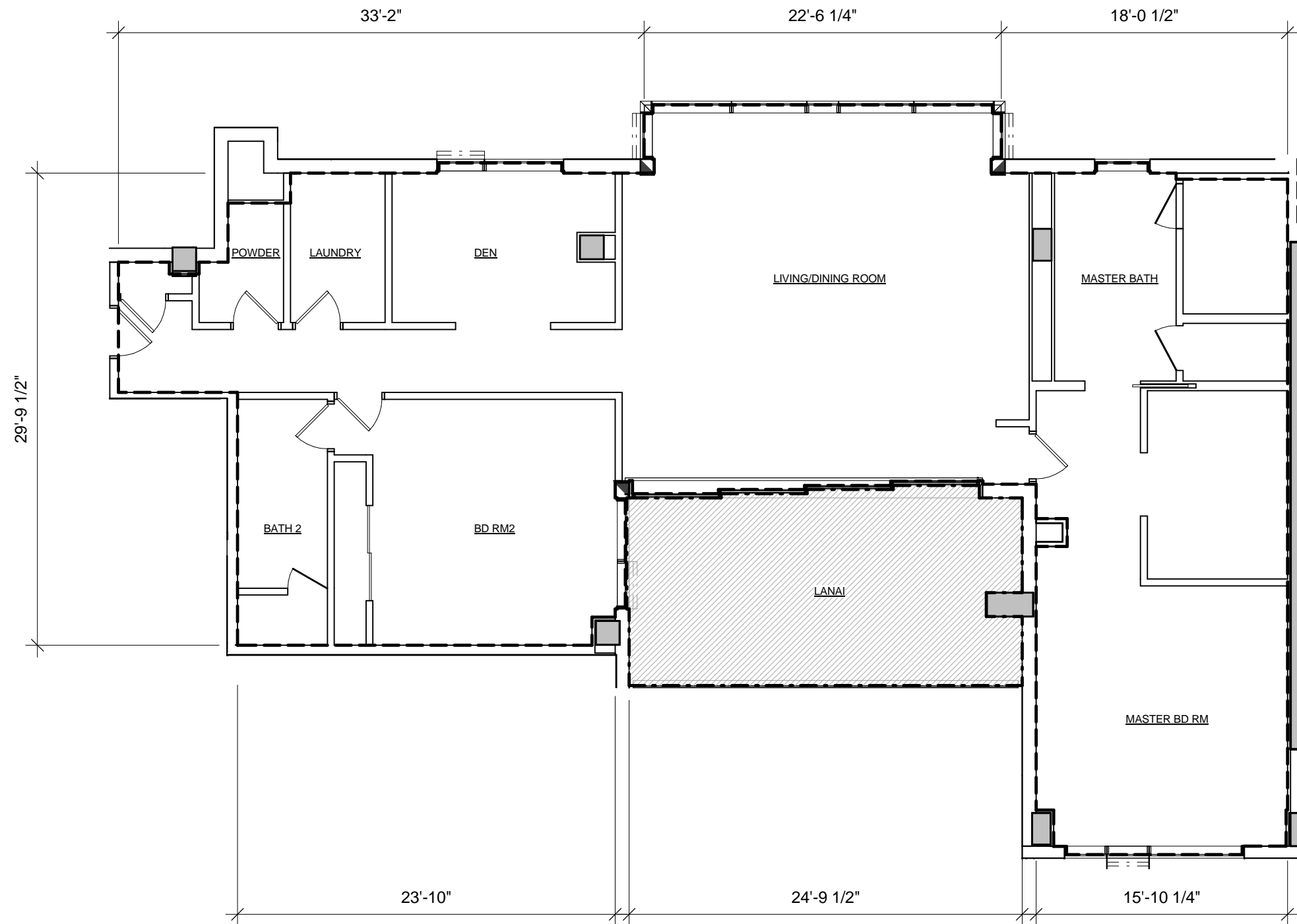
NOTE:  
THIS SHEET, IS INTENDED ONLY TO SHOW THE LAYOUT, LOCATION, UNIT  
NUMBERS AND DIMENSIONS OF UNITS, AND OTHER INFORMATION REQUIRED  
BY SECTION 514B-33, HAWAII REVISED STATUTES, AS AMENDED, AND IS NOT  
INTENDED AND SHALL NOT BE DEEMED TO CONTAIN ANY REPRESENTATION  
OR WARRANTY WHATSOEVER




*Benjamin Woo*

UNIT TYPE 2H-4  
Date:  
January 23, 2016

Sheet Number:  
CPR - 4.32



**LEGEND**



RU : RESIDENTIAL UNIT



I-LCE : INDIVIDUAL LIMITED COMMON ELEMENT

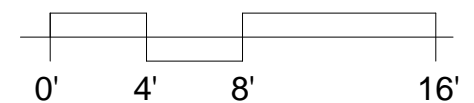
**UNIT TYPE 2H-5**

**2 BED / 2.5 BATH / DEN / LAUNDRY**

**7604**

**NET LIVING AREA  
LANAI AREA**

**2065 SF  
300 SF**



SCALE: 1/8" = 1'-0"



**RESIDENTIAL DEVELOPER**

AMX PARTNERS, LLC  
1288 Ala Moana Blvd.  
Suite 208  
Honolulu, HI 96814

**ARCHITECT OF RECORD**

BENJAMIN WOO ARCHITECTS  
1240 Ala Moana Blvd.  
Suite 540  
Honolulu, Hawaii 96814



1388 Ala Moana Boulevard  
Honolulu, HI 96814  
TMK: 2-3-038 : 13

NOTE:  
THIS SHEET, IS INTENDED ONLY TO SHOW THE LAYOUT, LOCATION, UNIT  
NUMBERS AND DIMENSIONS OF UNITS, AND OTHER INFORMATION REQUIRED  
BY SECTION 514B-33, HAWAII REVISED STATUTES, AS AMENDED, AND IS NOT  
INTENDED AND SHALL NOT BE DEEMED TO CONTAIN ANY REPRESENTATION  
OR WARRANTY WHATSOEVER



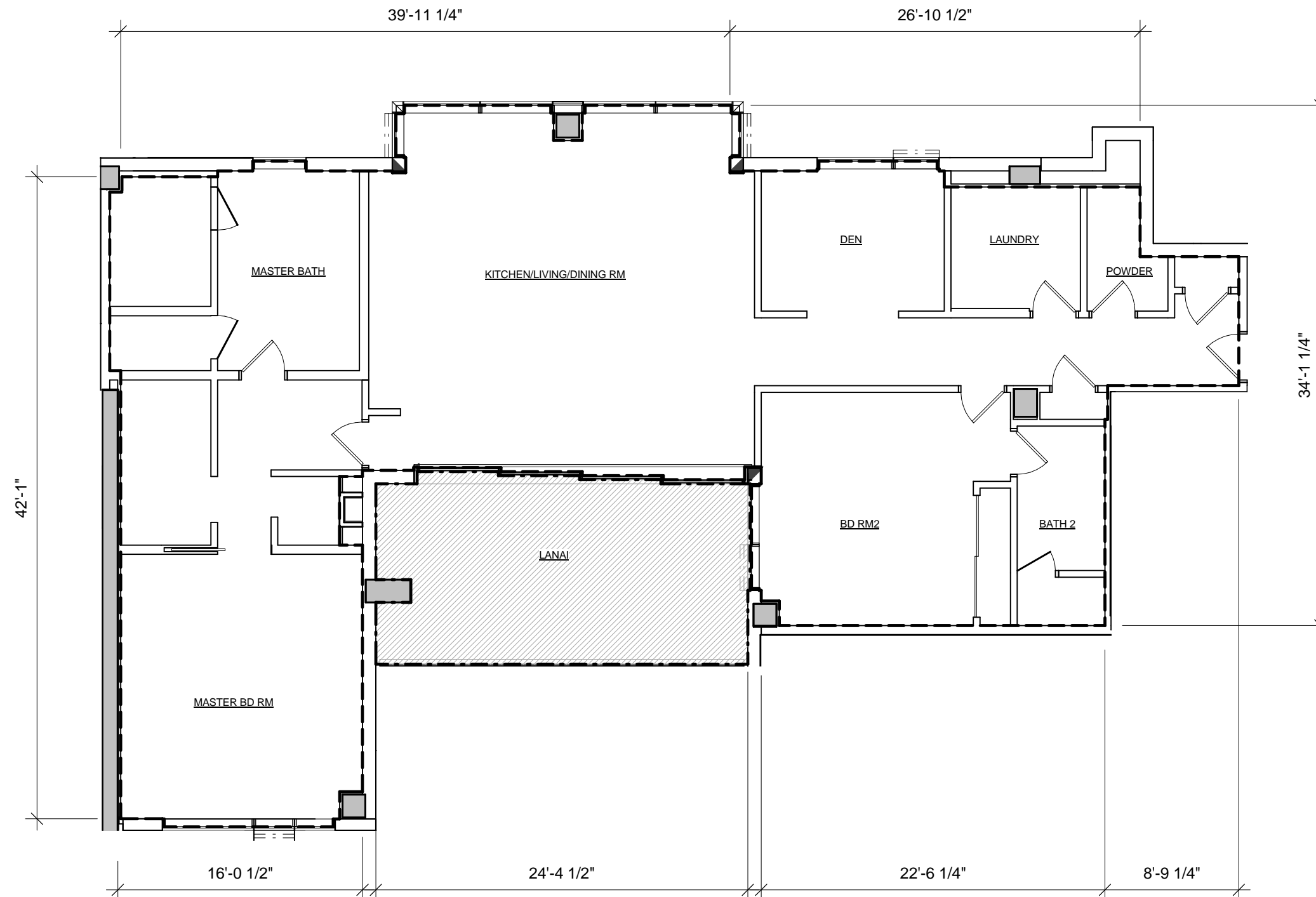
*Benjamin Woo*

**UNIT TYPE 2H-5**

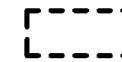
Date:  
January 23, 2016

Sheet Number:

**CPR - 4.33**



**LEGEND**



RU : RESIDENTIAL UNIT




I-LCE : INDIVIDUAL LIMITED COMMON ELEMENT

**UNIT TYPE 2H-6**  
**2 BED / 2.5 BATH / DEN / LAUNDRY**

**8605**

**NET LIVING AREA      2038 SF**  
**LANAI AREA            295 SF**



SCALE: 1/8" = 1'-0"

**RESIDENTIAL DEVELOPER**

AMX PARTNERS, LLC  
1288 Ala Moana Blvd.  
Suite 208  
Honolulu, HI 96814

**ARCHITECT OF RECORD**

BENJAMIN WOO ARCHITECTS  
1240 Ala Moana Blvd.  
Suite 540  
Honolulu, Hawaii 96814



1388 Ala Moana Boulevard  
Honolulu, HI 96814  
TMK: 2-3-038 : 13

NOTE:  
THIS SHEET, IS INTENDED ONLY TO SHOW THE LAYOUT, LOCATION, UNIT  
NUMBERS AND DIMENSIONS OF UNITS, AND OTHER INFORMATION REQUIRED  
BY SECTION 514B-33, HAWAII REVISED STATUTES, AS AMENDED, AND IS NOT  
INTENDED AND SHALL NOT BE DEEMED TO CONTAIN ANY REPRESENTATION  
OR WARRANTY WHATSOEVER



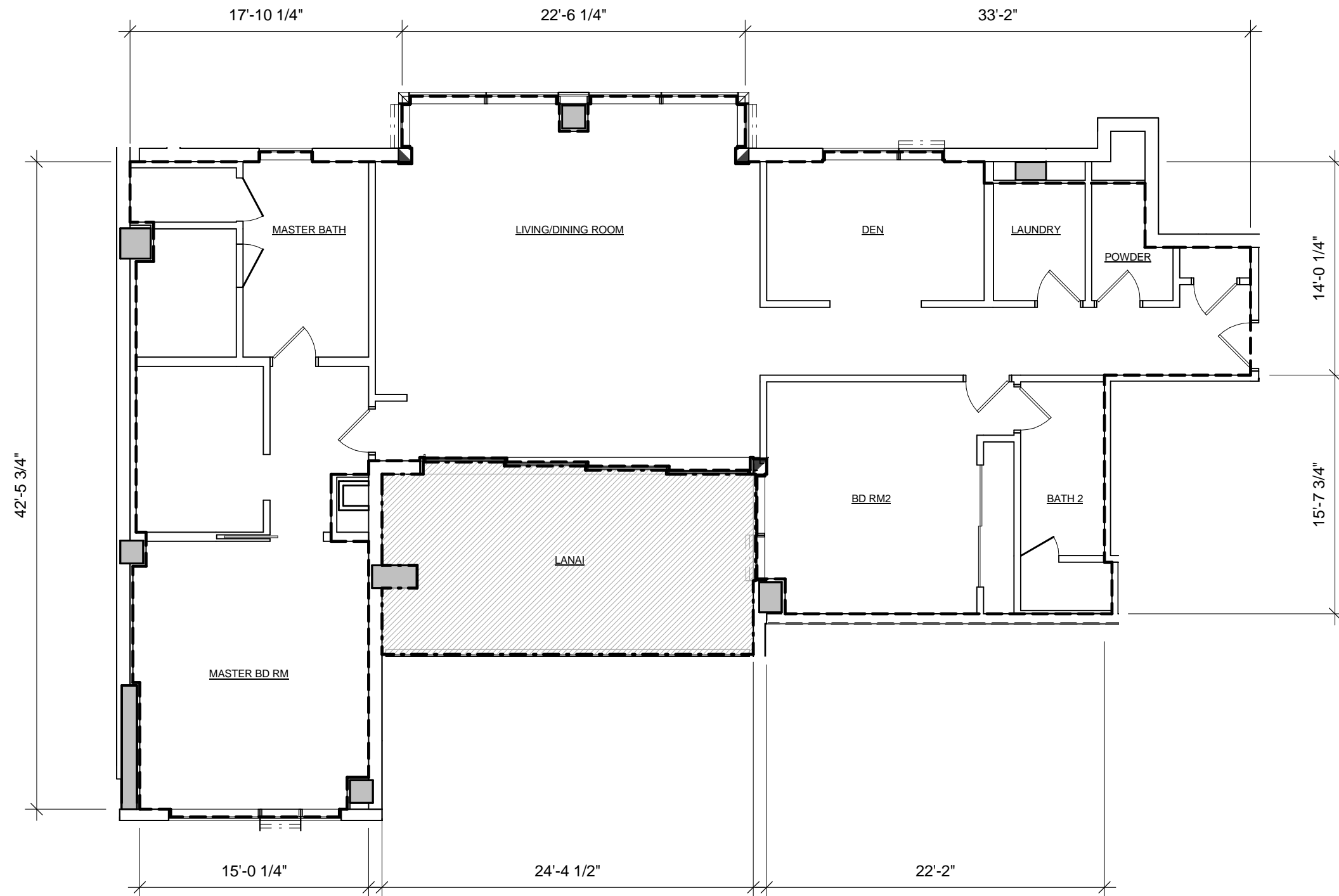
*Benjamin Woo*

**UNIT TYPE 2H-6**

Date:  
January 23, 2016

Sheet Number:

**CPR - 4.34**



### LEGEND



RU : RESIDENTIAL UNIT

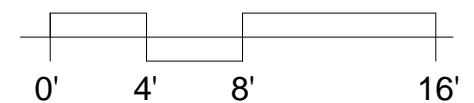


I-LCE : INDIVIDUAL LIMITED COMMON ELEMENT

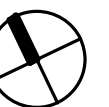
### UNIT TYPE 2H-7 2 BED / 2.5 BATH / DEN / LAUNDRY

7605

NET LIVING AREA      1992 SF  
LANAI AREA              294 SF



SCALE: 1/8" = 1'-0"



#### RESIDENTIAL DEVELOPER

AMX PARTNERS, LLC  
1288 Ala Moana Blvd.  
Suite 208  
Honolulu, HI 96814

#### ARCHITECT OF RECORD

BENJAMIN WOO ARCHITECTS  
1240 Ala Moana Blvd.  
Suite 540  
Honolulu, Hawaii 96814



1388 Ala Moana Boulevard  
Honolulu, HI 96814  
TMK: 2-3-038 : 13

NOTE:  
THIS SHEET, IS INTENDED ONLY TO SHOW THE LAYOUT, LOCATION, UNIT  
NUMBERS AND DIMENSIONS OF UNITS, AND OTHER INFORMATION REQUIRED  
BY SECTION 514B-33, HAWAII REVISED STATUTES, AS AMENDED, AND IS NOT  
INTENDED AND SHALL NOT BE DEEMED TO CONTAIN ANY REPRESENTATION  
OR WARRANTY WHATSOEVER



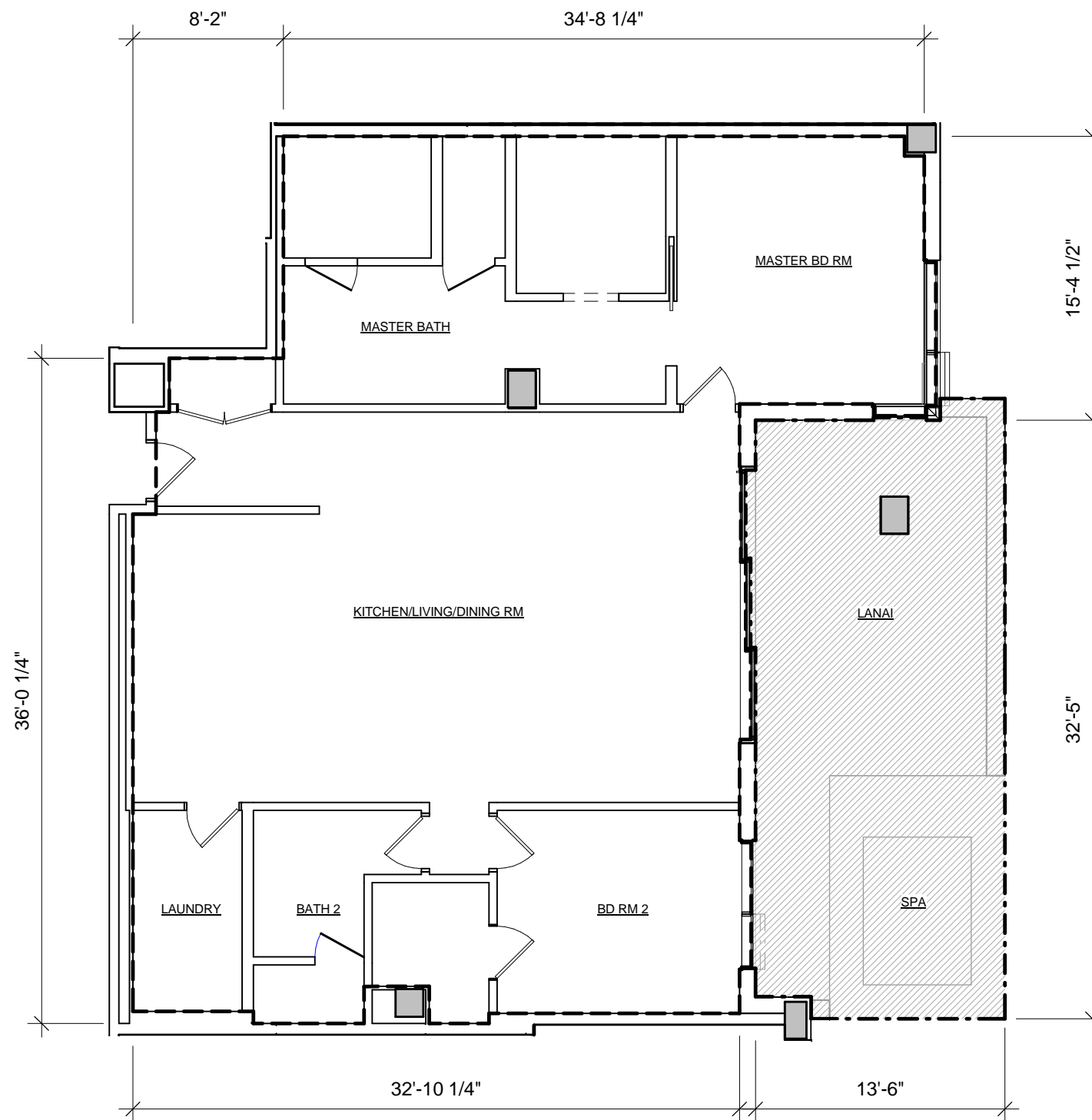
*Benjamin Woo*

#### UNIT TYPE 2H-7

Date:  
January 23, 2016

Sheet Number:

CPR - 4.35



**LEGEND**



RU : RESIDENTIAL UNIT

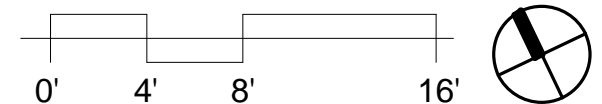


I-LCE : INDIVIDUAL LIMITED COMMON ELEMENT

**UNIT TYPE 2I-L3  
2 BED / 2 BATH / LAUNDRY**

**2302**

**NET LIVING ARE      1608 SF  
LANAI AREA      440 SF**



SCALE: 1/8" = 1'-0"

**RESIDENTIAL DEVELOPER**

AMX PARTNERS, LLC  
1288 Ala Moana Blvd.  
Suite 208  
Honolulu, HI 96814

**ARCHITECT OF RECORD**

BENJAMIN WOO ARCHITECTS  
1240 Ala Moana Blvd.  
Suite 540  
Honolulu, Hawaii 96814



1388 Ala Moana Boulevard  
Honolulu, HI 96814  
TMK: 2-3-038 : 13

NOTE:  
THE CONDOMINIUM MAP FOR THE CONDOMINIUM PROJECT, WHICH INCLUDES  
THIS SHEET, IS INTENDED ONLY TO SHOW THE LAYOUT, LOCATION, UNIT  
NUMBERS AND DIMENSIONS OF UNITS, AND OTHER INFORMATION REQUIRED  
BY SECTION 514B-33, HAWAII REVISED STATUTES, AS AMENDED, AND IS NOT  
INTENDED AND SHALL NOT BE DEEMED TO CONTAIN ANY REPRESENTATION  
OR WARRANTY WHATSOEVER



*Benjamin Woo*

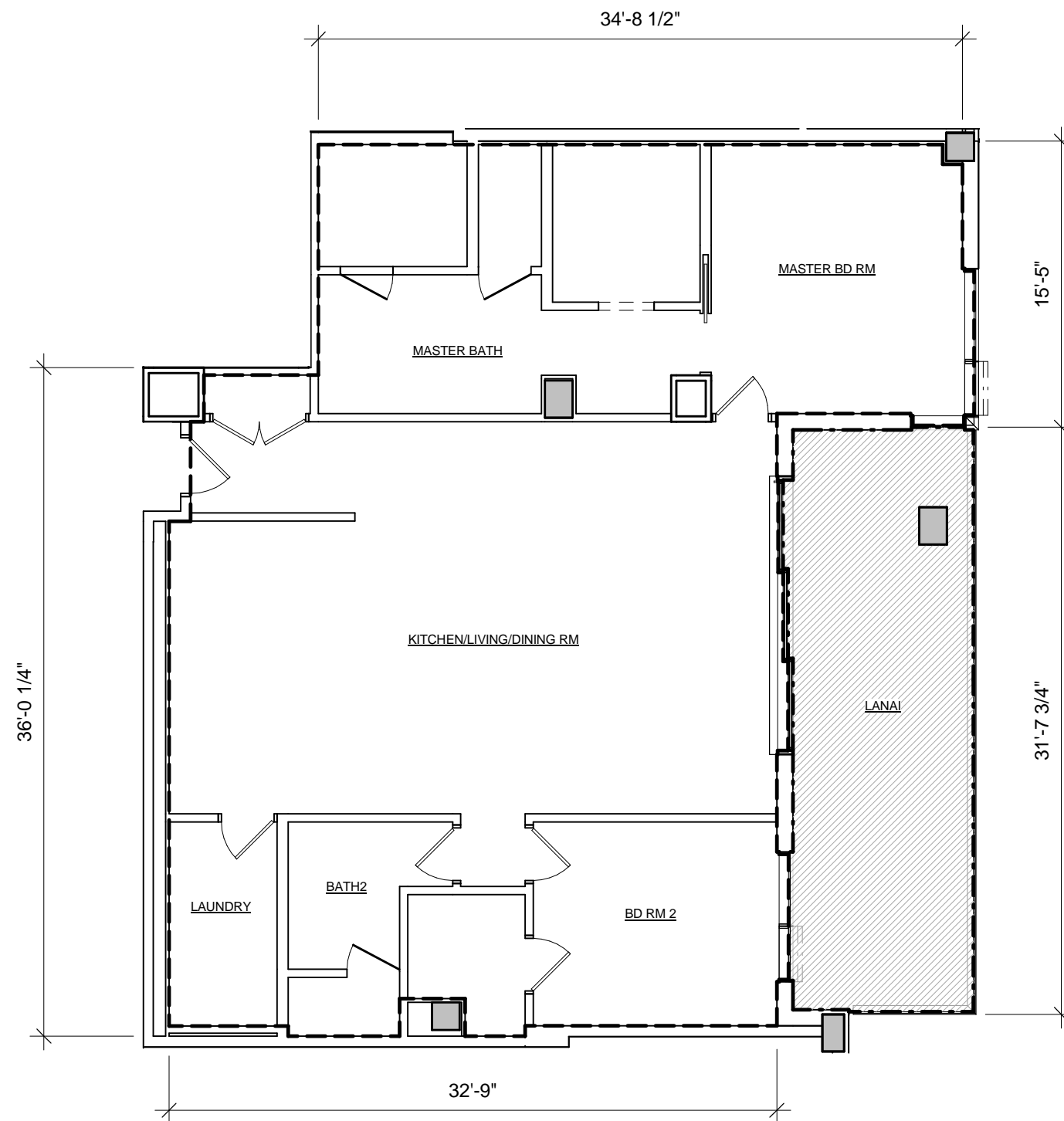
**UNIT TYPE 2I-L3**

Date:  
January 23, 2016

Sheet Number:

**CPR - 4.36**






### LEGEND

- [Dashed Line] RU : RESIDENTIAL UNIT
- [Hatched Box] I-LCE : INDIVIDUAL LIMITED COMMON ELEMENT

### UNIT TYPE 21 2 BED / 2 BATH / LAUNDRY

2402, 2502, 2602, 2702, 2802

NET LIVING ARE      1605 SF  
LANAI AREA            307 SF



SCALE: 1/8" = 1'-0"

#### RESIDENTIAL DEVELOPER

AMX PARTNERS, LLC  
1288 Ala Moana Blvd.  
Suite 208  
Honolulu, HI 96814

#### ARCHITECT OF RECORD

BENJAMIN WOO ARCHITECTS  
1240 Ala Moana Blvd.  
Suite 540  
Honolulu, Hawaii 96814



1388 Ala Moana Boulevard  
Honolulu, HI 96814  
TMK: 2-3-038 : 13

NOTE:  
THIS SHEET, IS INTENDED ONLY TO SHOW THE LAYOUT, LOCATION, UNIT  
NUMBERS AND DIMENSIONS OF UNITS, AND OTHER INFORMATION REQUIRED  
BY SECTION 514B-33, HAWAII REVISED STATUTES, AS AMENDED, AND IS NOT  
INTENDED AND SHALL NOT BE DEEMED TO CONTAIN ANY REPRESENTATION  
OR WARRANTY WHATSOEVER



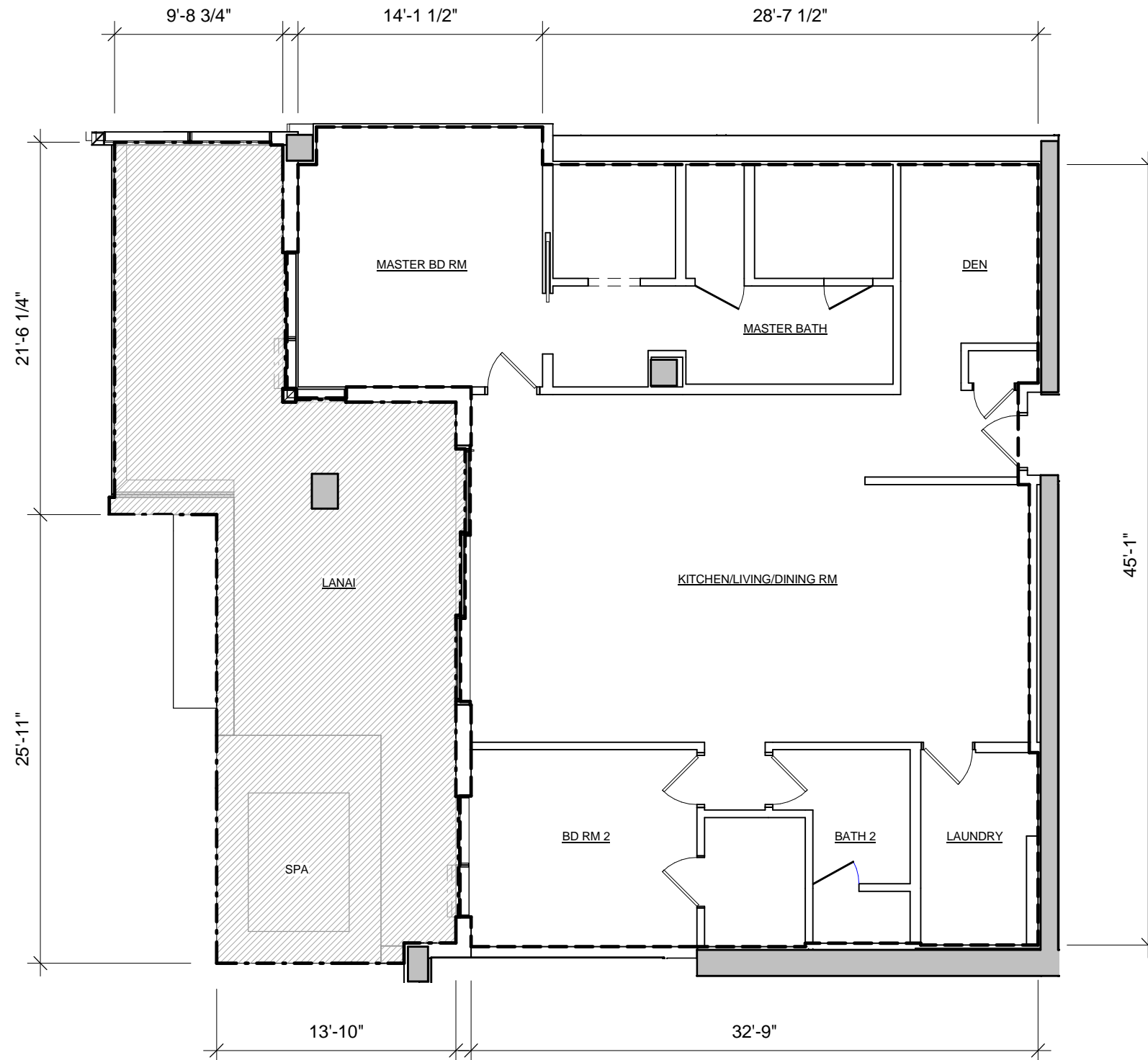
*Benjamin Woo*

#### UNIT TYPE 21


Date:  
January 23, 2016

Sheet Number:

CPR - 4.36A



**LEGEND**



RU : RESIDENTIAL UNIT

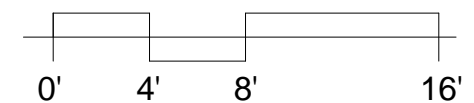


I-LCE : INDIVIDUAL LIMITED COMMON ELEMENT

**UNIT TYPE 2I-1-L3-C**  
**2 BED / 2 BATH / DEN / LAUNDRY**

**2303**

**NET LIVING AREA 1636 SF**  
**LANAI AREA 633 SF**



SCALE: 1/8" = 1'-0"



**RESIDENTIAL DEVELOPER**

AMX PARTNERS, LLC  
1288 Ala Moana Blvd.  
Suite 208  
Honolulu, HI 96814

**ARCHITECT OF RECORD**

BENJAMIN WOO ARCHITECTS  
1240 Ala Moana Blvd.  
Suite 540  
Honolulu, Hawaii 96814



1388 Ala Moana Boulevard  
Honolulu, HI 96814  
TMK: 2-3-038 : 13

NOTE:  
THIS SHEET, IS INTENDED ONLY TO SHOW THE LAYOUT, LOCATION, UNIT  
NUMBERS AND DIMENSIONS OF UNITS, AND OTHER INFORMATION REQUIRED  
BY SECTION 514B-33, HAWAII REVISED STATUTES, AS AMENDED, AND IS NOT  
INTENDED AND SHALL NOT BE DEEMED TO CONTAIN ANY REPRESENTATION  
OR WARRANTY WHATSOEVER



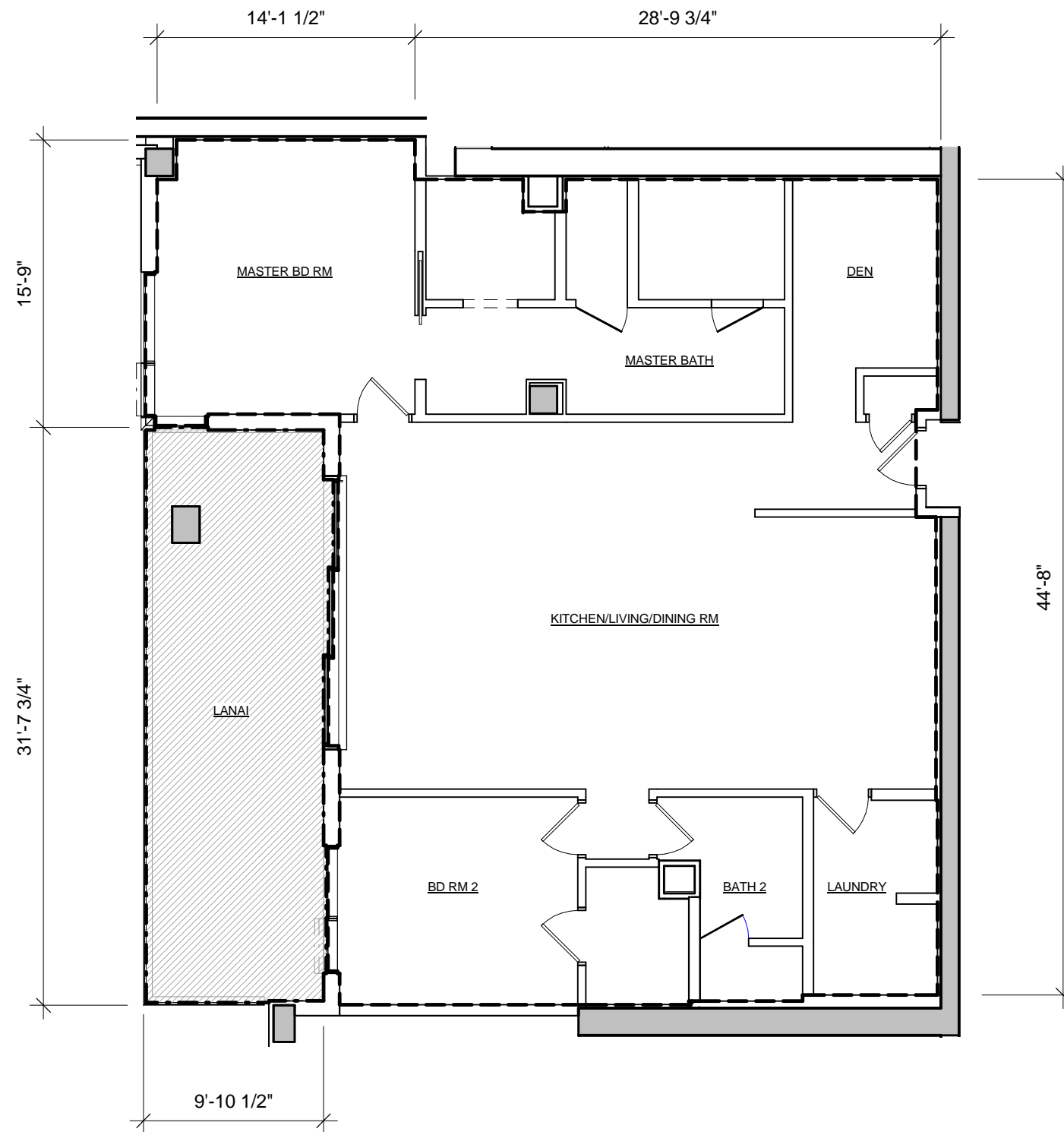
*Benjamin Woo*

**UNIT TYPE 2I-1-L3-C**

Date:  
January 23, 2016

Sheet Number:

**CPR - 4.37**



### LEGEND


- [Dashed Line] RU : RESIDENTIAL UNIT
- [Hatched Box] I-LCE : INDIVIDUAL LIMITED COMMON ELEMENT

### UNIT TYPE 2I-1-C

2 BED / 2 BATH / DEN / LAUNDRY

2403, 2503, 2603 , 2703, 2803

NET LIVING AREA      1640 SF  
LANAI AREA              307 SF



SCALE: 1/8" = 1'-0"

#### RESIDENTIAL DEVELOPER

AMX PARTNERS, LLC  
1288 Ala Moana Blvd.  
Suite 208  
Honolulu, HI 96814

#### ARCHITECT OF RECORD

BENJAMIN WOO ARCHITECTS  
1240 Ala Moana Blvd.  
Suite 540  
Honolulu, Hawaii 96814



1388 Ala Moana Boulevard  
Honolulu, HI 96814  
TMK: 2-3-038 : 13

NOTE:  
THIS SHEET, IS INTENDED ONLY TO SHOW THE LAYOUT, LOCATION, UNIT  
NUMBERS AND DIMENSIONS OF UNITS, AND OTHER INFORMATION REQUIRED  
BY SECTION 514B-33, HAWAII REVISED STATUTES, AS AMENDED, AND IS NOT  
INTENDED AND SHALL NOT BE DEEMED TO CONTAIN ANY REPRESENTATION  
OR WARRANTY WHATSOEVER



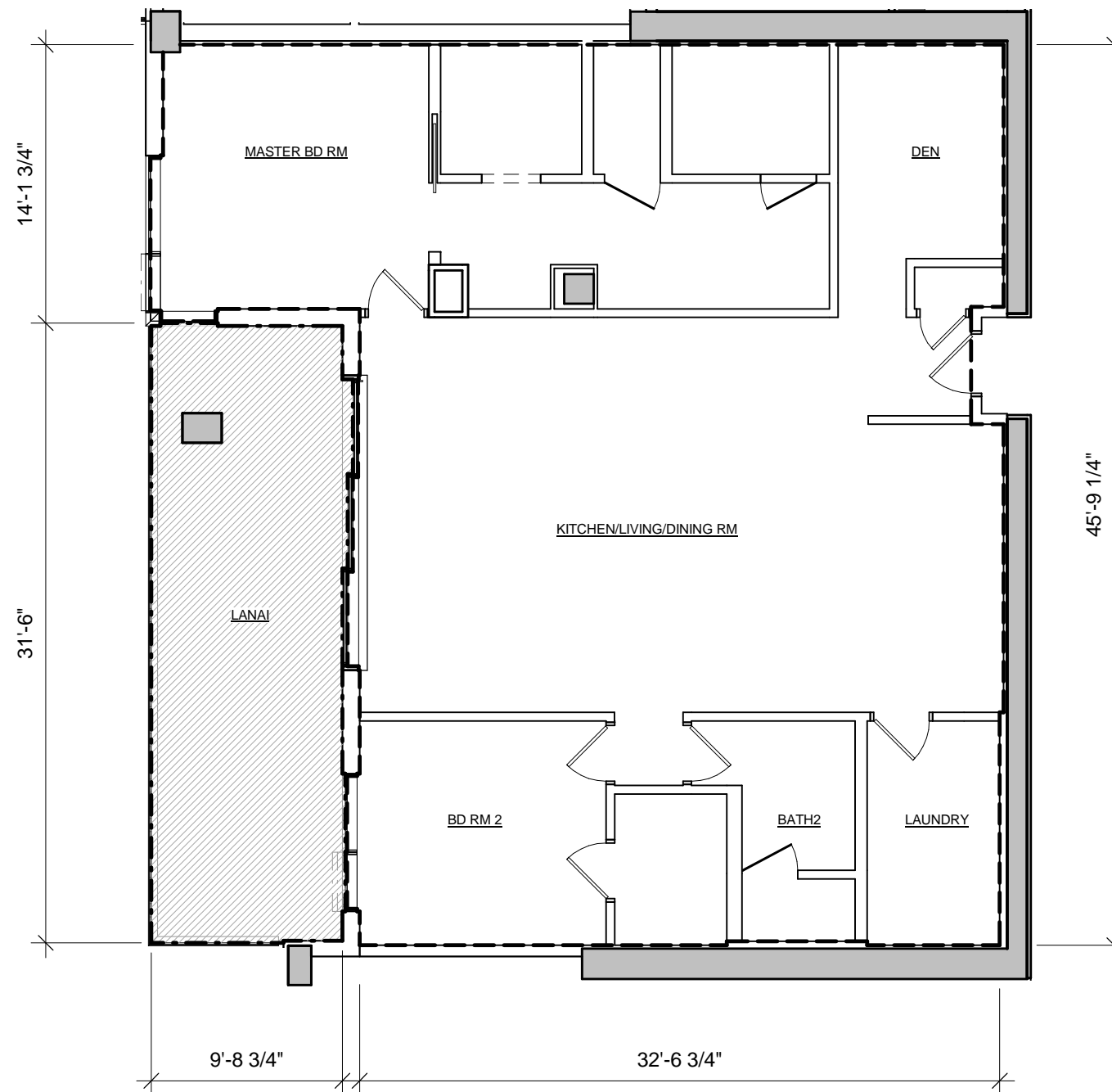
*Benjamin Woo*

#### UNIT TYPE 2I-1-C



Date:  
January 23, 2016

Sheet Number:

CPR - 4.37A




**LEGEND**

-  I-LCE : INDIVIDUAL LIMITED COMMON ELEMENT
-  RU : RESIDENTIAL UNIT

**UNIT TYPE 2I-1-D**  
**2 BED / 2 BATH / DEN / LAUNDRY**

**3403, 3503, 3603, 3703, 3803**

**NET LIVING AREA      1635 SF**  
**LANAI AREA              307 SF**



SCALE: 1/8" = 1'-0"

**RESIDENTIAL DEVELOPER**

**AMX PARTNERS, LLC**  
1288 Ala Moana Blvd.  
Suite 208  
Honolulu, HI 96814

**ARCHITECT OF RECORD**

**BENJAMIN WOO ARCHITECTS**  
1240 Ala Moana Blvd.  
Suite 540  
Honolulu, Hawaii 96814



1388 Ala Moana Boulevard  
Honolulu, HI 96814  
TMK: 2-3-038 : 13

NOTE:  
THIS SHEET, IS INTENDED ONLY TO SHOW THE LAYOUT, LOCATION, UNIT  
NUMBERS AND DIMENSIONS OF UNITS, AND OTHER INFORMATION REQUIRED  
BY SECTION 514B-33, HAWAII REVISED STATUTES, AS AMENDED, AND IS NOT  
INTENDED AND SHALL NOT BE DEEMED TO CONTAIN ANY REPRESENTATION  
OR WARRANTY WHATSOEVER



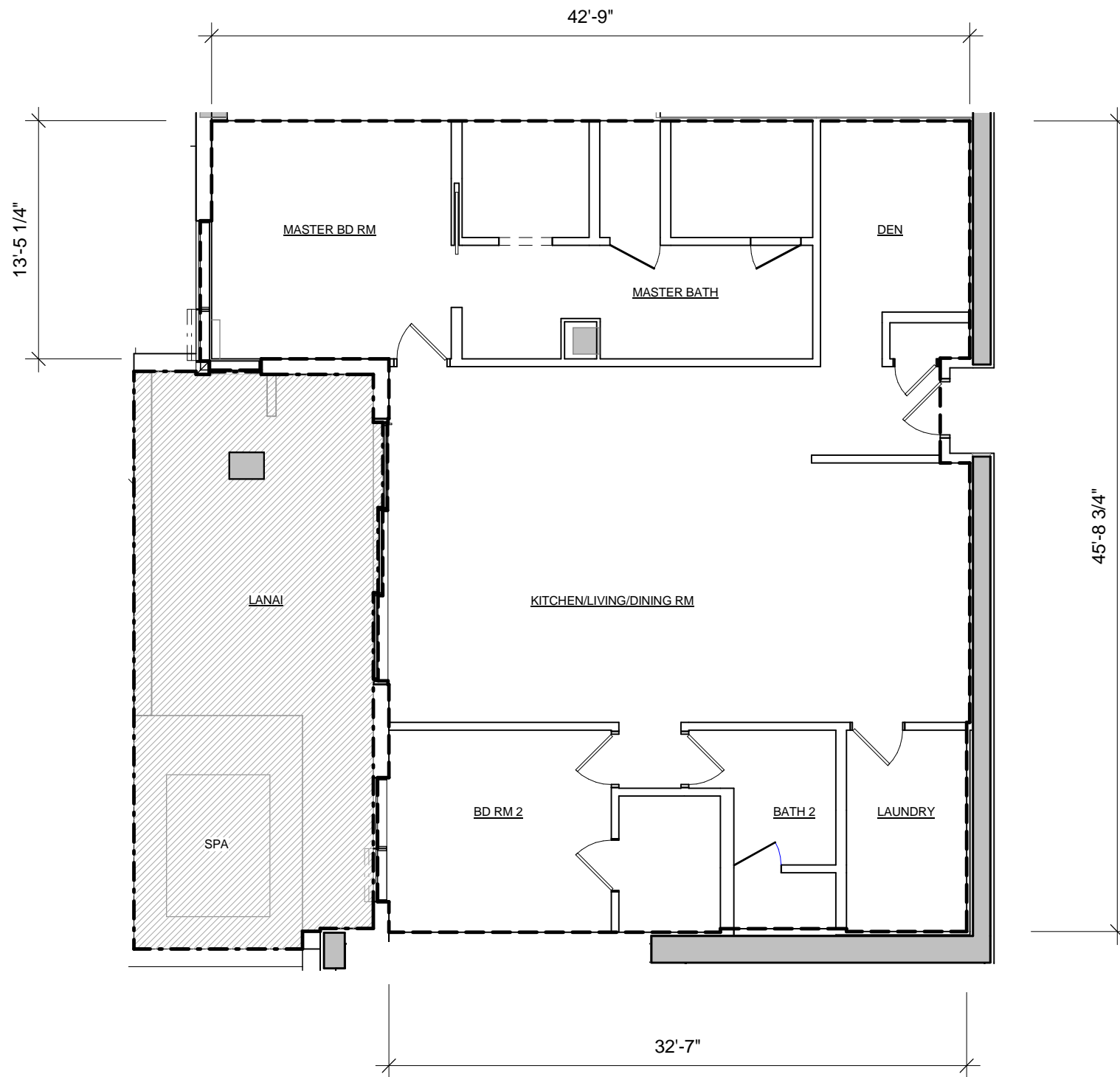
*Benjamin Woo*

**UNIT TYPE 2I-1-D**

Date:  
January 23, 2016

Sheet Number:

**CPR - 4.37B**




LEGEND

- RU : RESIDENTIAL UNIT
- ILCE : INDIVIDUAL LIMITED COMMON ELEMENT

UNIT TYPE 2I-1-L3-D  
2 BED / 2 BATH / DEN / LAUNDRY

3303

NET LIVING AREA 1636 SF  
LANAI AREA 435 SF



SCALE: 1/8" = 1'-0"

RESIDENTIAL DEVELOPER  
AMX PARTNERS, LLC  
1288 Ala Moana Blvd.  
Suite 208  
Honolulu, HI 96814

ARCHITECT OF RECORD  
BENJAMIN WOO ARCHITECTS  
1240 Ala Moana Blvd.  
Suite 540  
Honolulu, Hawaii 96814



1388 Ala Moana Boulevard  
Honolulu, HI 96814  
TMK: 2-3-038 : 13

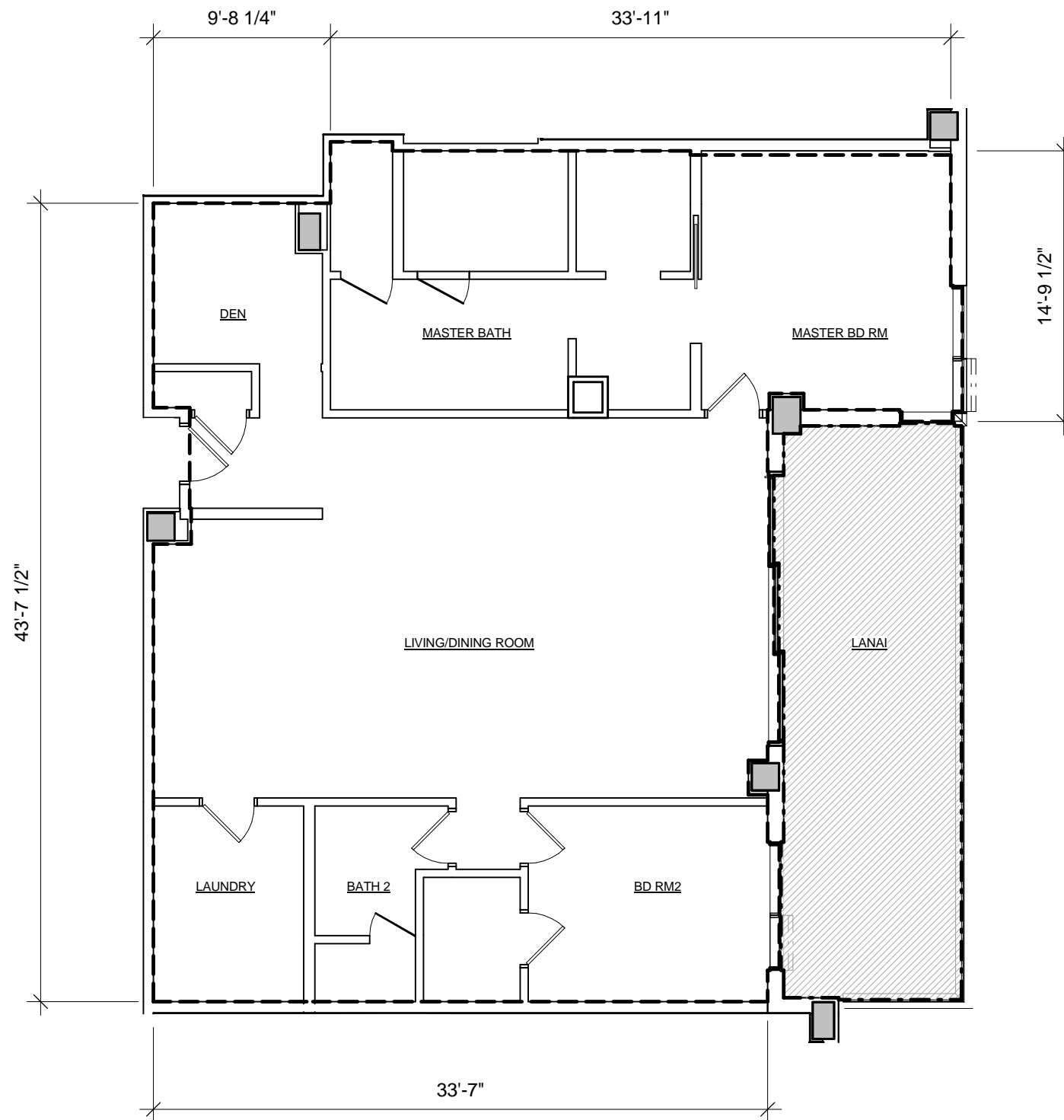
NOTE:  
THIS SHEET, IS INTENDED ONLY TO SHOW THE LAYOUT, LOCATION, UNIT  
NUMBERS AND DIMENSIONS OF UNITS, AND OTHER INFORMATION REQUIRED  
BY SECTION 514B-33, HAWAII REVISED STATUTES, AS AMENDED, AND IS NOT  
INTENDED AND SHALL NOT BE DEEMED TO CONTAIN ANY REPRESENTATION  
OR WARRANTY WHATSOEVER





*Benjamin Woo*

UNIT TYPE 2I-1-L3-D  
Date:  
January 23, 2016

Sheet Number:  
CPR - 4.37C




**LEGEND**

-  RU : RESIDENTIAL UNIT
-  I-LCE : INDIVIDUAL LIMITED COMMON ELEMENT

**UNIT TYPE 2I-2**  
**2 BED / 2 BATH / DEN / LAUNDRY**

**3602, 3702**

**NET LIVING AREA      1670 SF**  
**LANAI AREA            309 SF**



SCALE: 1/8" = 1'-0"

**RESIDENTIAL DEVELOPER**

AMX PARTNERS, LLC  
1288 Ala Moana Blvd.  
Suite 208  
Honolulu, HI 96814

**ARCHITECT OF RECORD**

BENJAMIN WOO ARCHITECTS  
1240 Ala Moana Blvd.  
Suite 540  
Honolulu, Hawaii 96814



1388 Ala Moana Boulevard  
Honolulu, HI 96814  
TMK: 2-3-038 : 13

NOTE:  
THIS SHEET, IS INTENDED ONLY TO SHOW THE LAYOUT, LOCATION, UNIT  
NUMBERS AND DIMENSIONS OF UNITS, AND OTHER INFORMATION REQUIRED  
BY SECTION 514B-33, HAWAII REVISED STATUTES, AS AMENDED, AND IS NOT  
INTENDED AND SHALL NOT BE DEEMED TO CONTAIN ANY REPRESENTATION  
OR WARRANTY WHATSOEVER



*Benjamin Woo*

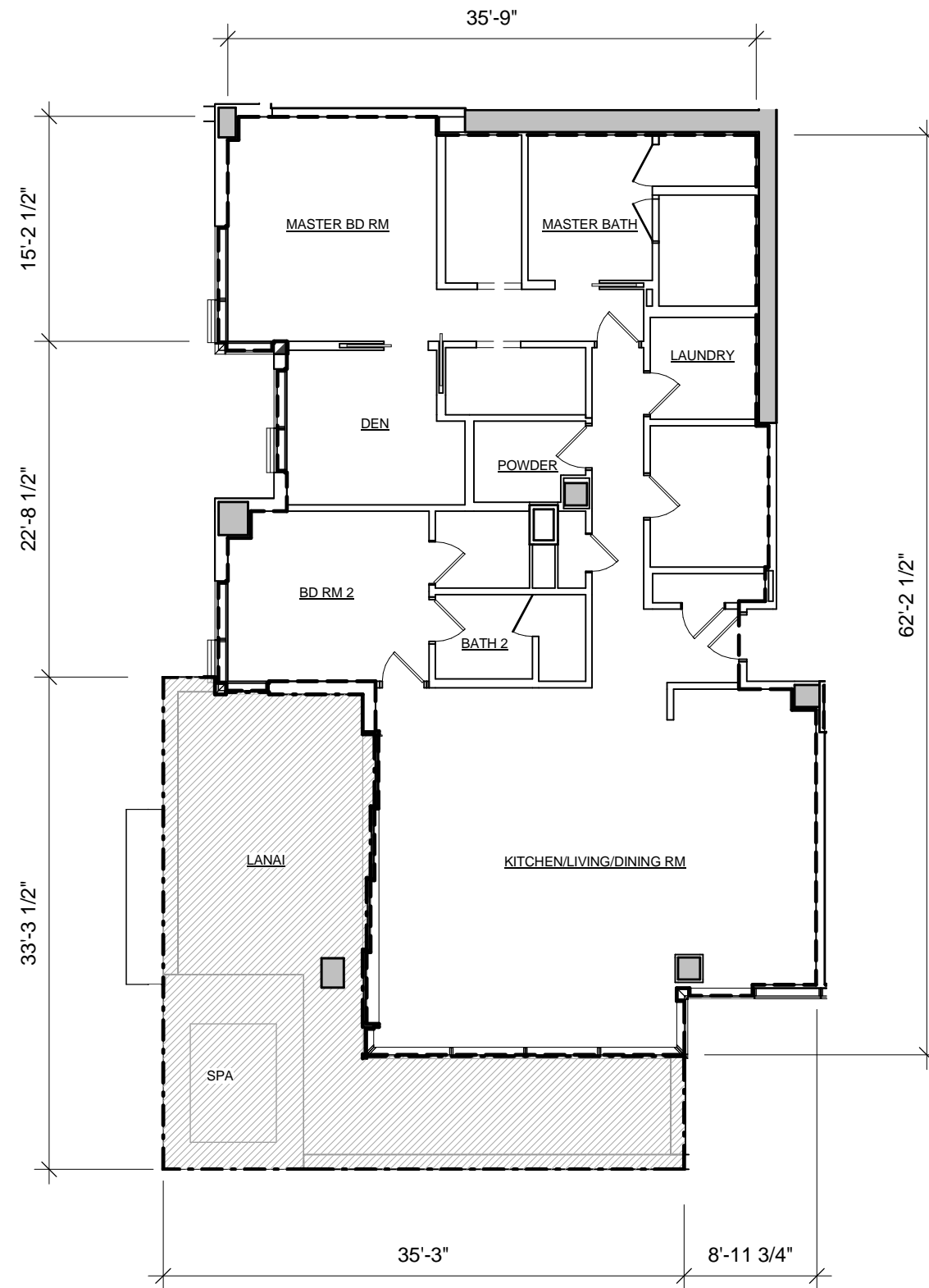
**UNIT TYPE 2I-2**

Date:  
January 23, 2016

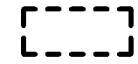
Sheet Number:

**CPR - 4.38**





### LEGEND



RU : RESIDENTIAL UNIT

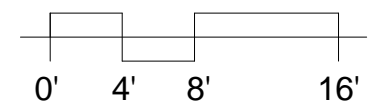


I-LCE : INDIVIDUAL LIMITED COMMON ELEMENT

### UNIT TYPE 2J-L3 2 BED / 2.5 BATH / DEN / LAUNDRY

2301

NET LIVING AREA      2022 SF  
LANAI AREA              610 SF



SCALE: 3/32" = 1'-0"



#### RESIDENTIAL DEVELOPER

AMX PARTNERS, LLC  
1288 Ala Moana Blvd.  
Suite 208  
Honolulu, HI 96814

#### ARCHITECT OF RECORD

BENJAMIN WOO ARCHITECTS  
1240 Ala Moana Blvd.  
Suite 540  
Honolulu, Hawaii 96814



1388 Ala Moana Boulevard  
Honolulu, HI 96814  
TMK: 2-3-038 : 13

NOTE:  
THIS SHEET, IS INTENDED ONLY TO SHOW THE LAYOUT, LOCATION, UNIT  
NUMBERS AND DIMENSIONS OF UNITS, AND OTHER INFORMATION REQUIRED  
BY SECTION 514B-33, HAWAII REVISED STATUTES, AS AMENDED, AND IS NOT  
INTENDED AND SHALL NOT BE DEEMED TO CONTAIN ANY REPRESENTATION  
OR WARRANTY WHATSOEVER



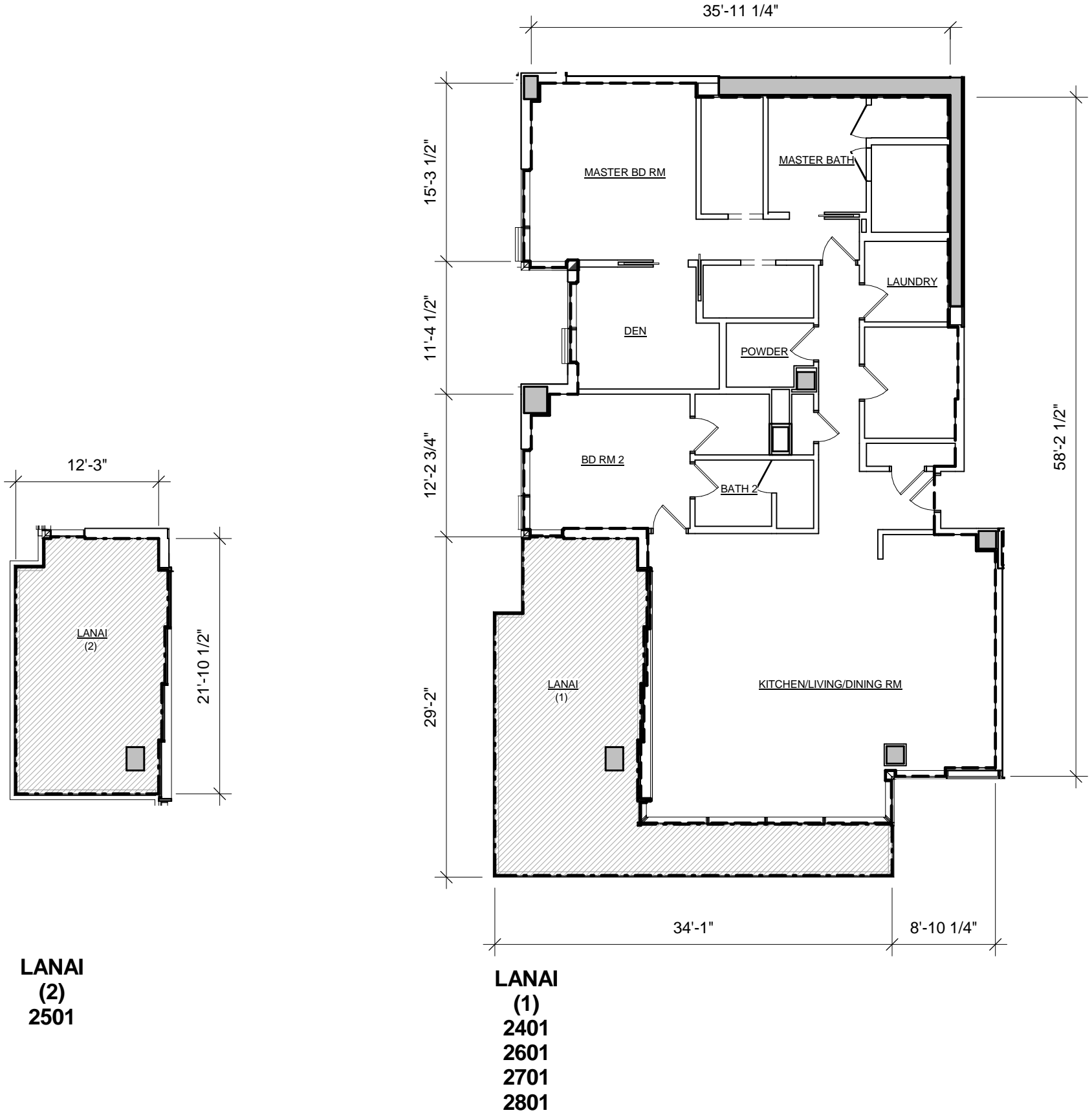
*Benjamin Woo*

#### UNIT TYPE 2J-L3

Date:  
January 23, 2016

Sheet Number:

CPR - 4.39



**LEGEND**

RU : RESIDENTIAL UNIT

I-LCE : INDIVIDUAL LIMITED COMMON ELEMENT

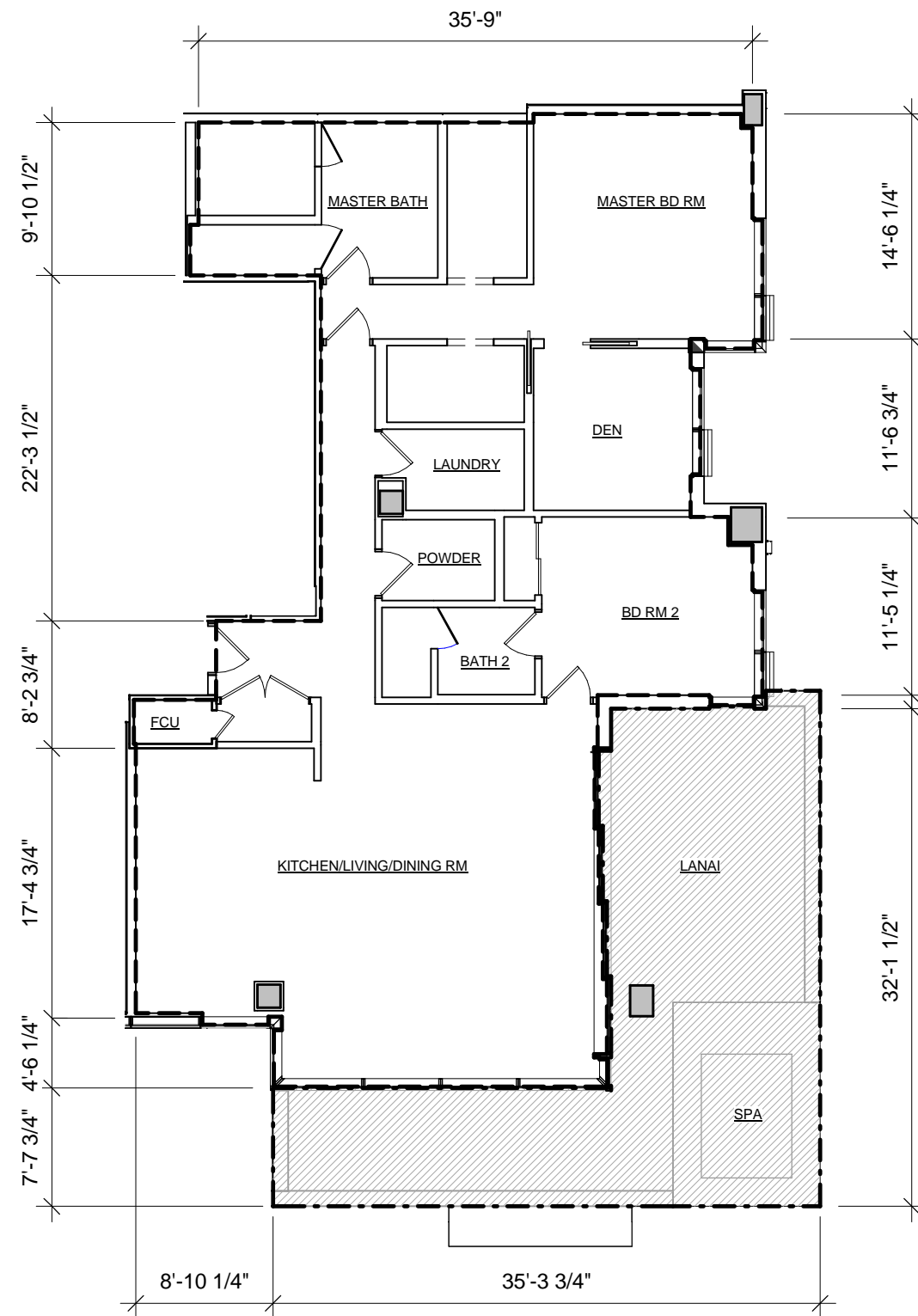
**UNIT TYPE 2J**  
**2 BED / 2.5 BATH / DEN / LAUNDRY**

**2401, 2501, 2601, 2701, 2801**

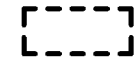
NET LIVING AREA		2024 SF
LANAI AREA	(1)	440 SF
	OR	
	(2)	267 SF

0' 4' 8' 16'

SCALE: 3/32" = 1'-0"



### LEGEND



RU : RESIDENTIAL UNIT

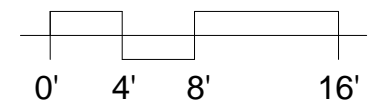


I-LCE : INDIVIDUAL LIMITED COMMON ELEMENT

### UNIT TYPE 2J-1-L3 2 BED / 2.5 BATH / DEN / LAUNDRY

2300

NET LIVING AREA 1834 SF  
LANAI AREA 610 SF



SCALE: 3/32" = 1'-0"



#### RESIDENTIAL DEVELOPER

AMX PARTNERS, LLC  
1288 Ala Moana Blvd.  
Suite 208  
Honolulu, HI 96814

#### ARCHITECT OF RECORD

BENJAMIN WOO ARCHITECTS  
1240 Ala Moana Blvd.  
Suite 540  
Honolulu, Hawaii 96814



1388 Ala Moana Boulevard  
Honolulu, HI 96814  
TMK: 2-3-038 : 13

NOTE:  
THIS SHEET, IS INTENDED ONLY TO SHOW THE LAYOUT, LOCATION, UNIT  
NUMBERS AND DIMENSIONS OF UNITS, AND OTHER INFORMATION REQUIRED  
BY SECTION 514B-33, HAWAII REVISED STATUTES, AS AMENDED, AND IS NOT  
INTENDED AND SHALL NOT BE DEEMED TO CONTAIN ANY REPRESENTATION  
OR WARRANTY WHATSOEVER



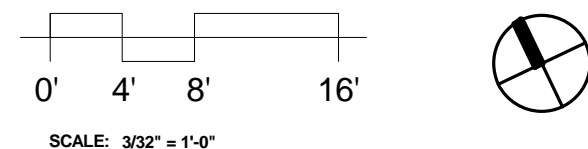
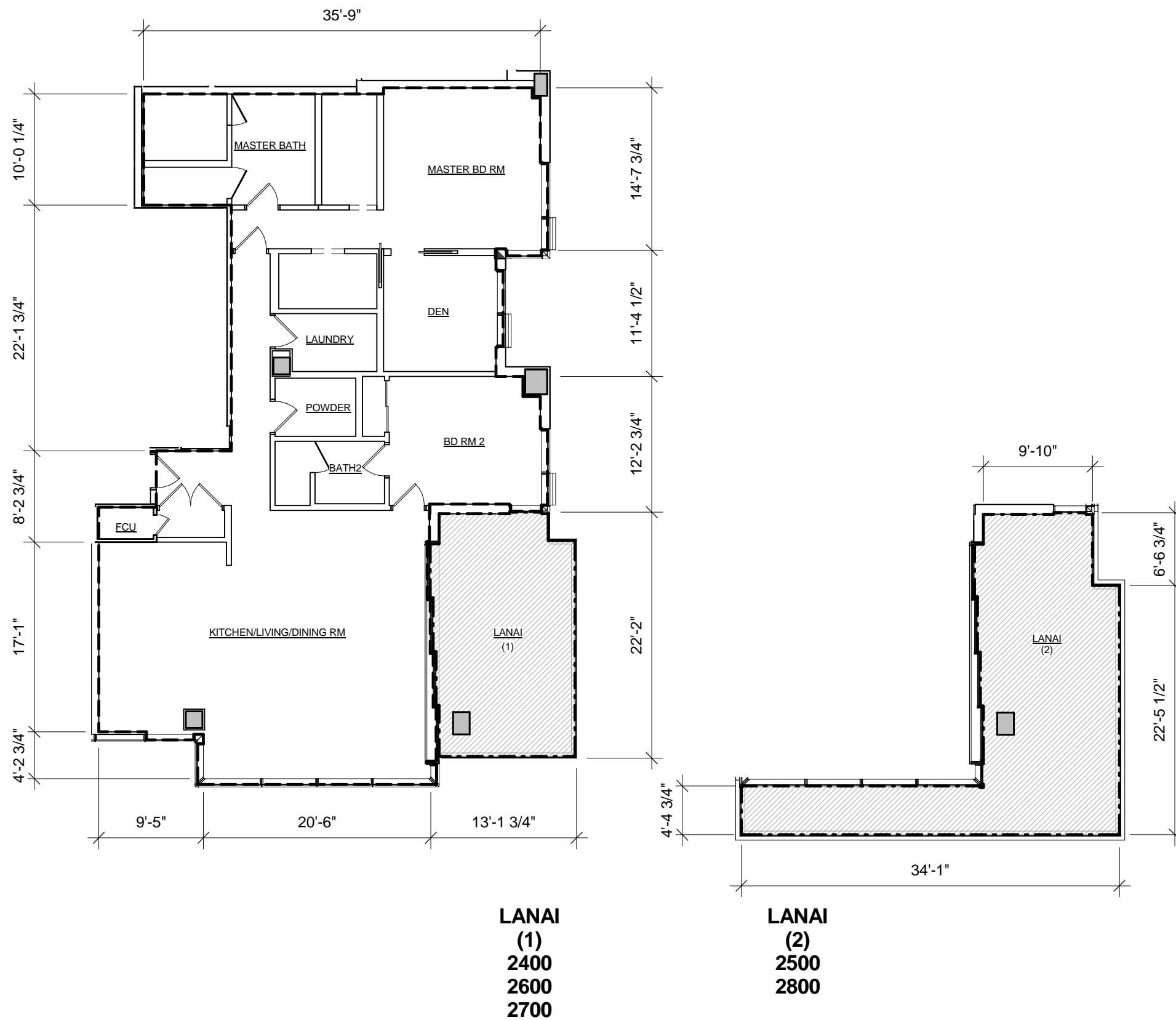
*Benjamin Woo*

#### UNIT TYPE 2J-1-L3

Date:  
January 23, 2016

Sheet Number:

CPR - 4.40



RESIDENTIAL DEVELOPER  
AMX PARTNERS, LLC  
1288 Ala Moana Blvd.  
Suite 208  
Honolulu, HI 96814

ARCHITECT OF RECORD  
BENJAMIN WOO ARCHITECTS  
1240 Ala Moana Blvd.  
Suite 540  
Honolulu, Hawaii 96814



1388 Ala Moana Boulevard  
Honolulu, HI 96814  
TMK: 2-3-038 : 13

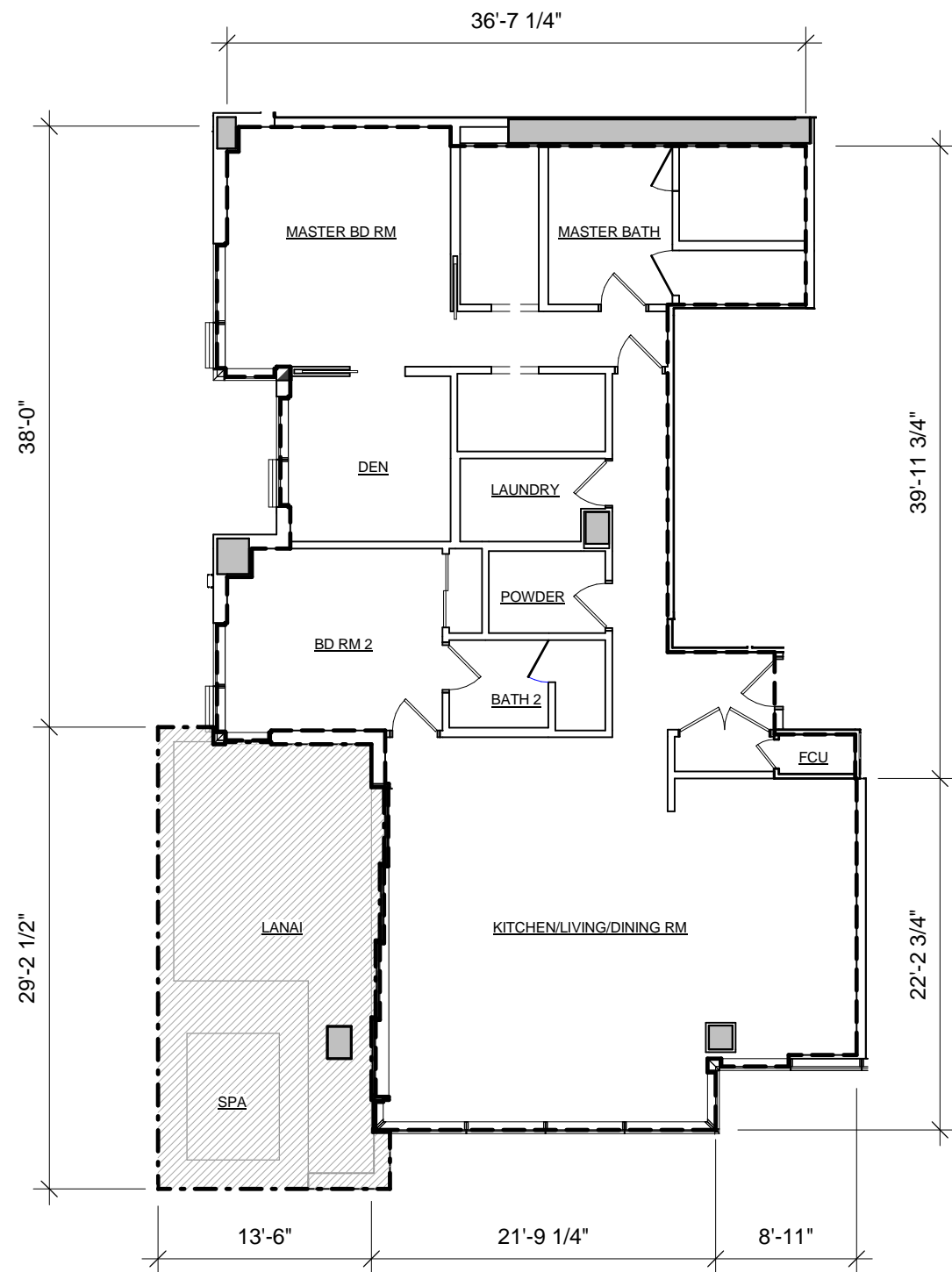
NOTE:  
THIS SHEET, IS INTENDED ONLY TO SHOW THE LAYOUT, LOCATION, UNIT  
NUMBERS AND DIMENSIONS OF UNITS, AND OTHER INFORMATION REQUIRED  
BY SECTION 514B-33, HAWAII REVISED STATUTES, AS AMENDED, AND IS NOT  
INTENDED AND SHALL NOT BE DEEMED TO CONTAIN ANY REPRESENTATION  
OR WARRANTY WHATSOEVER





*Benjamin Woo*

UNIT TYPE 2J-1  
Date:  
January 23, 2016

Sheet Number:  
CPR - 4.40A



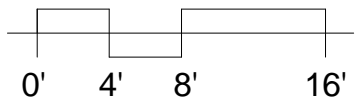
**LEGEND**

-  RU : RESIDENTIAL UNIT
-  I-LCE : INDIVIDUAL LIMITED COMMON ELEMENT

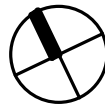
**UNIT TYPE 2J-2-L3**  
**2 BED / 2.5 BATH / DEN / LAUNDRY**

**3301**

**NET LIVING AREA      1851 SF**  
**LANAI AREA              393 SF**



SCALE: 3/32" = 1'-0"



RESIDENTIAL DEVELOPER  
AMX PARTNERS, LLC  
1288 Ala Moana Blvd.  
Suite 208  
Honolulu, HI 96814

ARCHITECT OF RECORD  
BENJAMIN WOO ARCHITECTS  
1240 Ala Moana Blvd.  
Suite 540  
Honolulu, Hawaii 96814



1388 Ala Moana Boulevard  
Honolulu, HI 96814  
TMK: 2-3-038 : 13

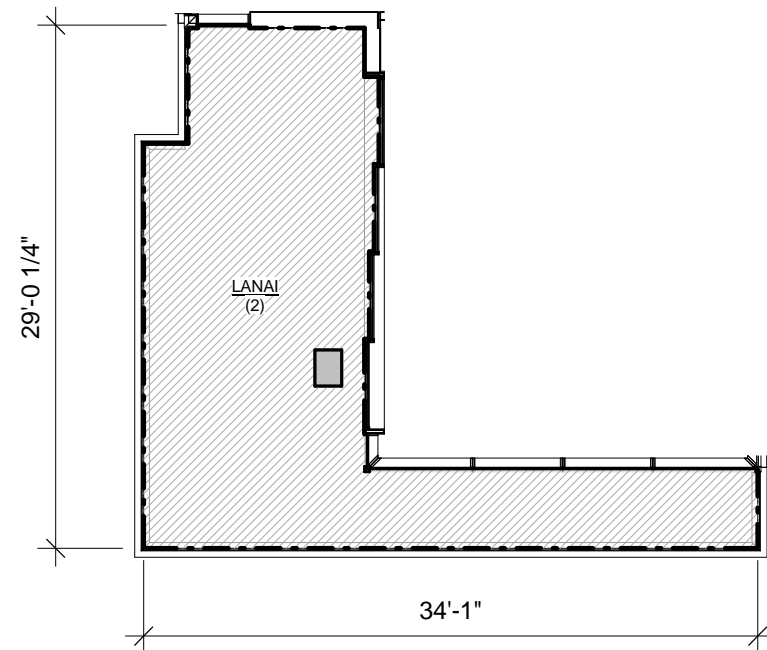
NOTE:  
THIS SHEET, IS INTENDED ONLY TO SHOW THE LAYOUT, LOCATION, UNIT  
NUMBERS AND DIMENSIONS OF UNITS, AND OTHER INFORMATION REQUIRED  
BY SECTION 514B-33, HAWAII REVISED STATUTES, AS AMENDED, AND IS NOT  
INTENDED AND SHALL NOT BE DEEMED TO CONTAIN ANY REPRESENTATION  
OR WARRANTY WHATSOEVER



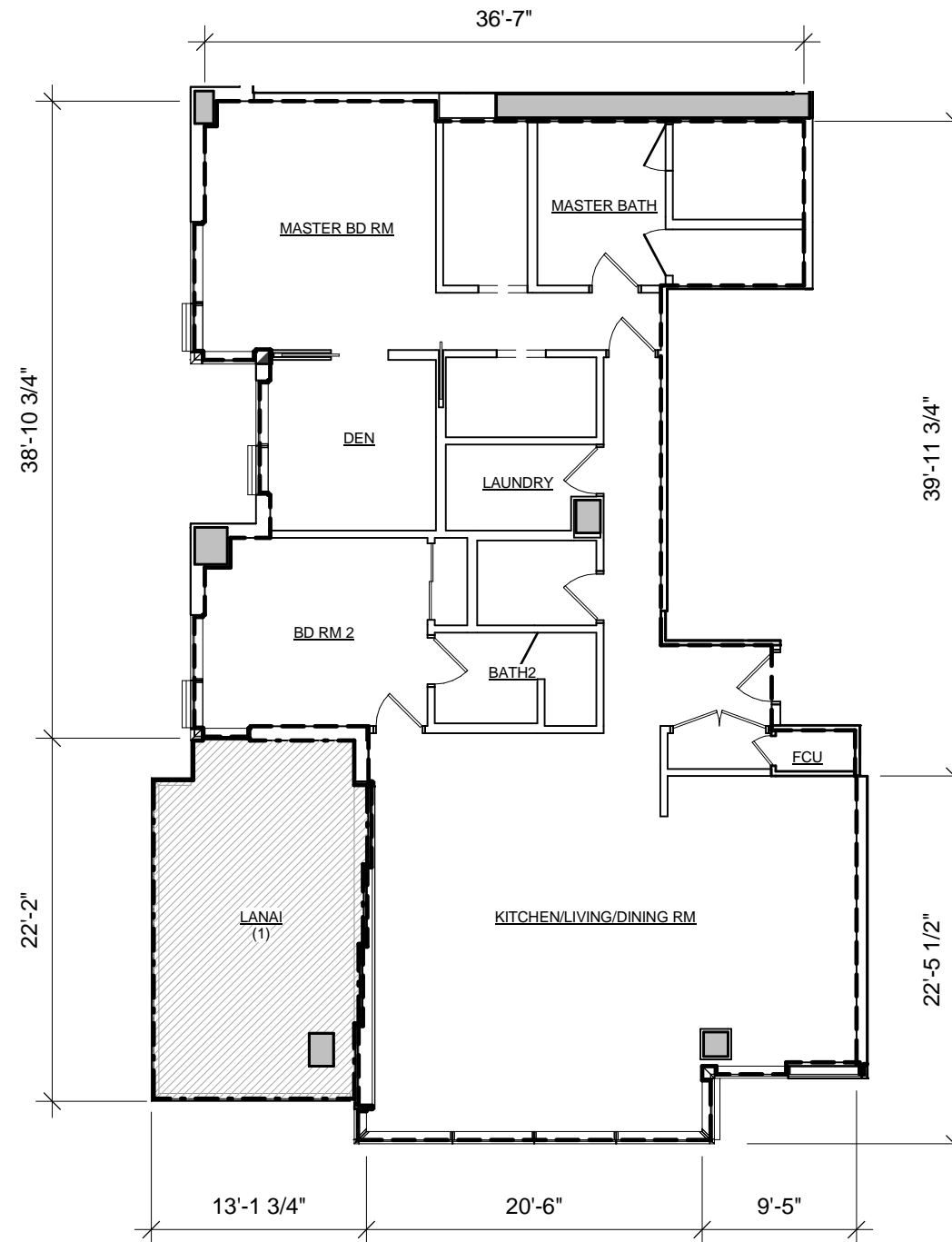
*Benjamin Woo*

UNIT TYPE 2J-2-L3  
Date:  
January 23, 2016

Sheet Number:  
**CPR - 4.41**





**LANAI  
(2)  
3501  
3701**



**LANAI  
(1)  
3401  
3601**

**LEGEND**

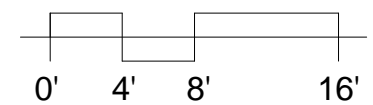
-  RU : RESIDENTIAL UNIT
-  I-LCE : INDIVIDUAL LIMITED COMMON ELEMENT

**UNIT TYPE 2J-2  
2 BED / 2.5 BATH / DEN / LAUNDRY**

**3401, 3501, 3601\*, 3701\***

NET LIVING AREA	1852 SF
LANAI AREA (1)	267 SF
OR	
(2)	439 SF

**\* SEE CPR-4.42B FOR 3600/3601  
3700/3701 COMBO PLAN**



SCALE: 3/32" = 1'-0"



**RESIDENTIAL DEVELOPER**

AMX PARTNERS, LLC  
1288 Ala Moana Blvd.  
Suite 208  
Honolulu, HI 96814

**ARCHITECT OF RECORD**

BENJAMIN WOO ARCHITECTS  
1240 Ala Moana Blvd.  
Suite 540  
Honolulu, Hawaii 96814



1388 Ala Moana Boulevard  
Honolulu, HI 96814  
TMK: 2-3-038 : 13

NOTE:  
THIS SHEET, IS INTENDED ONLY TO SHOW THE LAYOUT, LOCATION, UNIT  
NUMBERS AND DIMENSIONS OF UNITS, AND OTHER INFORMATION REQUIRED  
BY SECTION 514B-33, HAWAII REVISED STATUTES, AS AMENDED, AND IS NOT  
INTENDED AND SHALL NOT BE DEEMED TO CONTAIN ANY REPRESENTATION  
OR WARRANTY WHATSOEVER



*Benjamin Woo*

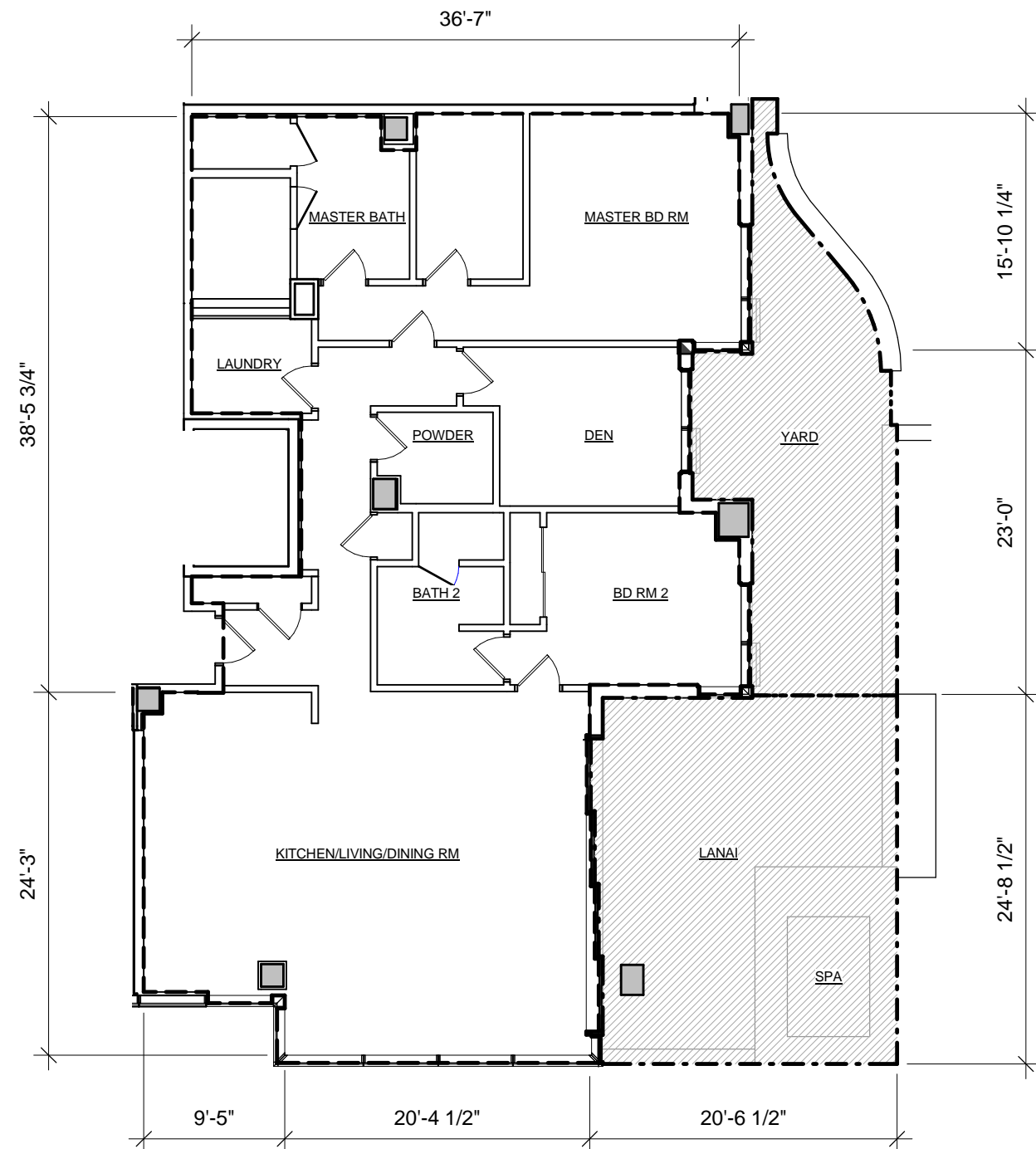
**UNIT TYPE 2J-2**

Date:  
January 23, 2016


Sheet Number:

**CPR - 4.41A**





### LEGEND



RU : RESIDENTIAL UNIT



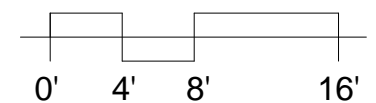
I-LCE : INDIVIDUAL LIMITED COMMON ELEMENT

### UNIT TYPE 2J-3-L3

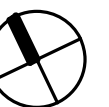
2 BED / 2.5 BATH / DEN / LAUNDRY

3300

NET LIVING AREA	1982 SF
LANAI AREA	491 SF
PRIVATE YARD AREA	310 SF



SCALE: 3/32" = 1'-0"



#### RESIDENTIAL DEVELOPER

AMX PARTNERS, LLC  
1288 Ala Moana Blvd.  
Suite 208  
Honolulu, HI 96814

#### ARCHITECT OF RECORD

BENJAMIN WOO ARCHITECTS  
1240 Ala Moana Blvd.  
Suite 540  
Honolulu, Hawaii 96814



1388 Ala Moana Boulevard  
Honolulu, HI 96814  
TMK: 2-3-038 : 13

NOTE:  
THIS SHEET, IS INTENDED ONLY TO SHOW THE LAYOUT, LOCATION, UNIT  
NUMBERS AND DIMENSIONS OF UNITS, AND OTHER INFORMATION REQUIRED  
BY SECTION 514B-33, HAWAII REVISED STATUTES, AS AMENDED, AND IS NOT  
INTENDED AND SHALL NOT BE DEEMED TO CONTAIN ANY REPRESENTATION  
OR WARRANTY WHATSOEVER



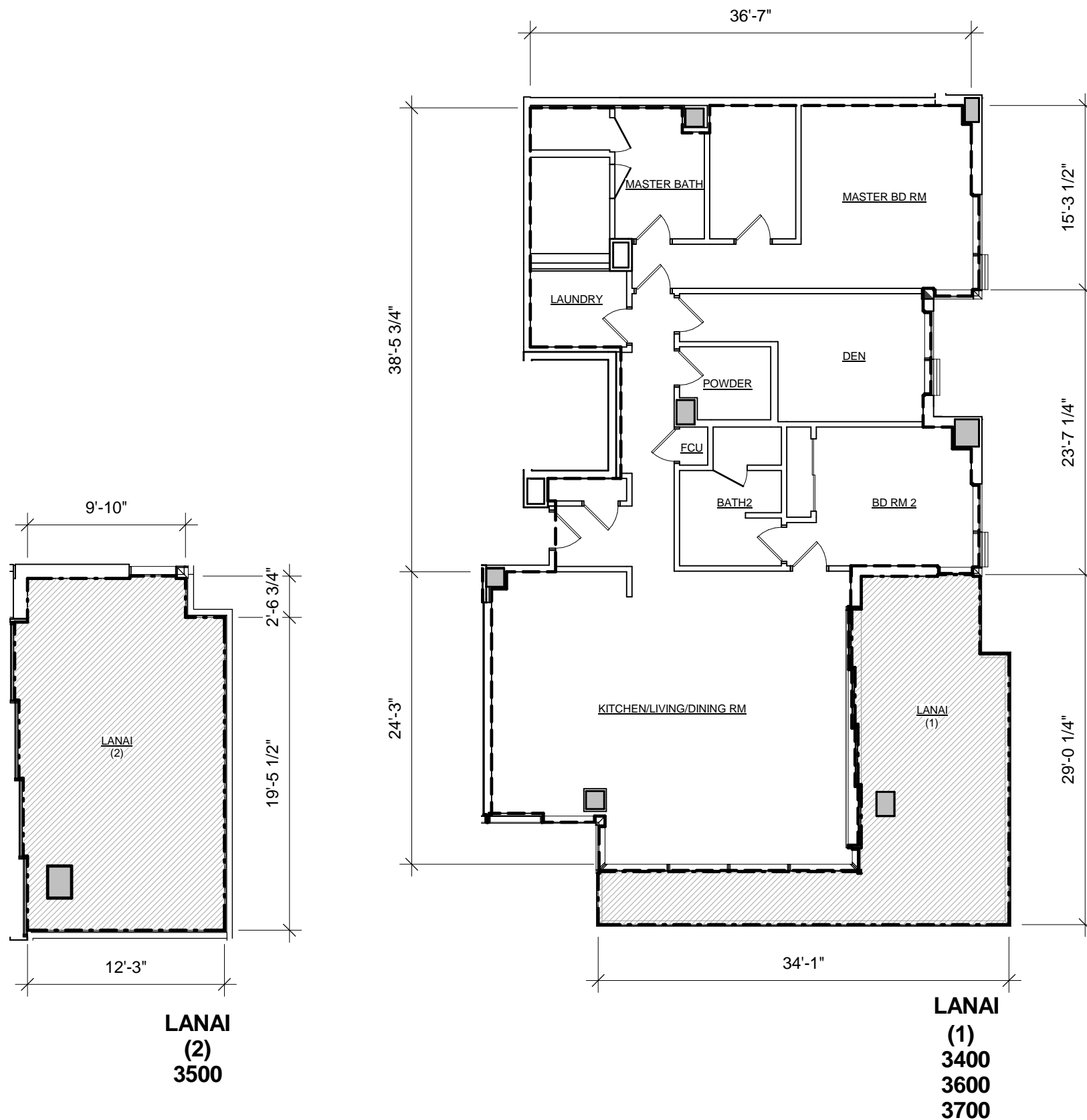
*Benjamin Woo*

#### UNIT TYPE 2J-3-L3

Date:  
January 23, 2016

Sheet Number:

CPR - 4.42



**LEGEND**

[Dashed Line] RU : RESIDENTIAL UNIT

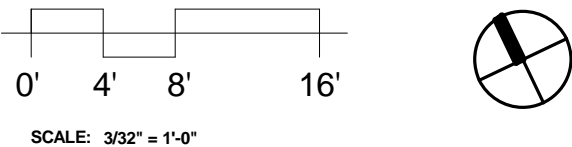
[Hatched Box] I-LCE : INDIVIDUAL LIMITED COMMON ELEMENT

**UNIT TYPE 2J-3**  
**2 BED / 2.5 BATH / DEN / LAUNDRY**

3400, 3500, 3600\*, 3700\*

NET LIVING AREA		1974 SF
LANAI AREA	(1)	439 SF
	OR	
	(2)	267 SF

\* SEE CPR-4.42B FOR 3600/3601  
3700/3701 COMBO PLAN



RESIDENTIAL DEVELOPER  
AMX PARTNERS, LLC  
1288 Ala Moana Blvd.  
Suite 208  
Honolulu, HI 96814

ARCHITECT OF RECORD  
BENJAMIN WOO ARCHITECTS  
1240 Ala Moana Blvd.  
Suite 540  
Honolulu, Hawaii 96814



**PARK LANE**  
ALA MOANA

1388 Ala Moana Boulevard  
Honolulu, HI 96814  
TMK: 2-3-038 : 13

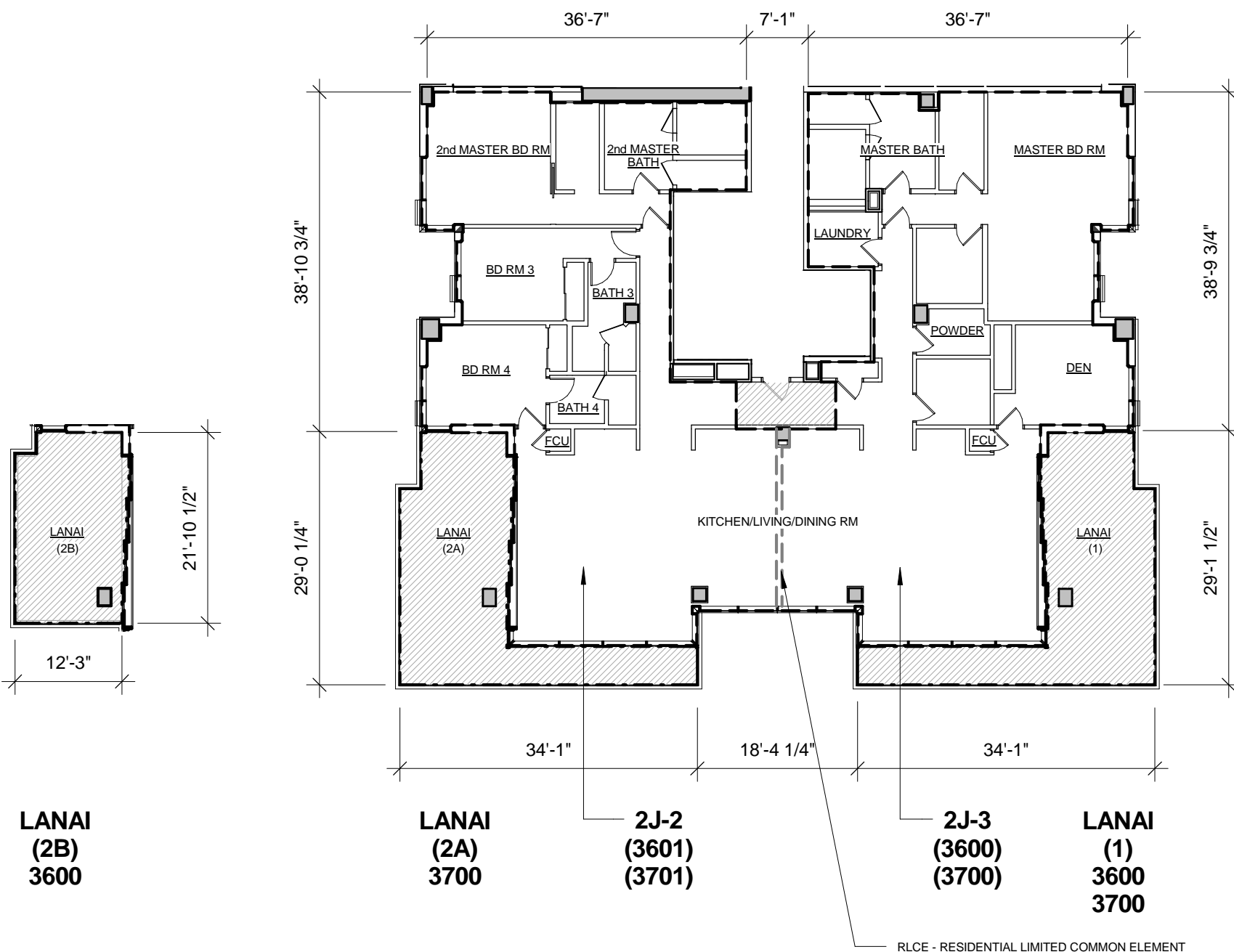
NOTE:  
THIS SHEET, IS INTENDED ONLY TO SHOW THE LAYOUT, LOCATION, UNIT  
NUMBERS AND DIMENSIONS OF UNITS, AND OTHER INFORMATION REQUIRED  
BY SECTION 514B-33, HAWAII REVISED STATUTES, AS AMENDED, AND IS NOT  
INTENDED AND SHALL NOT BE DEEMED TO CONTAIN ANY REPRESENTATION  
OR WARRANTY WHATSOEVER



*Benjamin Woo*

**UNIT TYPE 2J-3**  
Date:  
January 23, 2016

Sheet Number:  
**CPR - 4.42A**



LEGEND


- RU : RESIDENTIAL UNIT
- I-LCE : INDIVIDUAL LIMITED COMMON ELEMENT

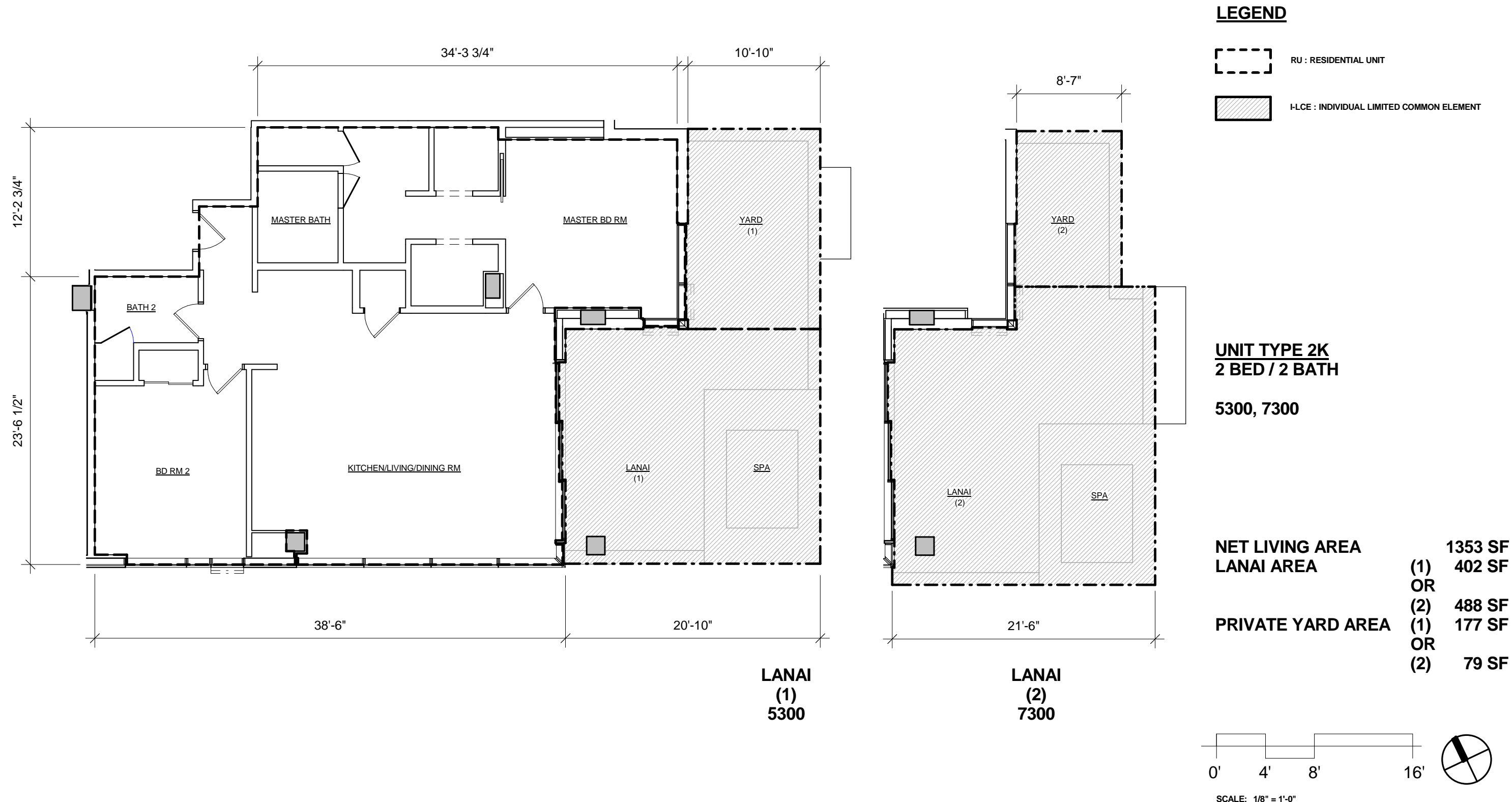
( ) INDICATES THE PREVIOUS UNIT TYPE NAME AND ROOM NUMBER AS DEPICTED UNDER THE ORIGINAL (OR AMENDED) CONDOMINIUM MAP. FILED TOGETHER WITH THE DECLARATION OF CONDOMINIUM PROPERTY REGINE FILED AS DOCUMENT NO. T-9066276

3600/3601 + 3700/3701 COMBO  
4 BED / 4.5 BATH / DEN / LAUNDRY

UNITS 3600 & 3601 / UNITS 3700 & 3701

NET LIVING AREA	3826 SF
LANAI AREA (TOTAL)	
3600/3601	706 SF
3700/3701	878 SF





RESIDENTIAL DEVELOPER  
AMX PARTNERS, LLC  
1288 Ala Moana Blvd.  
Suite 208  
Honolulu, HI 96814

ARCHITECT OF RECORD  
BENJAMIN WOO ARCHITECTS  
1240 Ala Moana Blvd.  
Suite 540  
Honolulu, Hawaii 96814



1388 Ala Moana Boulevard  
Honolulu, HI 96814  
TMK: 2-3-038 : 13

NOTE:  
THIS SHEET, IS INTENDED ONLY TO SHOW THE LAYOUT, LOCATION, UNIT  
NUMBERS AND DIMENSIONS OF UNITS, AND OTHER INFORMATION REQUIRED  
BY SECTION 514B-33, HAWAII REVISED STATUTES, AS AMENDED, AND IS NOT  
INTENDED AND SHALL NOT BE DEEMED TO CONTAIN ANY REPRESENTATION  
OR WARRANTY WHATSOEVER



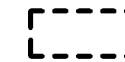
*Benjamin Woo*

UNIT TYPE 2K  
Date:  
January 23, 2016

Sheet Number:  
CPR - 4.43



**LEGEND**



RU : RESIDENTIAL UNIT

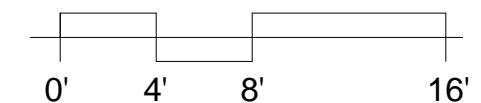


I-LCE : INDIVIDUAL LIMITED COMMON ELEMENT

**UNIT TYPE 3A**  
**3 BED / 3.5 BATH / LAUNDRY**

**5705, 5805**

**NET LIVING AREA      2709 SF**  
**LANAI AREA            358 SF**



SCALE: 1/8" = 1'-0"



**RESIDENTIAL DEVELOPER**

AMX PARTNERS, LLC  
1288 Ala Moana Blvd.  
Suite 208  
Honolulu, HI 96814

**ARCHITECT OF RECORD**

BENJAMIN WOO ARCHITECTS  
1240 Ala Moana Blvd.  
Suite 540  
Honolulu, Hawaii 96814



1388 Ala Moana Boulevard  
Honolulu, HI 96814  
TMK: 2-3-038 : 13

NOTE:  
THIS SHEET, IS INTENDED ONLY TO SHOW THE LAYOUT, LOCATION, UNIT  
NUMBERS AND DIMENSIONS OF UNITS, AND OTHER INFORMATION REQUIRED  
BY SECTION 514B-33, HAWAII REVISED STATUTES, AS AMENDED, AND IS NOT  
INTENDED AND SHALL NOT BE DEEMED TO CONTAIN ANY REPRESENTATION  
OR WARRANTY WHATSOEVER



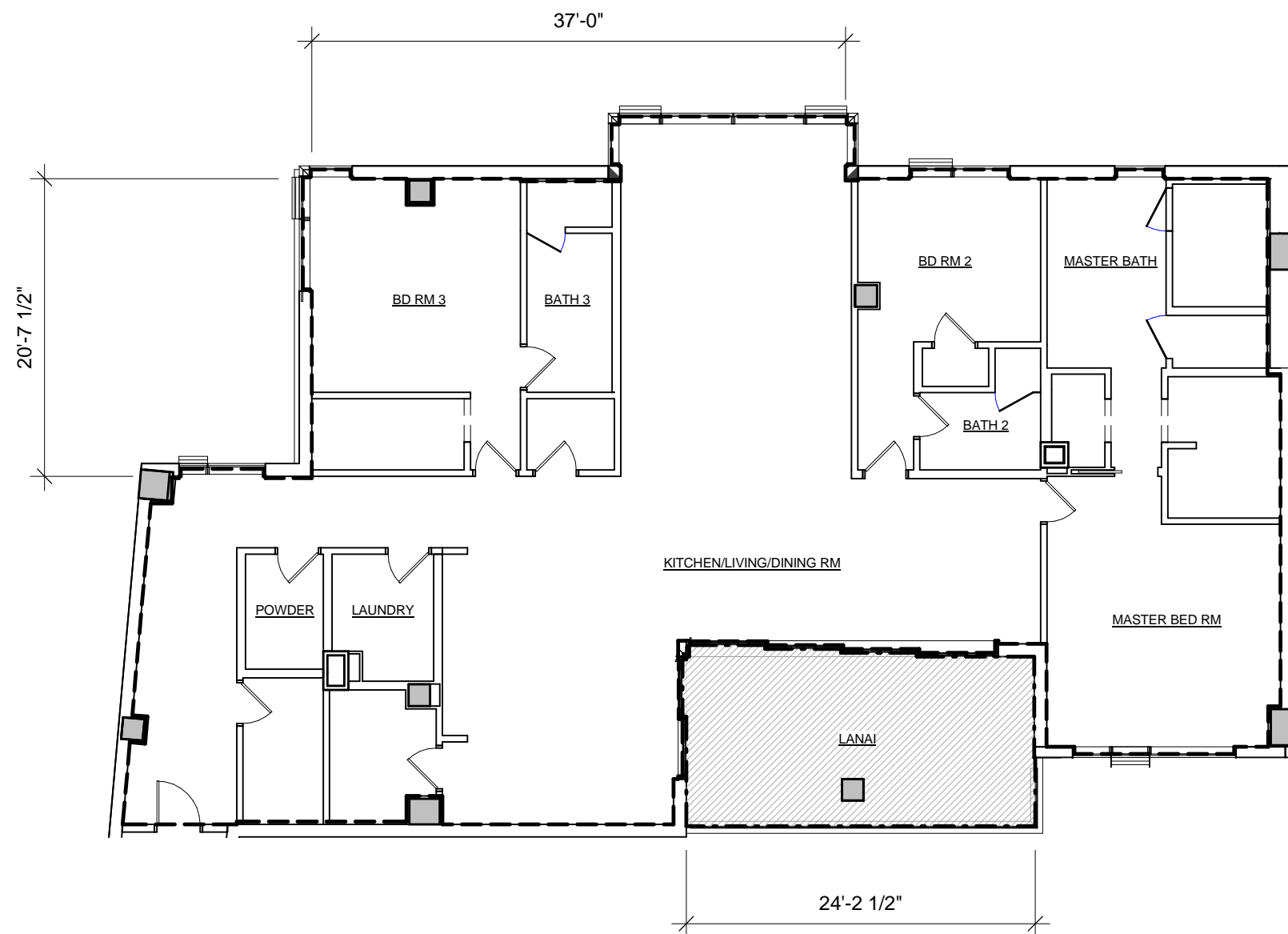
*Benjamin Woo*

**UNIT TYPE 3A**

Date:  
January 23, 2016

Sheet Number:

**CPR - 4.44**



**LEGEND**



RU : RESIDENTIAL UNIT

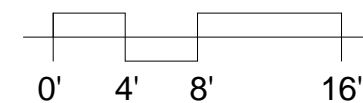


I-LCE : INDIVIDUAL LIMITED COMMON ELEMENT

**UNIT TYPE 3A-1**  
**3 BED / 3.5 BATH / LAUNDRY**

**2706, 2806**

**NET LIVING AREA      2955 SF**  
**LANAI AREA            291 SF**



SCALE: 3/32" = 1'-0"



**RESIDENTIAL DEVELOPER**

AMX PARTNERS, LLC  
1288 Ala Moana Blvd.  
Suite 208  
Honolulu, HI 96814

**ARCHITECT OF RECORD**

BENJAMIN WOO ARCHITECTS  
1240 Ala Moana Blvd.  
Suite 540  
Honolulu, Hawaii 96814



1388 Ala Moana Boulevard  
Honolulu, HI 96814  
TMK: 2-3-038 : 13

NOTE:  
THE CONDOMINIUM MAP FOR THE CONDOMINIUM PROJECT, WHICH INCLUDES  
THIS SHEET, IS INTENDED ONLY TO SHOW THE LAYOUT, LOCATION, UNIT  
NUMBERS AND DIMENSIONS OF UNITS, AND OTHER INFORMATION REQUIRED  
BY SECTION 514B-33, HAWAII REVISED STATUTES, AS AMENDED, AND IS NOT  
INTENDED AND SHALL NOT BE DEEMED TO CONTAIN ANY REPRESENTATION  
OR WARRANTY WHATSOEVER



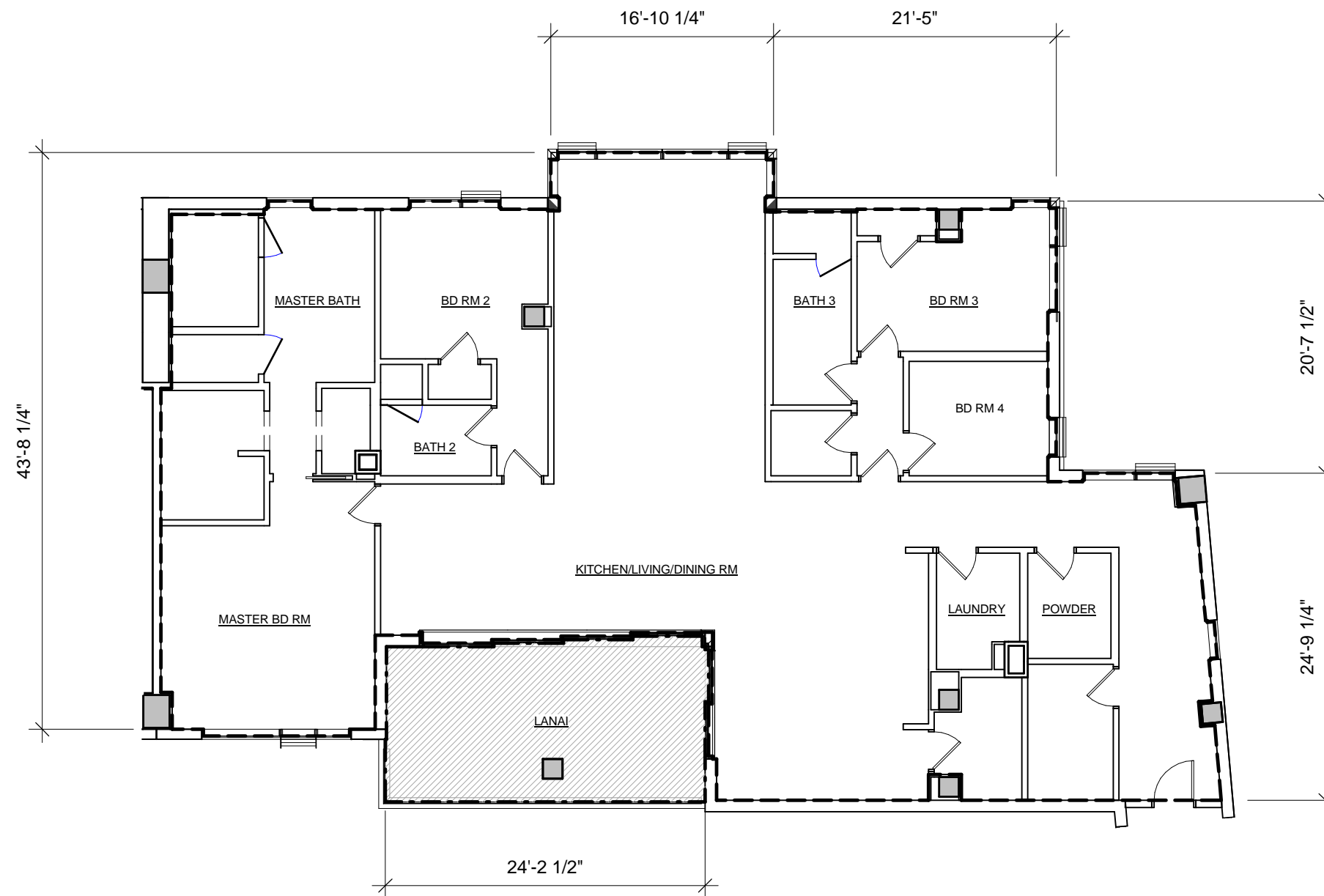
*Benjamin Woo*

**UNIT TYPE 3A-1**

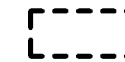
Date:  
January 23, 2016

Sheet Number:

**CPR - 4.45**



**LEGEND**



RU : RESIDENTIAL UNIT

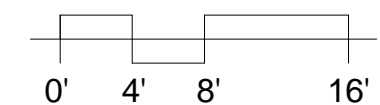


I-LCE : INDIVIDUAL LIMITED COMMON ELEMENT

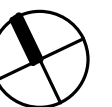
**UNIT TYPE 3A-2**  
**4 BED / 3.5 BATH / LAUNDRY**

**3707, 3807**

**NET LIVING AREA      2961 SF**  
**LANAI AREA            291 SF**



SCALE: 3/32" = 1'-0"



**RESIDENTIAL DEVELOPER**

AMX PARTNERS, LLC  
1288 Ala Moana Blvd.  
Suite 208  
Honolulu, HI 96814

**ARCHITECT OF RECORD**

BENJAMIN WOO ARCHITECTS  
1240 Ala Moana Blvd.  
Suite 540  
Honolulu, Hawaii 96814



1388 Ala Moana Boulevard  
Honolulu, HI 96814  
TMK: 2-3-038 : 13

NOTE:  
THE CONDOMINIUM MAP FOR THE CONDOMINIUM PROJECT, WHICH INCLUDES  
THIS SHEET, IS INTENDED ONLY TO SHOW THE LAYOUT, LOCATION, UNIT  
NUMBERS AND DIMENSIONS OF UNITS, AND OTHER INFORMATION REQUIRED  
BY SECTION 514B-33, HAWAII REVISED STATUTES, AS AMENDED, AND IS NOT  
INTENDED AND SHALL NOT BE DEEMED TO CONTAIN ANY REPRESENTATION  
OR WARRANTY WHATSOEVER



*Benjamin Woo*

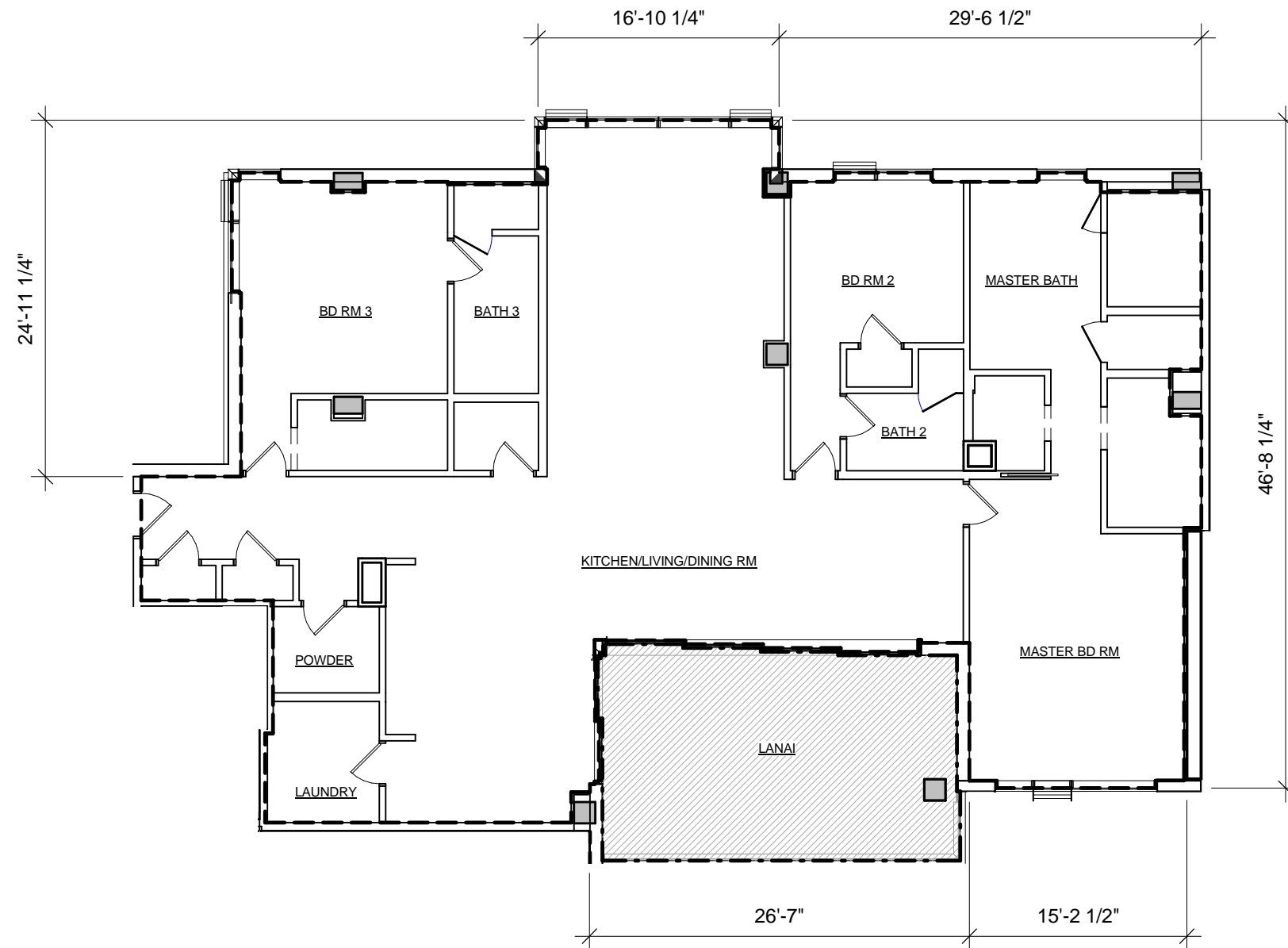
**UNIT TYPE 3A-2**

Date:  
January 23, 2016

Sheet Number:

**CPR - 4.46**





**LEGEND**



RU : RESIDENTIAL UNIT

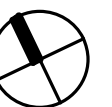
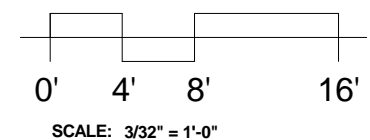


ILCE : INDIVIDUAL LIMITED COMMON ELEMENT

**UNIT TYPE 3A-3**  
**3 BED / 3.5 BATH / LAUNDRY**

**3704, 3804**

**NET LIVING AREA      2716 SF**  
**LANAI AREA            365 SF**



**RESIDENTIAL DEVELOPER**

AMX PARTNERS, LLC  
1288 Ala Moana Blvd.  
Suite 208  
Honolulu, HI 96814

**ARCHITECT OF RECORD**

BENJAMIN WOO ARCHITECTS  
1240 Ala Moana Blvd.  
Suite 540  
Honolulu, Hawaii 96814



1388 Ala Moana Boulevard  
Honolulu, HI 96814  
TMK: 2-3-038 : 13

NOTE:  
THIS SHEET, IS INTENDED ONLY TO SHOW THE LAYOUT, LOCATION, UNIT  
NUMBERS AND DIMENSIONS OF UNITS, AND OTHER INFORMATION REQUIRED  
BY SECTION 514B-33, HAWAII REVISED STATUTES, AS AMENDED, AND IS NOT  
INTENDED AND SHALL NOT BE DEEMED TO CONTAIN ANY REPRESENTATION  
OR WARRANTY WHATSOEVER



*Benjamin Woo*

**UNIT TYPE 3A-3**


Date:  
January 23, 2016

Sheet Number:

**CPR - 4.47**



### LEGEND



RU : RESIDENTIAL UNIT

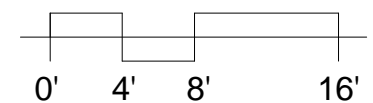


I-LCE : INDIVIDUAL LIMITED COMMON ELEMENT

### UNIT TYPE 3A-4 3 BED / 3.5 BATH / LAUNDRY

5704, 5804

NET LIVING AREA 2755 SF  
LANAI AREA 365 SF



SCALE: 3/32" = 1'-0"



#### RESIDENTIAL DEVELOPER

AMX PARTNERS, LLC  
1288 Ala Moana Blvd.  
Suite 208  
Honolulu, HI 96814

#### ARCHITECT OF RECORD

BENJAMIN WOO ARCHITECTS  
1240 Ala Moana Blvd.  
Suite 540  
Honolulu, Hawaii 96814



1388 Ala Moana Boulevard  
Honolulu, HI 96814  
TMK: 2-3-038 : 13

NOTE:  
THIS SHEET, IS INTENDED ONLY TO SHOW THE LAYOUT, LOCATION, UNIT  
NUMBERS AND DIMENSIONS OF UNITS, AND OTHER INFORMATION REQUIRED  
BY SECTION 514B-33, HAWAII REVISED STATUTES, AS AMENDED, AND IS NOT  
INTENDED AND SHALL NOT BE DEEMED TO CONTAIN ANY REPRESENTATION  
OR WARRANTY WHATSOEVER



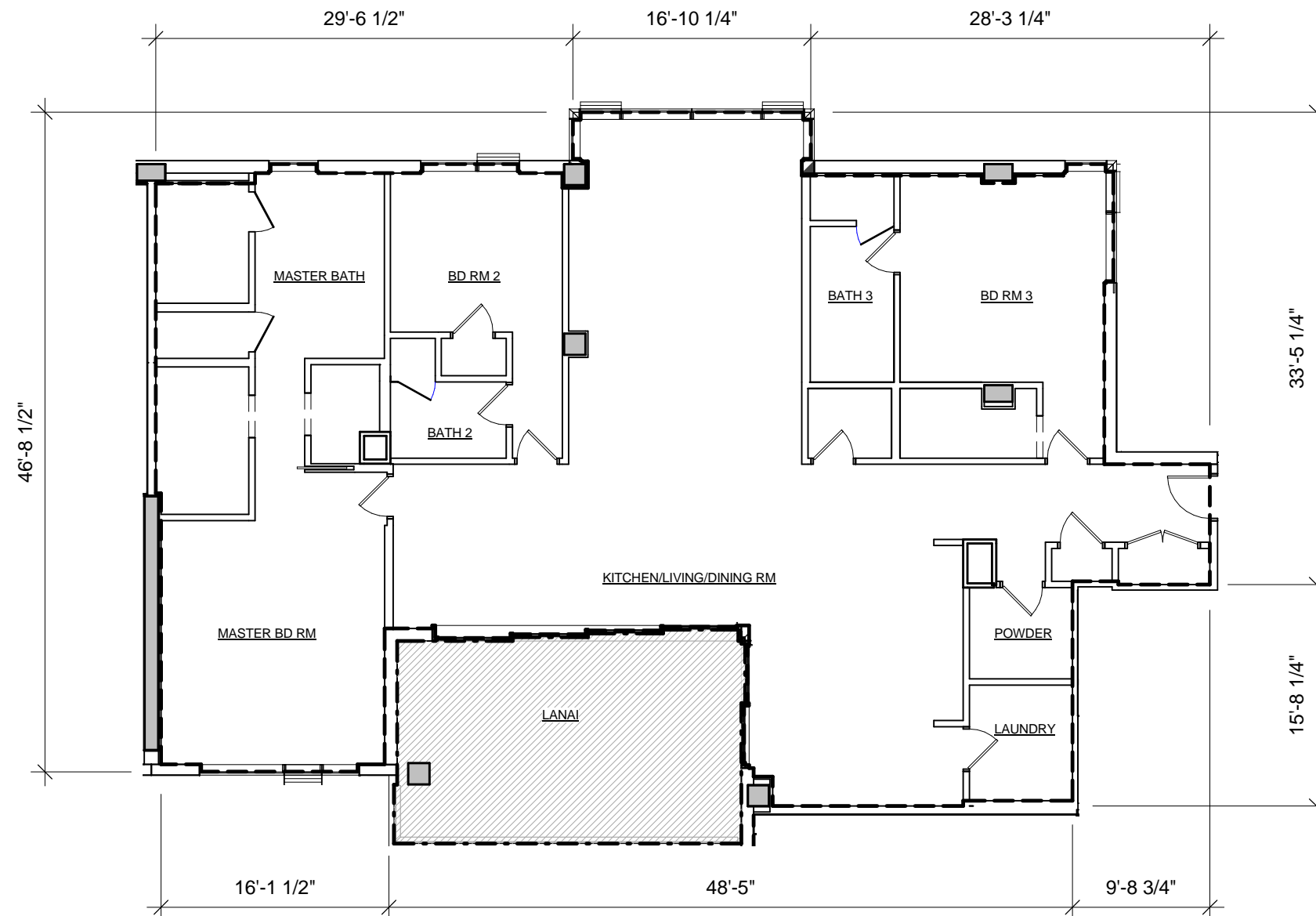
*Benjamin Woo*

#### UNIT TYPE 3A-4

Date:  
January 23, 2016

Sheet Number:

CPR - 4.48



### LEGEND



RU : RESIDENTIAL UNIT

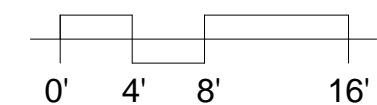


I-LCE : INDIVIDUAL LIMITED COMMON ELEMENT

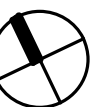
### UNIT TYPE 3A-5 3 BED / 3.5 BATH / LAUNDRY

6705, 6805

NET LIVING AREA 2738 SF  
LANAI AREA 358 SF



SCALE: 3/32" = 1'-0"



#### RESIDENTIAL DEVELOPER

AMX PARTNERS, LLC  
1288 Ala Moana Blvd.  
Suite 208  
Honolulu, HI 96814

#### ARCHITECT OF RECORD

BENJAMIN WOO ARCHITECTS  
1240 Ala Moana Blvd.  
Suite 540  
Honolulu, Hawaii 96814



1388 Ala Moana Boulevard  
Honolulu, HI 96814  
TMK: 2-3-038 : 13

NOTE:  
THIS SHEET, IS INTENDED ONLY TO SHOW THE LAYOUT, LOCATION, UNIT  
NUMBERS AND DIMENSIONS OF UNITS, AND OTHER INFORMATION REQUIRED  
BY SECTION 514B-33, HAWAII REVISED STATUTES, AS AMENDED, AND IS NOT  
INTENDED AND SHALL NOT BE DEEMED TO CONTAIN ANY REPRESENTATION  
OR WARRANTY WHATSOEVER



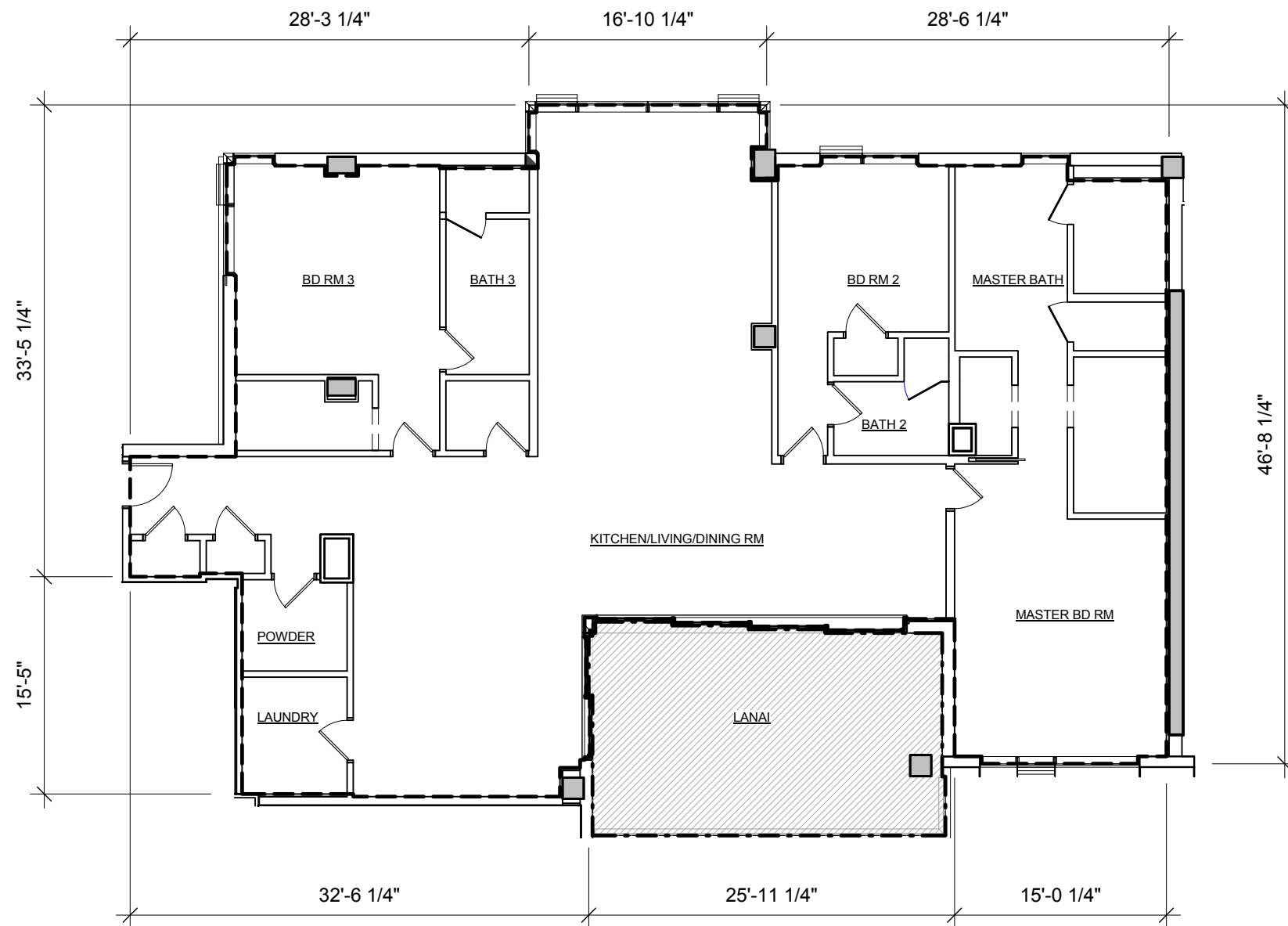
*Benjamin Woo*

#### UNIT TYPE 3A-5

Date:  
January 23, 2016

Sheet Number:

CPR - 4.49



### LEGEND



RU : RESIDENTIAL UNIT

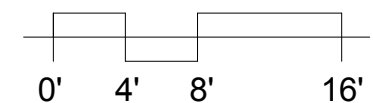


I-LCE : INDIVIDUAL LIMITED COMMON ELEMENT

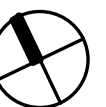
### UNIT TYPE 3A-6 3 BED / 3.5 BATH / LAUNDRY

6704, 6804

NET LIVING AREA 2716 SF  
LANAI AREA 365 SF



SCALE: 3/32" = 1'-0"



#### RESIDENTIAL DEVELOPER

AMX PARTNERS, LLC  
1288 Ala Moana Blvd.  
Suite 208  
Honolulu, HI 96814

#### ARCHITECT OF RECORD

BENJAMIN WOO ARCHITECTS  
1240 Ala Moana Blvd.  
Suite 540  
Honolulu, Hawaii 96814



1388 Ala Moana Boulevard  
Honolulu, HI 96814  
TMK: 2-3-038 : 13

NOTE:  
THIS SHEET, IS INTENDED ONLY TO SHOW THE LAYOUT, LOCATION, UNIT  
NUMBERS AND DIMENSIONS OF UNITS, AND OTHER INFORMATION REQUIRED  
BY SECTION 514B-33, HAWAII REVISED STATUTES, AS AMENDED, AND IS NOT  
INTENDED AND SHALL NOT BE DEEMED TO CONTAIN ANY REPRESENTATION  
OR WARRANTY WHATSOEVER



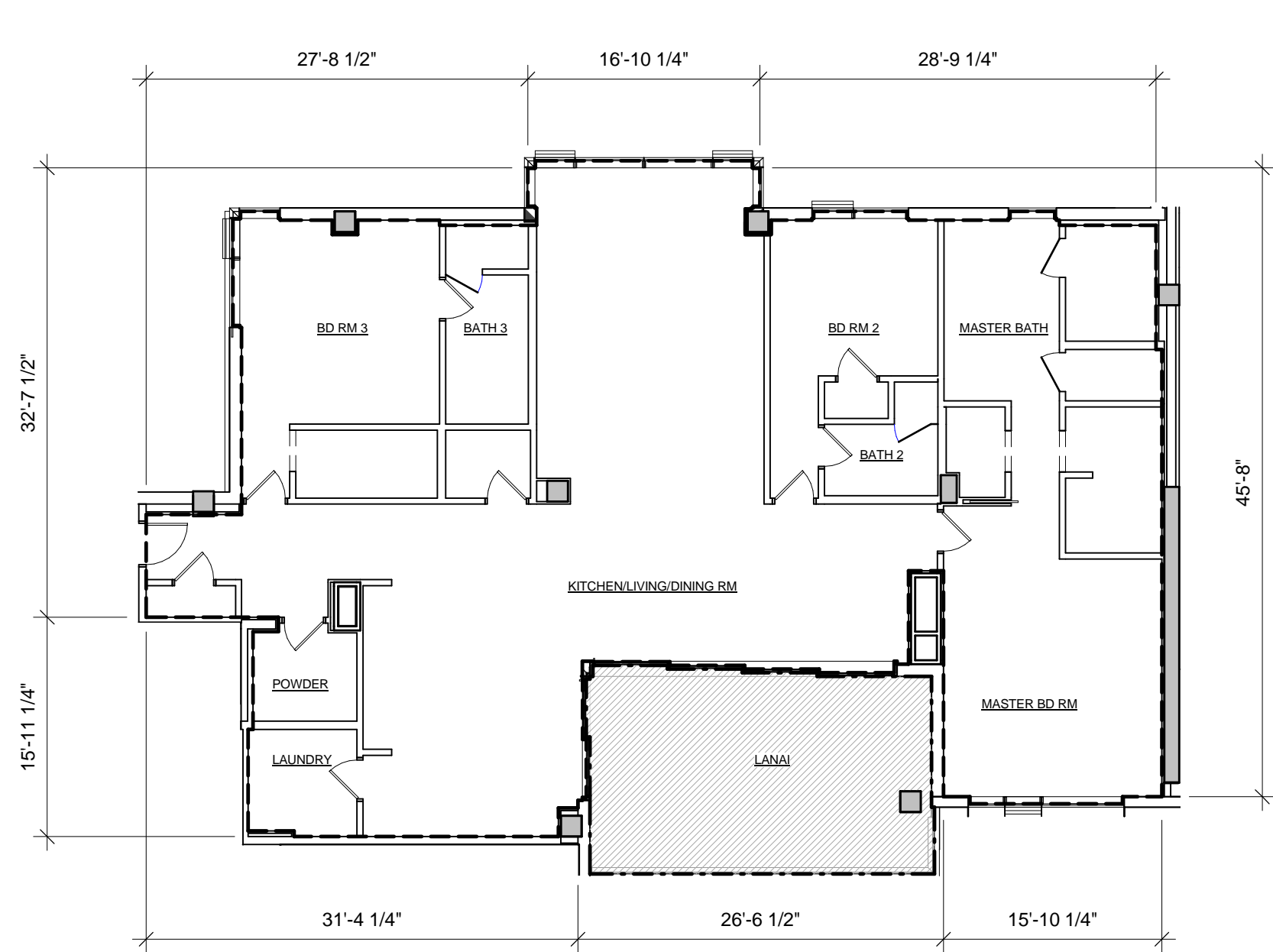
*Benjamin Woo*

#### UNIT TYPE 3A-6

Date:  
January 23, 2016

Sheet Number:

CPR - 4.50



**LEGEND**

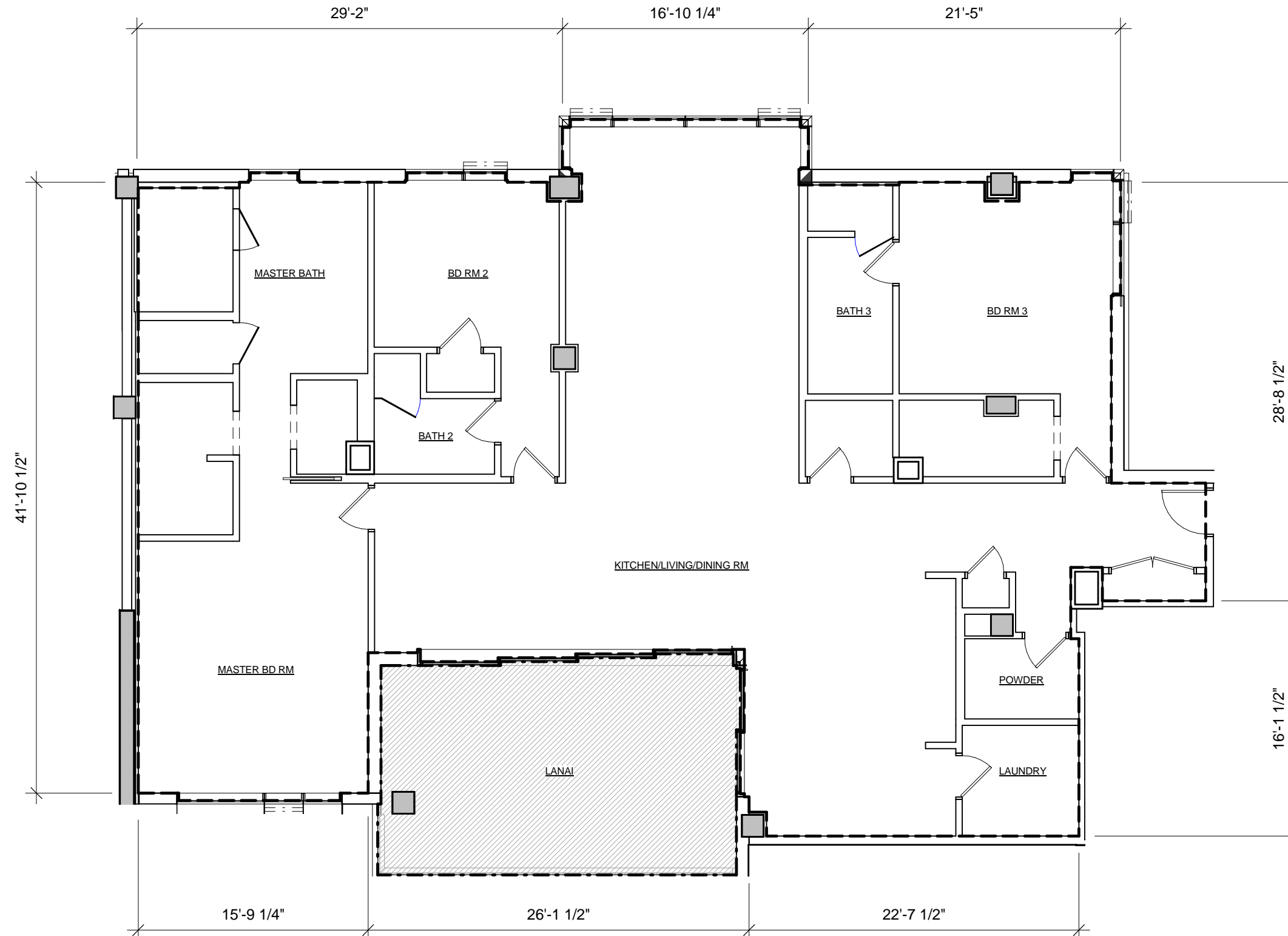
RU : RESIDENTIAL UNIT

I-LCE : INDIVIDUAL LIMITED COMMON ELEMENT

**UNIT TYPE 3A-7**  
**3 BED / 3.5 BATH / LAUNDRY**  
**7704, 7804**

**NET LIVING AREA      2716 SF**  
**LANAI AREA            365 SF**

SCALE: 3/32" = 1'-0"



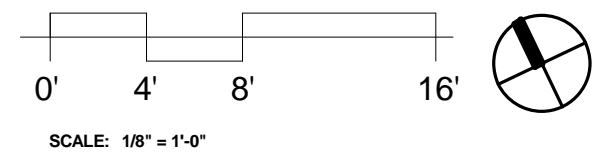
**LEGEND**

RU : RESIDENTIAL UNIT

I-LCE : INDIVIDUAL LIMITED COMMON ELEMENT

**UNIT TYPE 3A-8**  
**3 BED / 3.5 BATH / LAUNDRY**  
**8705, 8805**

**NET LIVING AREA      2713 SF**  
**LANAI AREA            358 SF**



RESIDENTIAL DEVELOPER  
**AMX PARTNERS, LLC**  
1288 Ala Moana Blvd.  
Suite 208  
Honolulu, HI 96814

ARCHITECT OF RECORD  
**BENJAMIN WOO ARCHITECTS**  
1240 Ala Moana Blvd.  
Suite 540  
Honolulu, Hawaii 96814



1388 Ala Moana Boulevard  
Honolulu, HI 96814  
TMK: 2-3-038 : 13

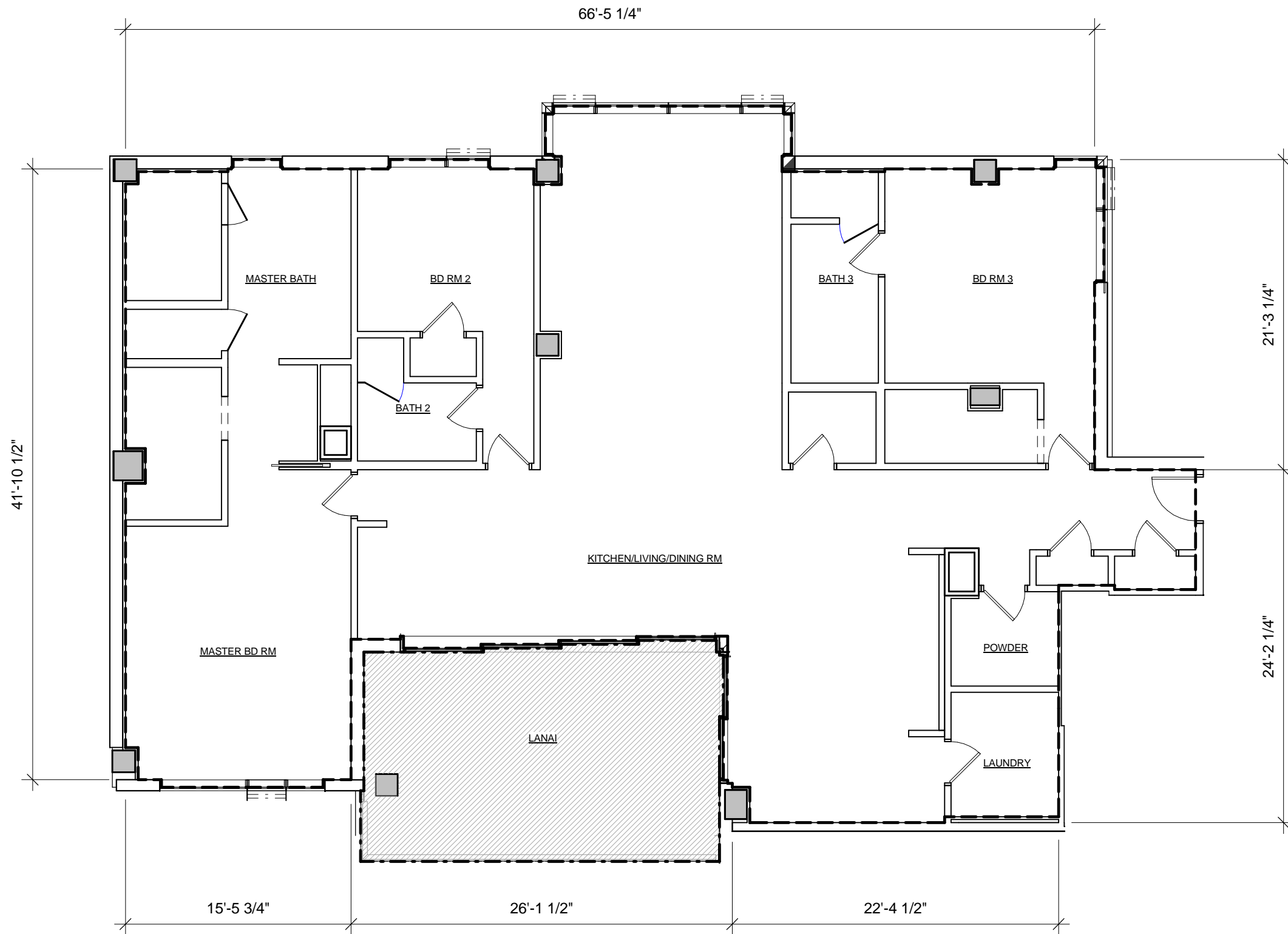
NOTE:  
THIS SHEET, IS INTENDED ONLY TO SHOW THE LAYOUT, LOCATION, UNIT  
NUMBERS AND DIMENSIONS OF UNITS, AND OTHER INFORMATION REQUIRED  
BY SECTION 514B-33, HAWAII REVISED STATUTES, AS AMENDED, AND IS NOT  
INTENDED AND SHALL NOT BE DEEMED TO CONTAIN ANY REPRESENTATION  
OR WARRANTY WHATSOEVER




*Benjamin Woo*

**UNIT TYPE 3A-8**  
  
Date:  
January 23, 2016

Sheet Number:  
**CPR - 4.52**



### LEGEND



RU : RESIDENTIAL UNIT

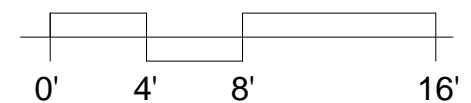


I-LCE : INDIVIDUAL LIMITED COMMON ELEMENT

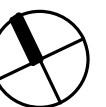
### UNIT TYPE 3A-9 3 BED / 3.5 BATH / LAUNDRY

7705, 7805

NET LIVING AREA 2700 SF  
LANAI AREA 358 SF



SCALE: 1/8" = 1'-0"



#### RESIDENTIAL DEVELOPER

AMX PARTNERS, LLC  
1288 Ala Moana Blvd.  
Suite 208  
Honolulu, HI 96814

#### ARCHITECT OF RECORD

BENJAMIN WOO ARCHITECTS  
1240 Ala Moana Blvd.  
Suite 540  
Honolulu, Hawaii 96814



1388 Ala Moana Boulevard  
Honolulu, HI 96814  
TMK: 2-3-038 : 13

NOTE:  
THIS SHEET, IS INTENDED ONLY TO SHOW THE LAYOUT, LOCATION, UNIT  
NUMBERS AND DIMENSIONS OF UNITS, AND OTHER INFORMATION REQUIRED  
BY SECTION 514B-33, HAWAII REVISED STATUTES, AS AMENDED, AND IS NOT  
INTENDED AND SHALL NOT BE DEEMED TO CONTAIN ANY REPRESENTATION  
OR WARRANTY WHATSOEVER



*Benjamin Woo*

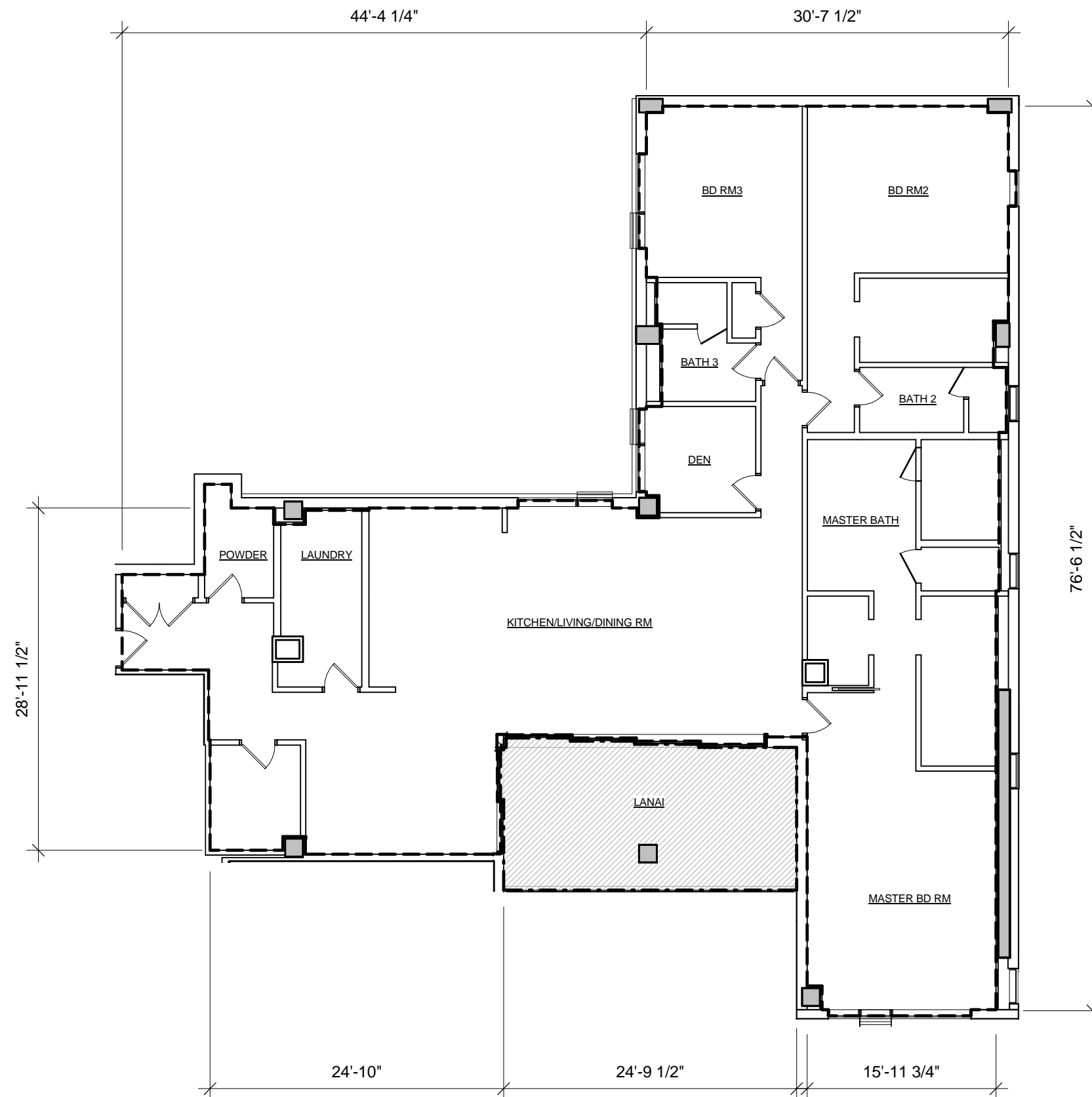
#### UNIT TYPE 3A-9

Date:  
January 23, 2016

Sheet Number:

CPR - 4.53





**LEGEND**



RU : RESIDENTIAL UNIT



I-LCE : INDIVIDUAL LIMITED COMMON ELEMENT

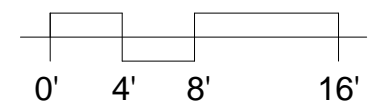
**UNIT TYPE 3B**

**3 BED / 3.5 BATH / DEN / LAUNDRY**

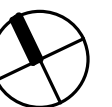
**8604**

**NET LIVING AREA  
LANAI AREA**

**2996 SF  
307 SF**



SCALE: 3/32" = 1'-0"



**RESIDENTIAL DEVELOPER**

AMX PARTNERS, LLC  
1288 Ala Moana Blvd.  
Suite 208  
Honolulu, HI 96814

**ARCHITECT OF RECORD**

BENJAMIN WOO ARCHITECTS  
1240 Ala Moana Blvd.  
Suite 540  
Honolulu, Hawaii 96814



1388 Ala Moana Boulevard  
Honolulu, HI 96814  
TMK: 2-3-038 : 13

NOTE:  
THIS SHEET, IS INTENDED ONLY TO SHOW THE LAYOUT, LOCATION, UNIT  
NUMBERS AND DIMENSIONS OF UNITS, AND OTHER INFORMATION REQUIRED  
BY SECTION 514B-33, HAWAII REVISED STATUTES, AS AMENDED, AND IS NOT  
INTENDED AND SHALL NOT BE DEEMED TO CONTAIN ANY REPRESENTATION  
OR WARRANTY WHATSOEVER



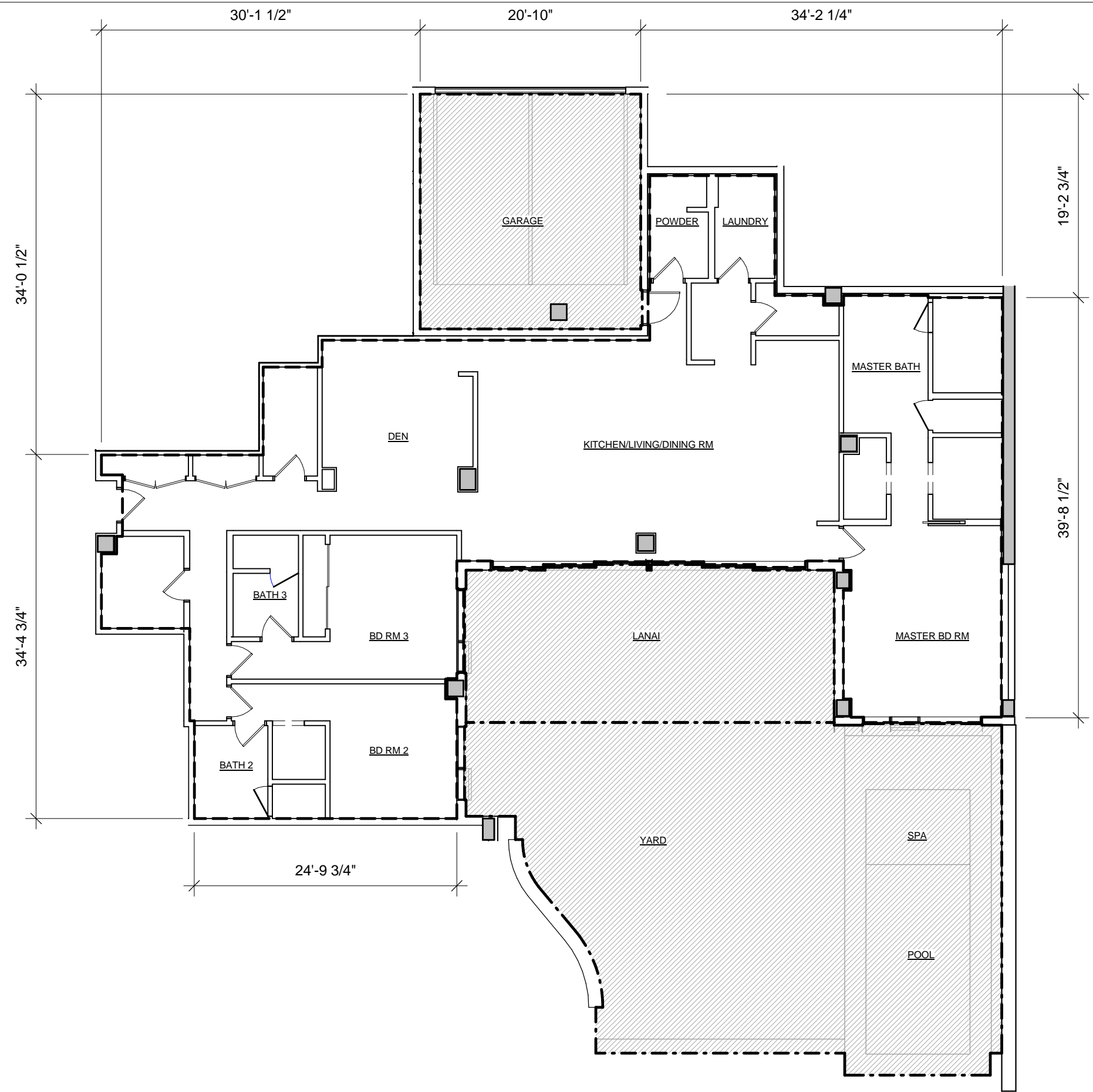
*Benjamin Woo*

**UNIT TYPE 3B**



Date:  
January 23, 2016

Sheet Number:

**CPR - 4.54**

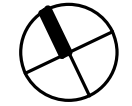
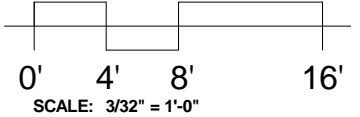


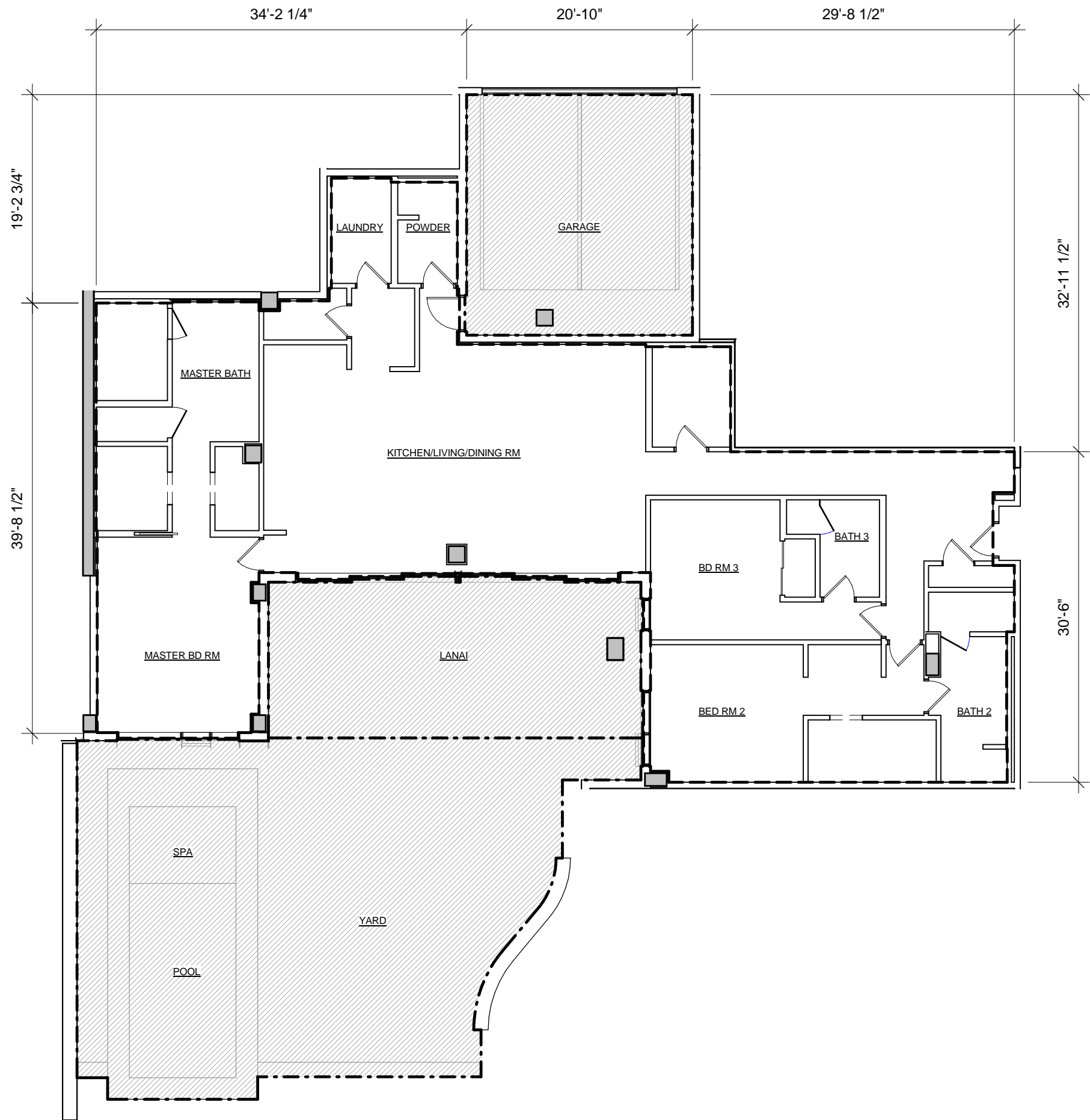
**LEGEND**

-  RU : RESIDENTIAL UNIT
-  I-LCE : INDIVIDUAL LIMITED COMMON ELEMENT

**UNIT TYPE 3E**  
**3 BED / 3.5 BATH / DEN / LAUNDRY**  
  
**3302**

NET LIVING AREA	2753 SF
LANAI AREA	510 SF
PRIVATE YARD AREA	1368 SF
GARAGE AREA	457 SF



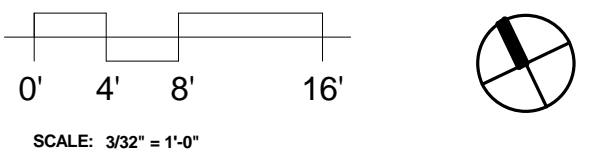


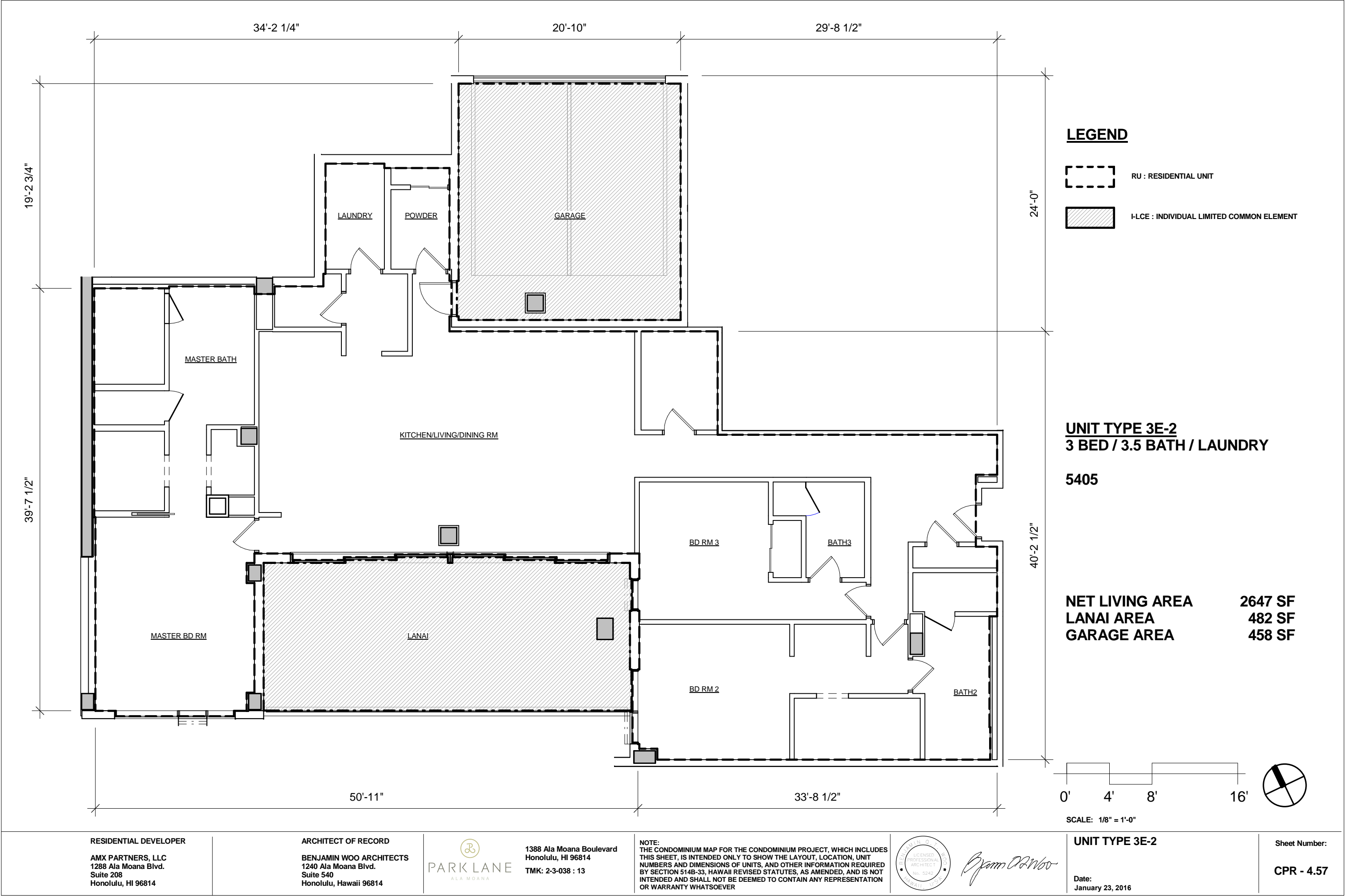
**LEGEND**

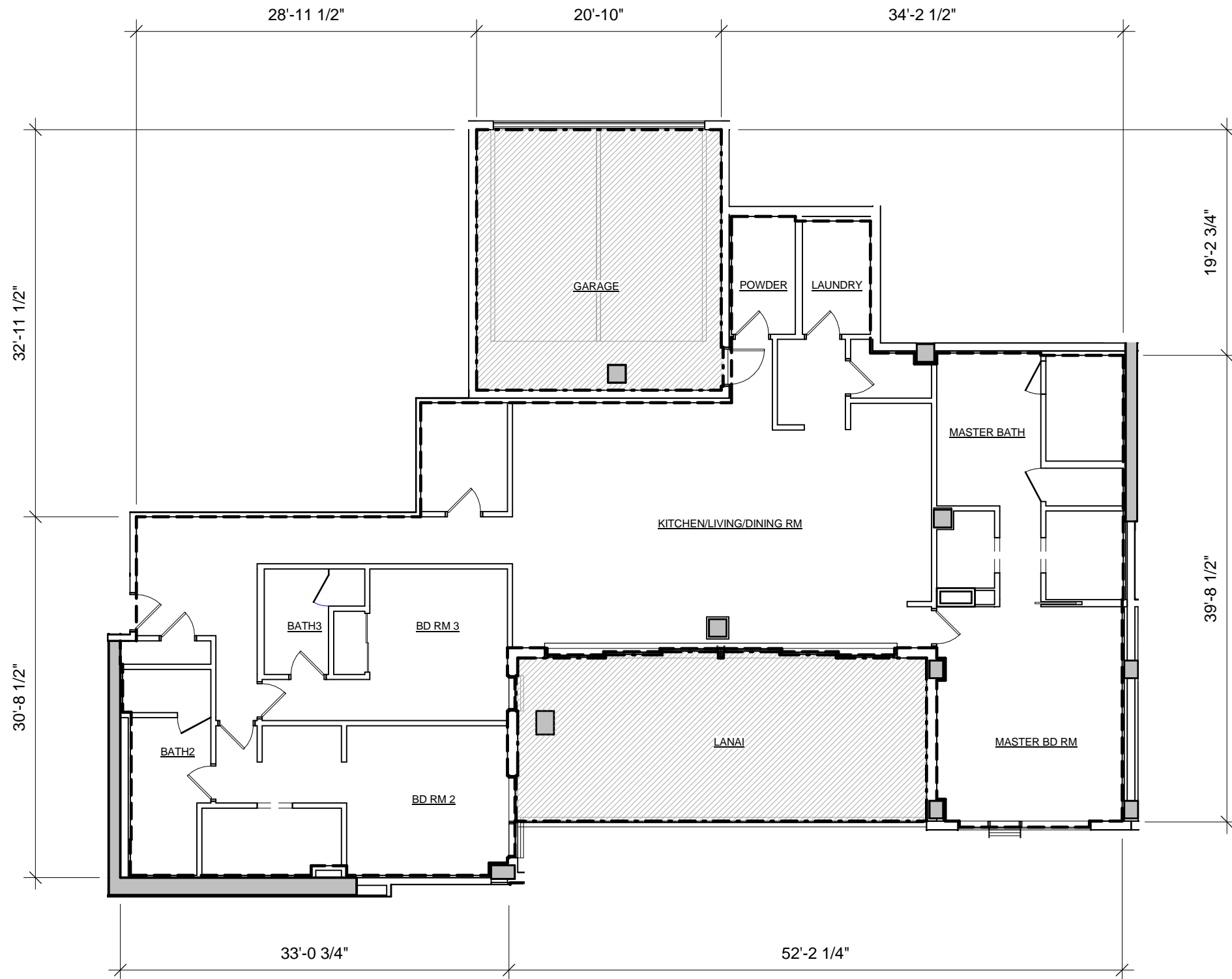
- RU : RESIDENTIAL UNIT
- I-LCE : INDIVIDUAL LIMITED COMMON ELEMENT

**UNIT TYPE 3E-1**  
**3 BED / 3.5 BATH / LAUNDRY**  
**5305**

**NET LIVING AREA 2648 SF**  
**LANAI AREA 500 SF**  
**PRIVATE YARD AREA 1366 SF**  
**GARAGE AREA 460 SF**





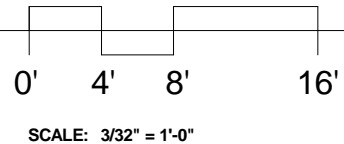


**LEGEND**

- [Dashed Line] RU : RESIDENTIAL UNIT
- [Hatched Box] I-LCE : INDIVIDUAL LIMITED COMMON ELEMENT

**UNIT TYPE 3E-3**  
**3 BED / 3.5 BATH / LAUNDRY**  
**5404**

**NET LIVING AREA 2663 SF**  
**LANAI AREA 488 SF**  
**GARAGE AREA 460 SF**



RESIDENTIAL DEVELOPER  
AMX PARTNERS, LLC  
1288 Ala Moana Blvd.  
Suite 208  
Honolulu, HI 96814

ARCHITECT OF RECORD  
BENJAMIN WOO ARCHITECTS  
1240 Ala Moana Blvd.  
Suite 540  
Honolulu, Hawaii 96814



1388 Ala Moana Boulevard  
Honolulu, HI 96814  
TMK: 2-3-038 : 13

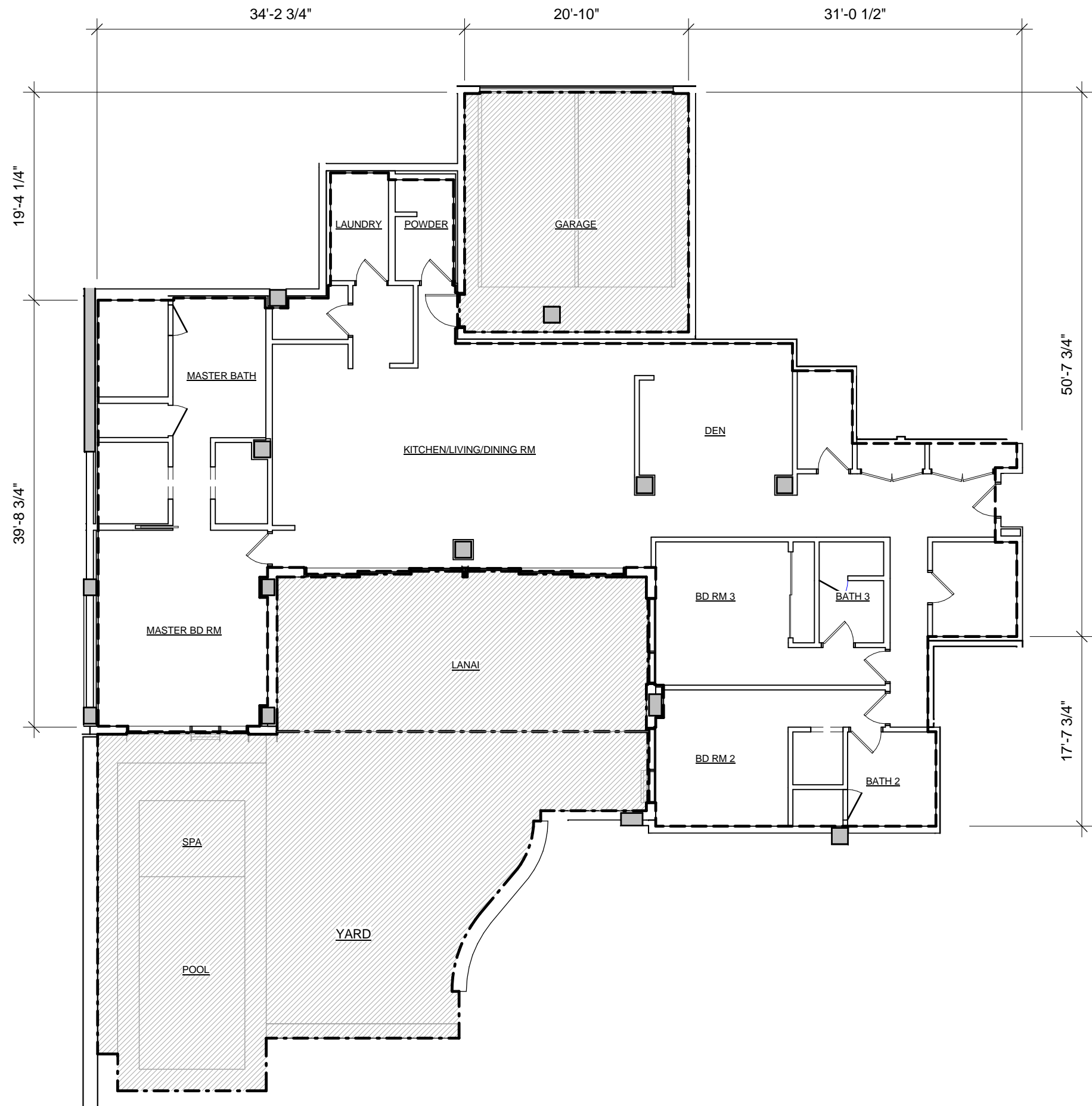
NOTE:  
THIS SHEET, IS INTENDED ONLY TO SHOW THE LAYOUT, LOCATION, UNIT  
NUMBERS AND DIMENSIONS OF UNITS, AND OTHER INFORMATION REQUIRED  
BY SECTION 514B-33, HAWAII REVISED STATUTES, AS AMENDED, AND IS NOT  
INTENDED AND SHALL NOT BE DEEMED TO CONTAIN ANY REPRESENTATION  
OR WARRANTY WHATSOEVER



*Benjamin Woo*

UNIT TYPE 3E-3  
Date:  
January 23, 2016

Sheet Number:  
**CPR - 4.58**

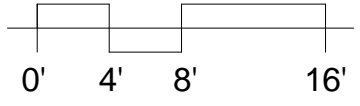


**LEGEND**

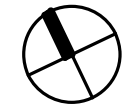
- RU : RESIDENTIAL UNIT
- I-LCE : INDIVIDUAL LIMITED COMMON ELEMENT

**UNIT TYPE 3E-4**  
**3 BED / 3.5 BATH / DEN / LAUNDRY**  
**6305**

NET LIVING AREA	2802 SF
LANAI AREA	503 SF
PRIVATE YARD AREA	1198 SF
GARAGE AREA	466 SF



SCALE: 3/32" = 1'-0"



RESIDENTIAL DEVELOPER  
AMX PARTNERS, LLC  
1288 Ala Moana Blvd.  
Suite 208  
Honolulu, HI 96814

ARCHITECT OF RECORD  
BENJAMIN WOO ARCHITECTS  
1240 Ala Moana Blvd.  
Suite 540  
Honolulu, Hawaii 96814



1388 Ala Moana Boulevard  
Honolulu, HI 96814  
TMK: 2-3-038 : 13

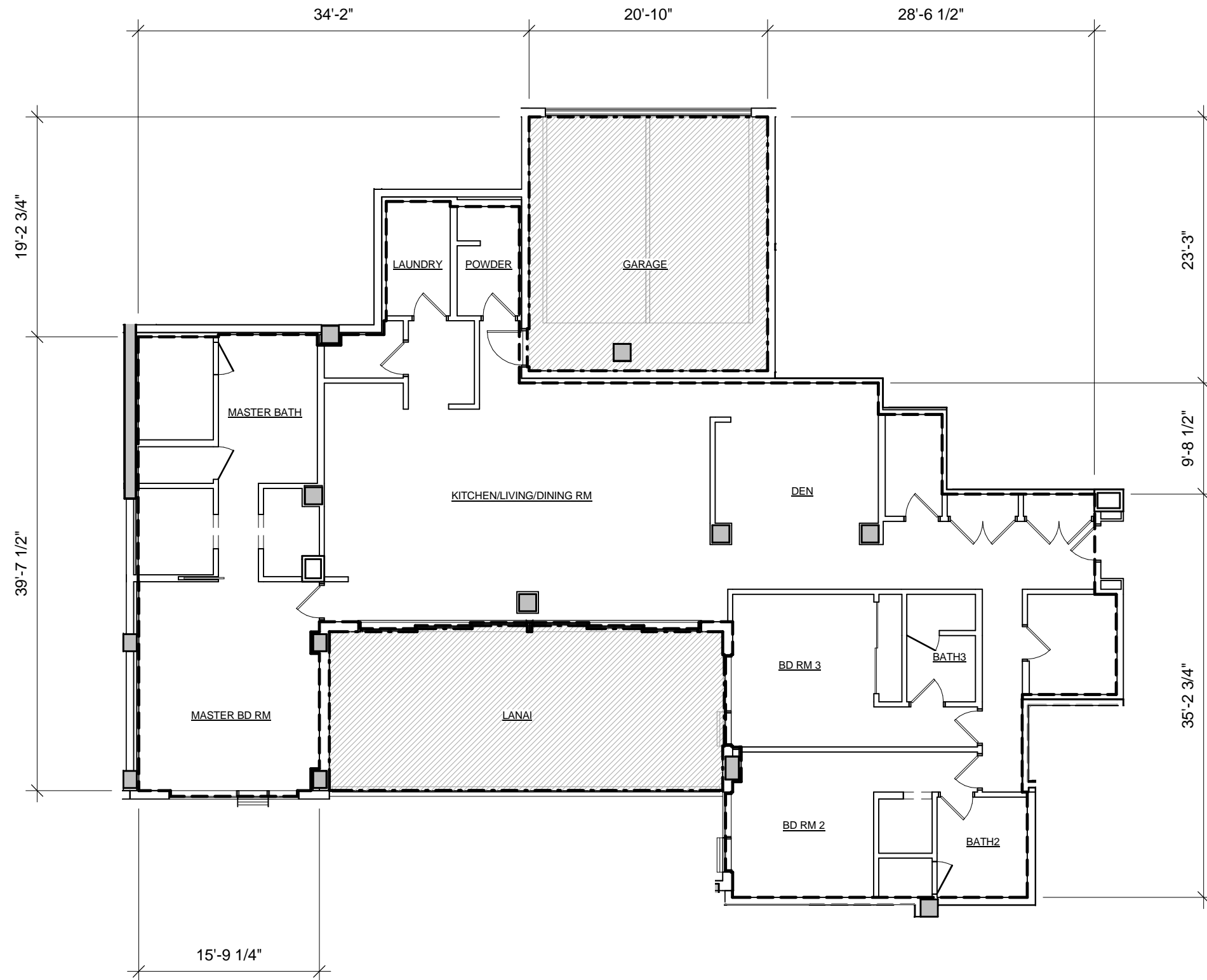
NOTE:  
THIS SHEET, IS INTENDED ONLY TO SHOW THE LAYOUT, LOCATION, UNIT  
NUMBERS AND DIMENSIONS OF UNITS, AND OTHER INFORMATION REQUIRED  
BY SECTION 514B-33, HAWAII REVISED STATUTES, AS AMENDED, AND IS NOT  
INTENDED AND SHALL NOT BE DEEMED TO CONTAIN ANY REPRESENTATION  
OR WARRANTY WHATSOEVER



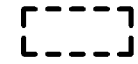
*Benjamin Woo*

**UNIT TYPE 3E-4**  
Date:  
January 23, 2016

Sheet Number:  
**CPR - 4.59**



### LEGEND



RU : RESIDENTIAL UNIT



I-LCE : INDIVIDUAL LIMITED COMMON ELEMENT

### UNIT TYPE 3E-5

3 BED / 3.5 BATH / DEN / LAUNDRY

6405

NET LIVING AREA

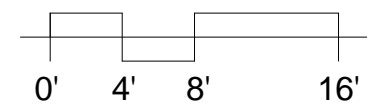
2791 SF

LANAI AREA

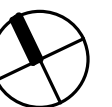
485 SF

GARAGE

460 SF



SCALE: 3/32" = 1'-0"



#### RESIDENTIAL DEVELOPER

AMX PARTNERS, LLC  
1288 Ala Moana Blvd.  
Suite 208  
Honolulu, HI 96814

#### ARCHITECT OF RECORD

BENJAMIN WOO ARCHITECTS  
1240 Ala Moana Blvd.  
Suite 540  
Honolulu, Hawaii 96814



1388 Ala Moana Boulevard  
Honolulu, HI 96814  
TMK: 2-3-038 : 13

NOTE:  
THIS SHEET, IS INTENDED ONLY TO SHOW THE LAYOUT, LOCATION, UNIT  
NUMBERS AND DIMENSIONS OF UNITS, AND OTHER INFORMATION REQUIRED  
BY SECTION 514B-33, HAWAII REVISED STATUTES, AS AMENDED, AND IS NOT  
INTENDED AND SHALL NOT BE DEEMED TO CONTAIN ANY REPRESENTATION  
OR WARRANTY WHATSOEVER



*Benjamin Woo*

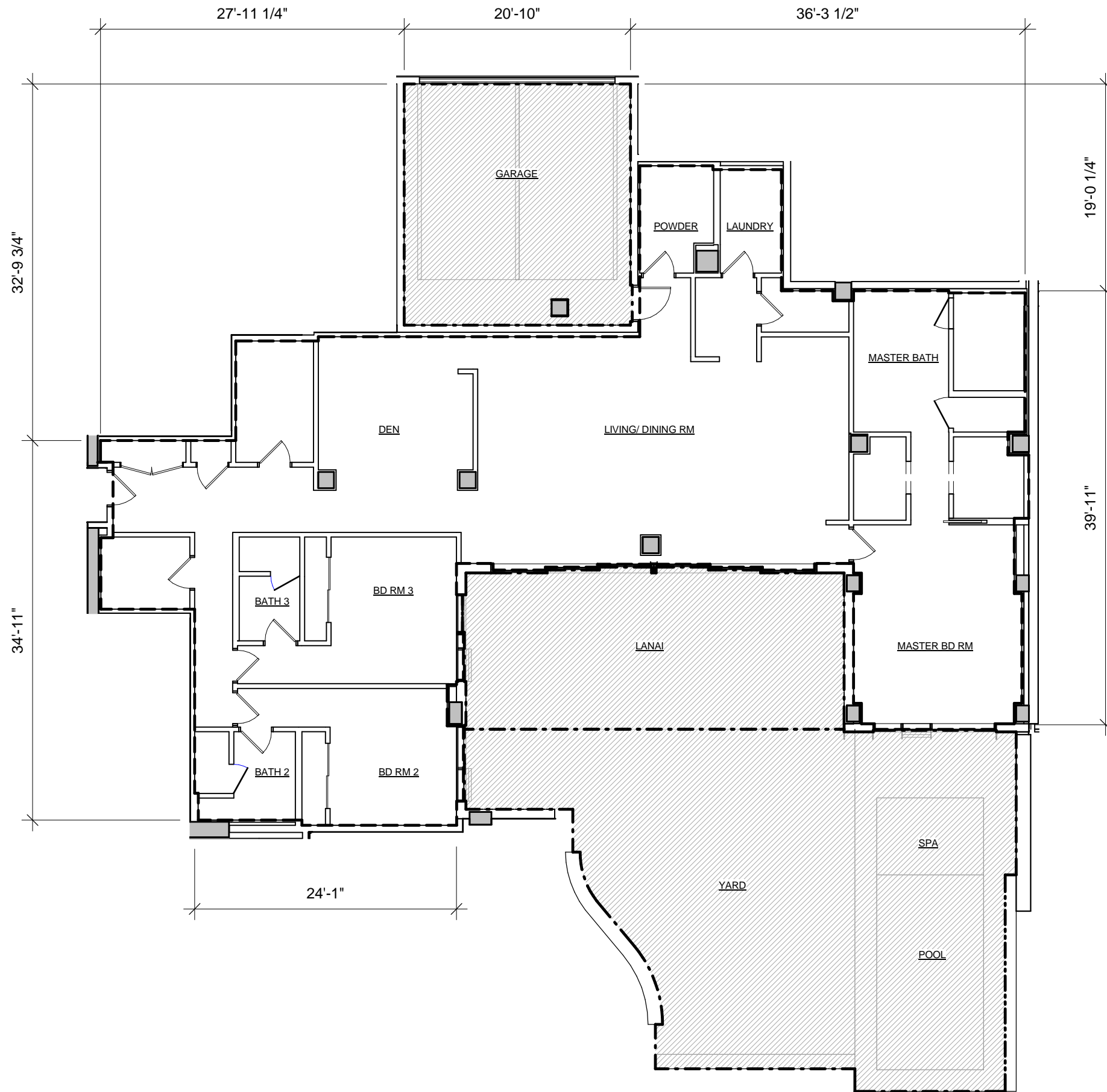
#### UNIT TYPE 3E-5

Date:  
January 23, 2016

Sheet Number:

CPR - 4.60



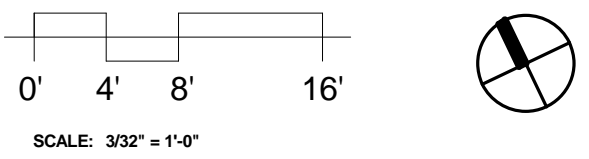


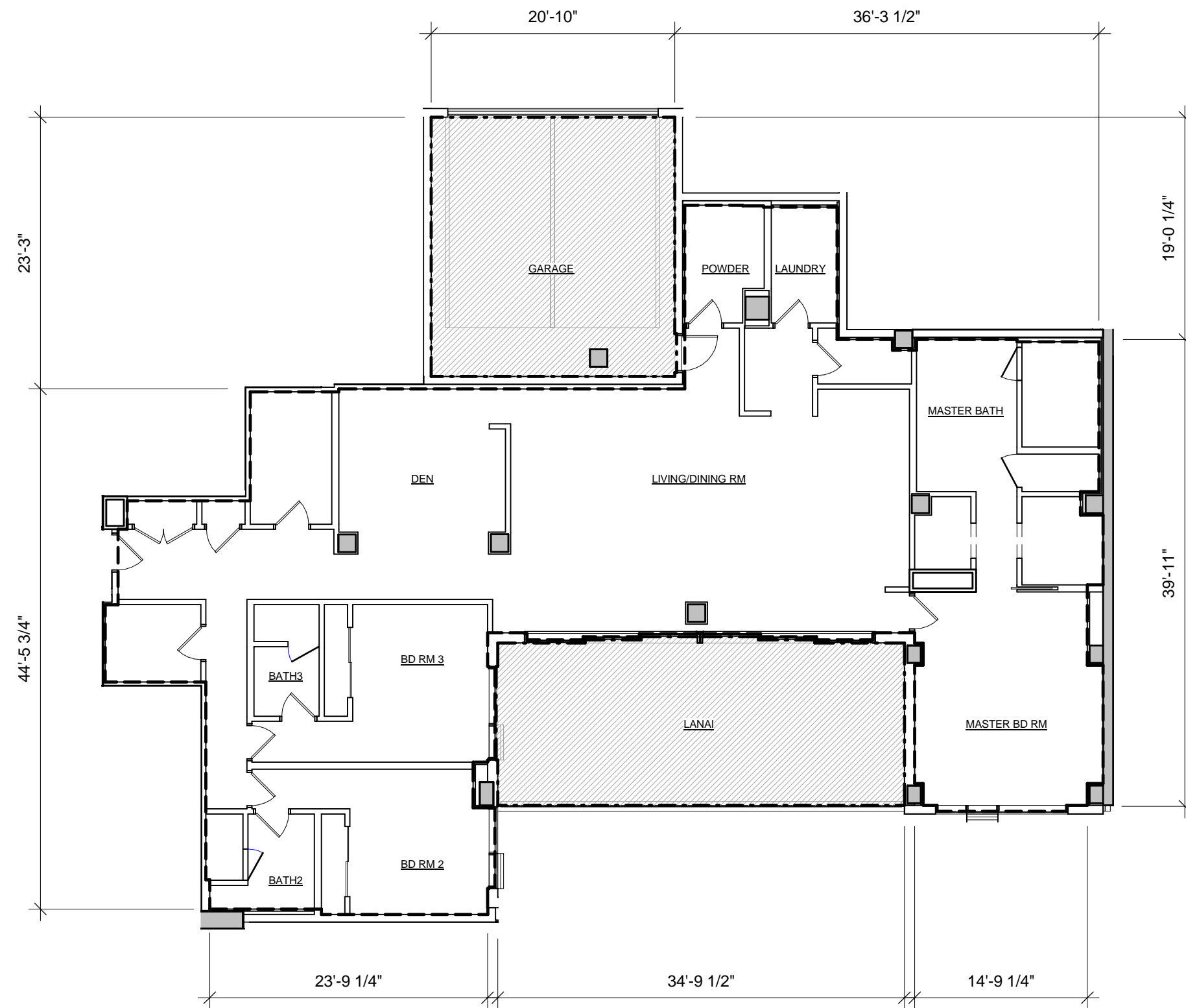
LEGEND

- RU : RESIDENTIAL UNIT
- I-LCE : INDIVIDUAL LIMITED COMMON ELEMENT

UNIT TYPE 3E-6  
3 BED / 3.5 BATH / DEN / LAUNDRY  
6304

NET LIVING AREA	2788 SF
LANAI AREA	510 SF
PRIVATE YARD AREA	1288 SF
GARAGE AREA	460 SF





**LEGEND**



RU : RESIDENTIAL UNIT



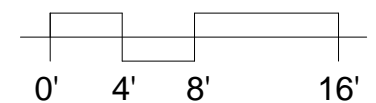
I-LCE : INDIVIDUAL LIMITED COMMON ELEMENT

**UNIT TYPE 3E-7**

**3 BED / 3.5 BATH / DEN / LAUNDRY**

**6404**

NET LIVING AREA	2791 SF
LANAI AREA	492 SF
GARAGE AREA	460 SF



SCALE: 3/32" = 1'-0"



**RESIDENTIAL DEVELOPER**

AMX PARTNERS, LLC  
1288 Ala Moana Blvd.  
Suite 208  
Honolulu, HI 96814

**ARCHITECT OF RECORD**

BENJAMIN WOO ARCHITECTS  
1240 Ala Moana Blvd.  
Suite 540  
Honolulu, Hawaii 96814



1388 Ala Moana Boulevard  
Honolulu, HI 96814  
TMK: 2-3-038 : 13

NOTE:  
THIS SHEET, IS INTENDED ONLY TO SHOW THE LAYOUT, LOCATION, UNIT  
NUMBERS AND DIMENSIONS OF UNITS, AND OTHER INFORMATION REQUIRED  
BY SECTION 514B-33, HAWAII REVISED STATUTES, AS AMENDED, AND IS NOT  
INTENDED AND SHALL NOT BE DEEMED TO CONTAIN ANY REPRESENTATION  
OR WARRANTY WHATSOEVER



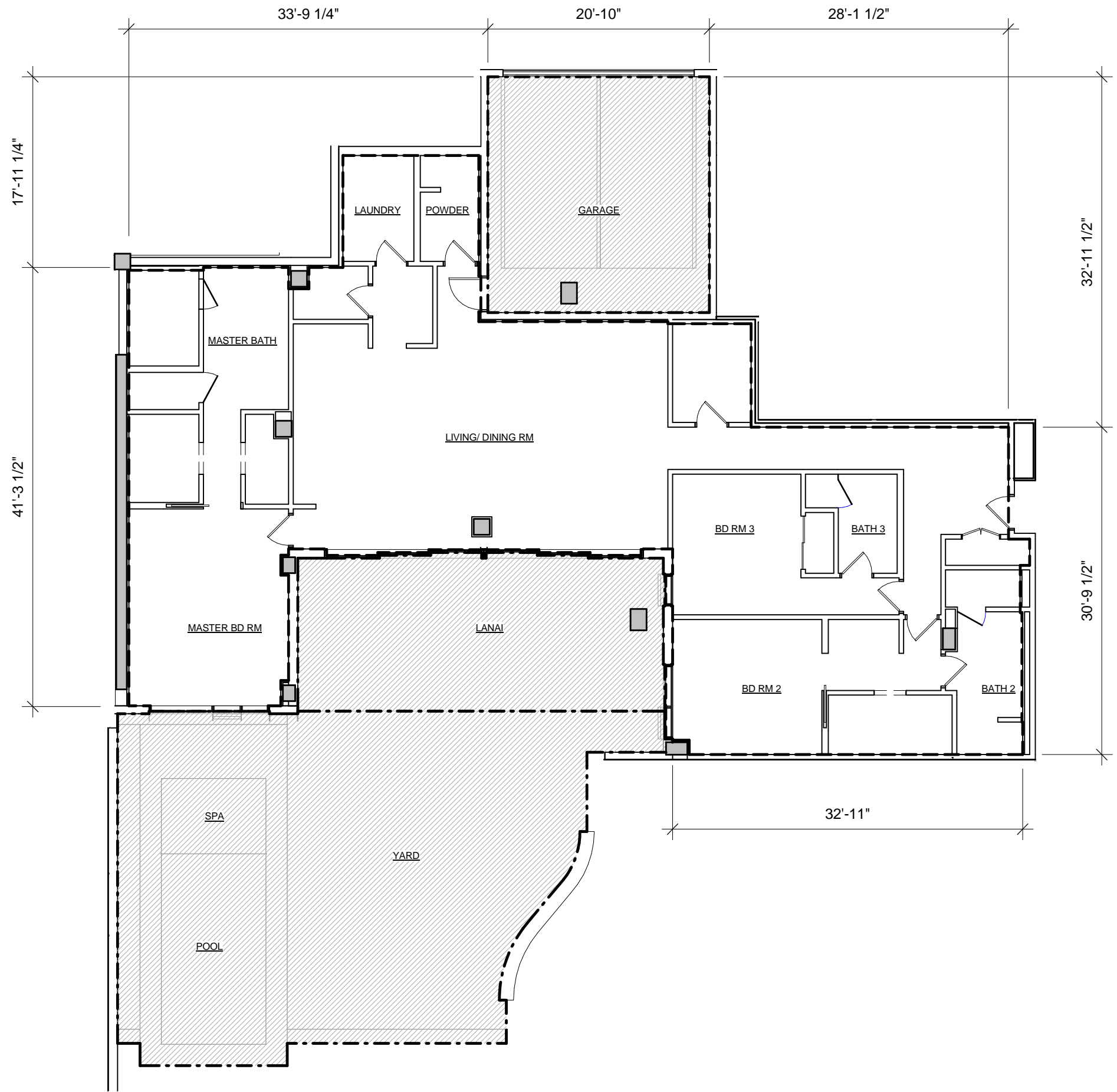
*Benjamin Woo*

**UNIT TYPE 3E-7**

Date:  
January 23, 2016

Sheet Number:

**CPR - 4.62**



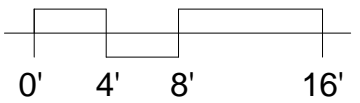
**LEGEND**

- RU : RESIDENTIAL UNIT
- I-LCE : INDIVIDUAL LIMITED COMMON ELEMENT

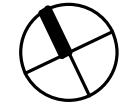
**UNIT TYPE 3E-8**  
**3 BED / 3.5 BATH / LAUNDRY**

**7305**

NET LIVING AREA	2700 SF
LANAI AREA	500 SF
PRIVATE YARD AREA	1413 SF
GARAGE AREA	459 SF



SCALE: 3/32" = 1'-0"



RESIDENTIAL DEVELOPER  
AMX PARTNERS, LLC  
1288 Ala Moana Blvd.  
Suite 208  
Honolulu, HI 96814

ARCHITECT OF RECORD  
BENJAMIN WOO ARCHITECTS  
1240 Ala Moana Blvd.  
Suite 540  
Honolulu, Hawaii 96814



1388 Ala Moana Boulevard  
Honolulu, HI 96814  
TMK: 2-3-038 : 13

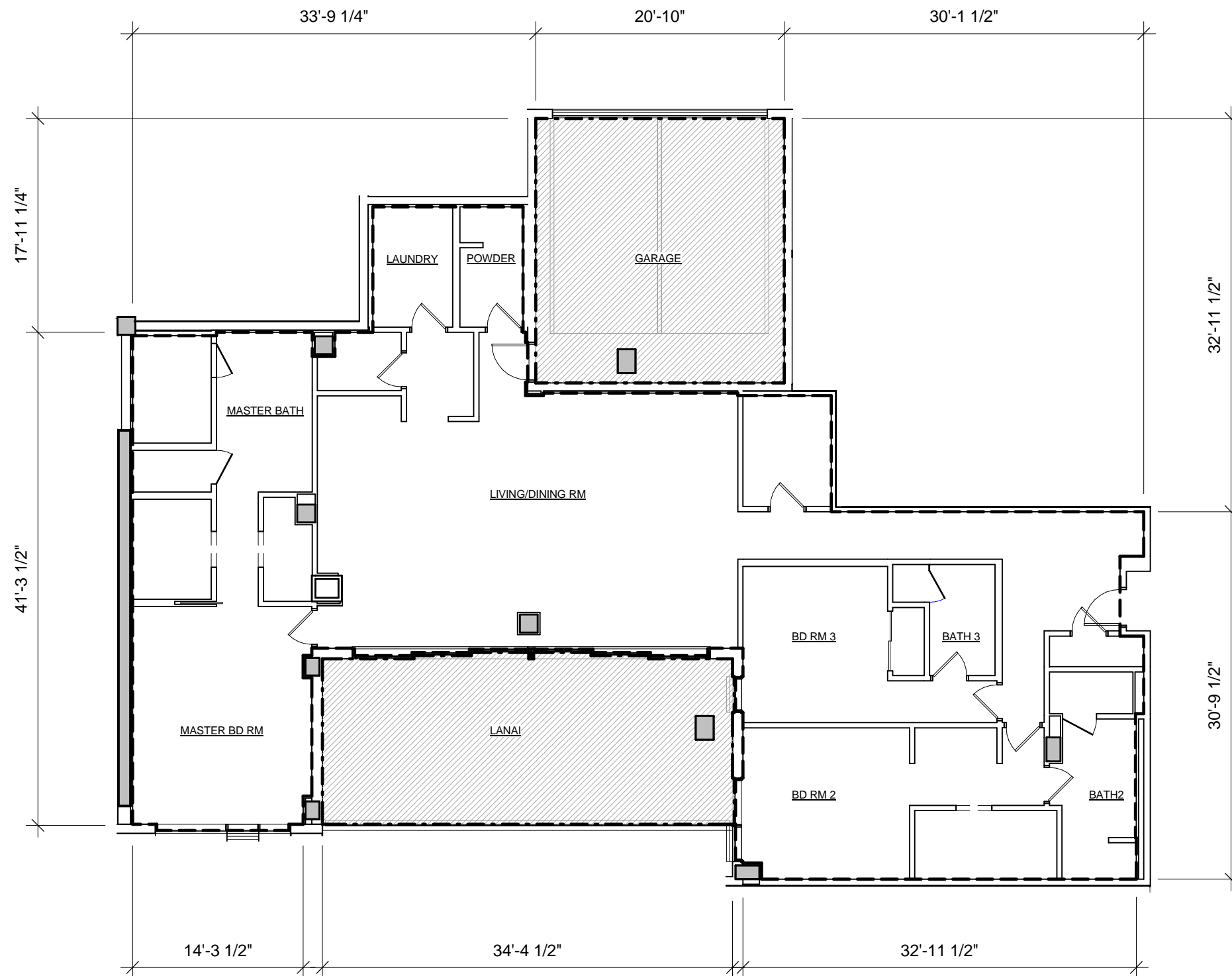
NOTE:  
THIS SHEET, IS INTENDED ONLY TO SHOW THE LAYOUT, LOCATION, UNIT  
NUMBERS AND DIMENSIONS OF UNITS, AND OTHER INFORMATION REQUIRED  
BY SECTION 514B-33, HAWAII REVISED STATUTES, AS AMENDED, AND IS NOT  
INTENDED AND SHALL NOT BE DEEMED TO CONTAIN ANY REPRESENTATION  
OR WARRANTY WHATSOEVER




*Benjamin Woo*

UNIT TYPE 3E-8  
Date:  
January 23, 2016

Sheet Number:  
**CPR - 4.63**



### LEGEND



RU : RESIDENTIAL UNIT

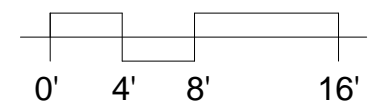


I-LCE : INDIVIDUAL LIMITED COMMON ELEMENT

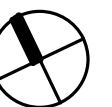
### UNIT TYPE 3E-9 3 BED / 3.5 BATH / LAUNDRY

7405

NET LIVING AREA	2709 SF
LANAI AREA	482 SF
GARAGE AREA	459 SF



SCALE: 3/32" = 1'-0"



#### RESIDENTIAL DEVELOPER

AMX PARTNERS, LLC  
1288 Ala Moana Blvd.  
Suite 208  
Honolulu, HI 96814

#### ARCHITECT OF RECORD

BENJAMIN WOO ARCHITECTS  
1240 Ala Moana Blvd.  
Suite 540  
Honolulu, Hawaii 96814



1388 Ala Moana Boulevard  
Honolulu, HI 96814  
TMK: 2-3-038 : 13

NOTE:  
THIS SHEET, IS INTENDED ONLY TO SHOW THE LAYOUT, LOCATION, UNIT  
NUMBERS AND DIMENSIONS OF UNITS, AND OTHER INFORMATION REQUIRED  
BY SECTION 514B-33, HAWAII REVISED STATUTES, AS AMENDED, AND IS NOT  
INTENDED AND SHALL NOT BE DEEMED TO CONTAIN ANY REPRESENTATION  
OR WARRANTY WHATSOEVER



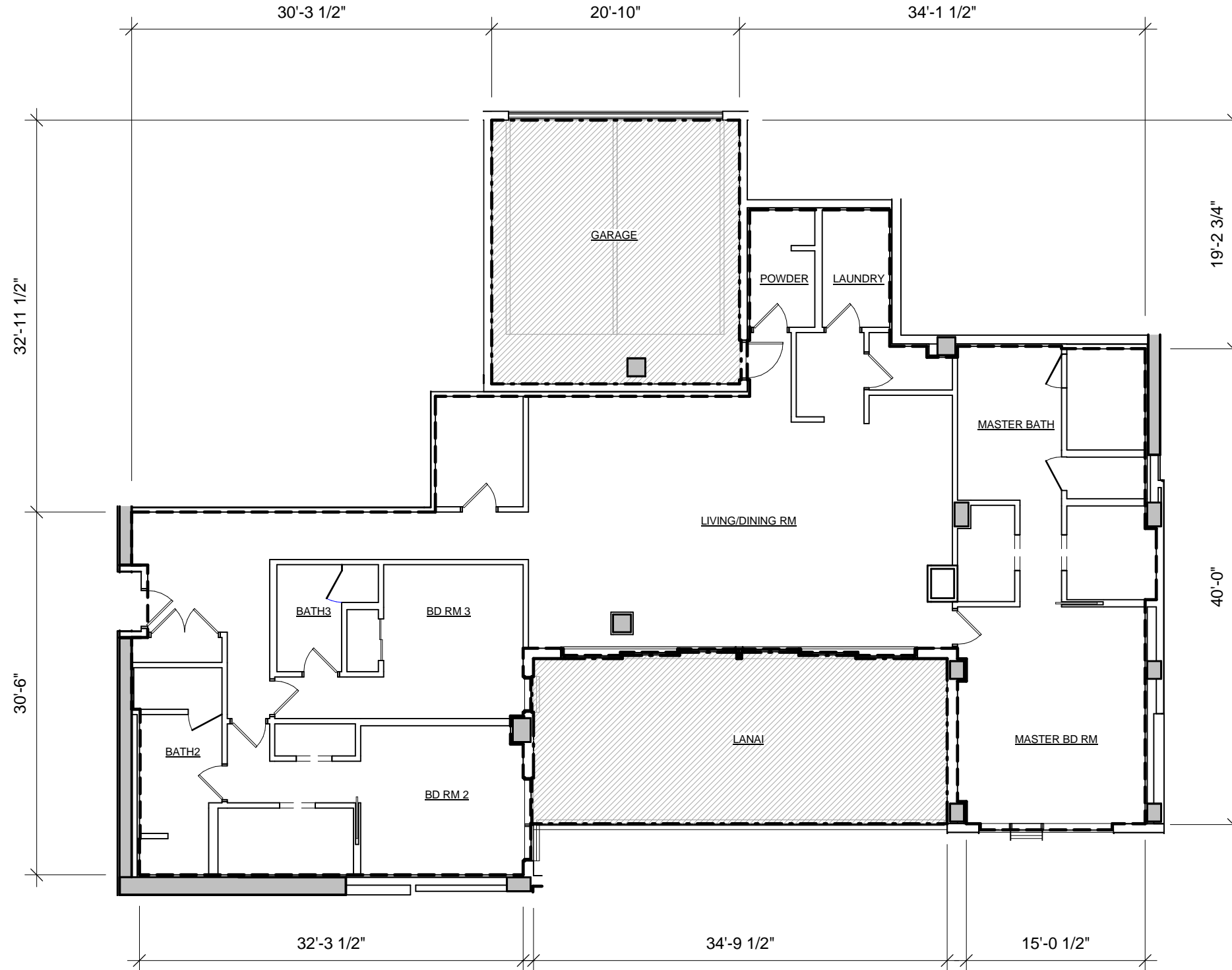
*Benjamin Woo*

#### UNIT TYPE 3E-9


Date:  
January 23, 2016

Sheet Number:

CPR - 4.64



### LEGEND



RU : RESIDENTIAL UNIT

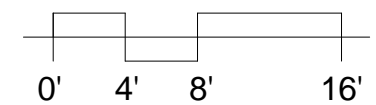


I-LCE : INDIVIDUAL LIMITED COMMON ELEMENT

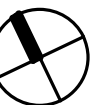
### UNIT TYPE 3E-10 3 BED / 3.5 BATH / LAUNDRY

7404

NET LIVING AREA	2695 SF
LANAI AREA	491 SF
GARAGE AREA	460 SF



SCALE: 3/32" = 1'-0"



#### RESIDENTIAL DEVELOPER

AMX PARTNERS, LLC  
1288 Ala Moana Blvd.  
Suite 208  
Honolulu, HI 96814

#### ARCHITECT OF RECORD

BENJAMIN WOO ARCHITECTS  
1240 Ala Moana Blvd.  
Suite 540  
Honolulu, Hawaii 96814



1388 Ala Moana Boulevard  
Honolulu, HI 96814  
TMK: 2-3-038 : 13

NOTE:  
THIS SHEET, IS INTENDED ONLY TO SHOW THE LAYOUT, LOCATION, UNIT  
NUMBERS AND DIMENSIONS OF UNITS, AND OTHER INFORMATION REQUIRED  
BY SECTION 514B-33, HAWAII REVISED STATUTES, AS AMENDED, AND IS NOT  
INTENDED AND SHALL NOT BE DEEMED TO CONTAIN ANY REPRESENTATION  
OR WARRANTY WHATSOEVER



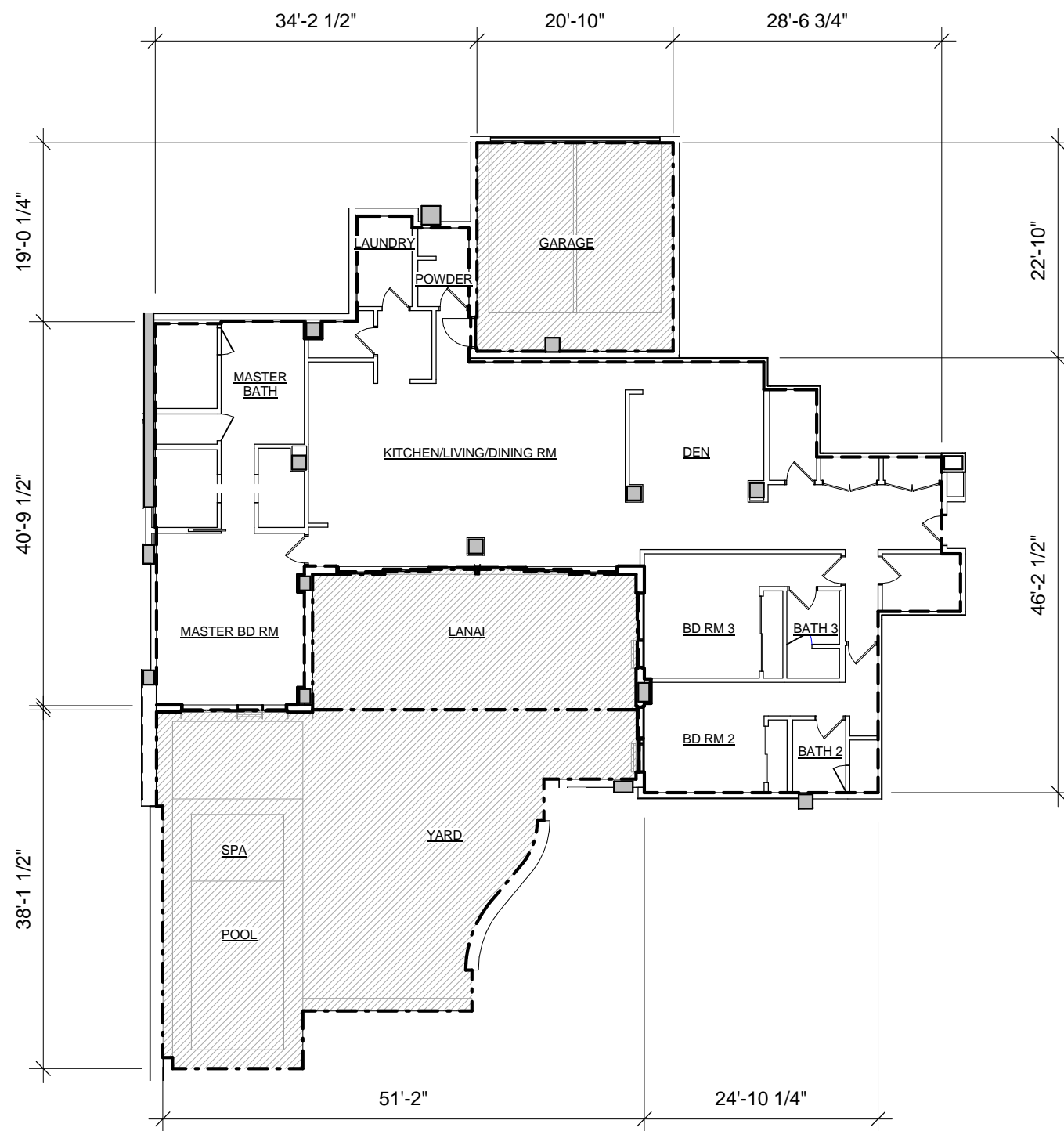
*Benjamin Woo*

#### UNIT TYPE 3E-10

Date:  
January 23, 2016

Sheet Number:

CPR - 4.65



## LEGEND



RU : RESIDENTIAL UNIT



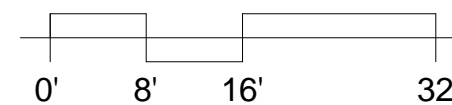
I-LCE : INDIVIDUAL LIMITED COMMON ELEMENT

## UNIT TYPE 3E-11

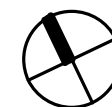
3 BED / 3.5 BATH / DEN / LAUNDRY

8305

NET LIVING AREA	2821 SF
LANAI AREA	503 SF
PRIVATE YARD AREA	1378 SF
GARAGE AREA	460 SF



SCALE: 1/16" = 1'-0"



### RESIDENTIAL DEVELOPER

AMX PARTNERS, LLC  
1288 Ala Moana Blvd.  
Suite 208  
Honolulu, HI 96814

### ARCHITECT OF RECORD

BENJAMIN WOO ARCHITECTS  
1240 Ala Moana Blvd.  
Suite 540  
Honolulu, Hawaii 96814



1388 Ala Moana Boulevard  
Honolulu, HI 96814  
TMK: 2-3-038 : 13

NOTE:  
THIS SHEET, IS INTENDED ONLY TO SHOW THE LAYOUT, LOCATION, UNIT  
NUMBERS AND DIMENSIONS OF UNITS, AND OTHER INFORMATION REQUIRED  
BY SECTION 514B-33, HAWAII REVISED STATUTES, AS AMENDED, AND IS NOT  
INTENDED AND SHALL NOT BE DEEMED TO CONTAIN ANY REPRESENTATION  
OR WARRANTY WHATSOEVER



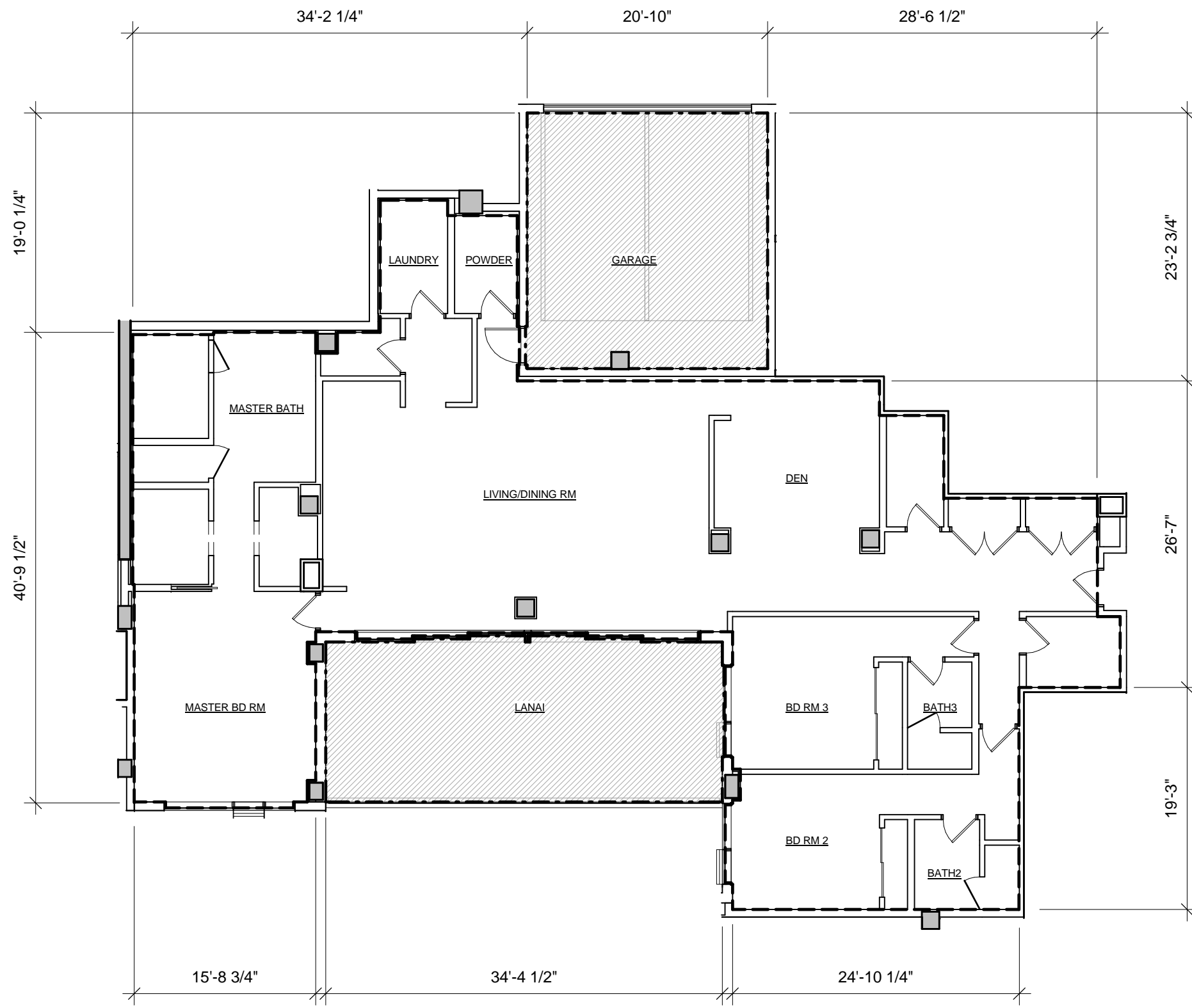
*Benjamin Woo*

### UNIT TYPE 3E-11

Date:  
January 23, 2016

Sheet Number:

CPR - 4.66

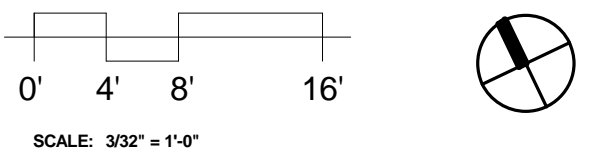


**LEGEND**

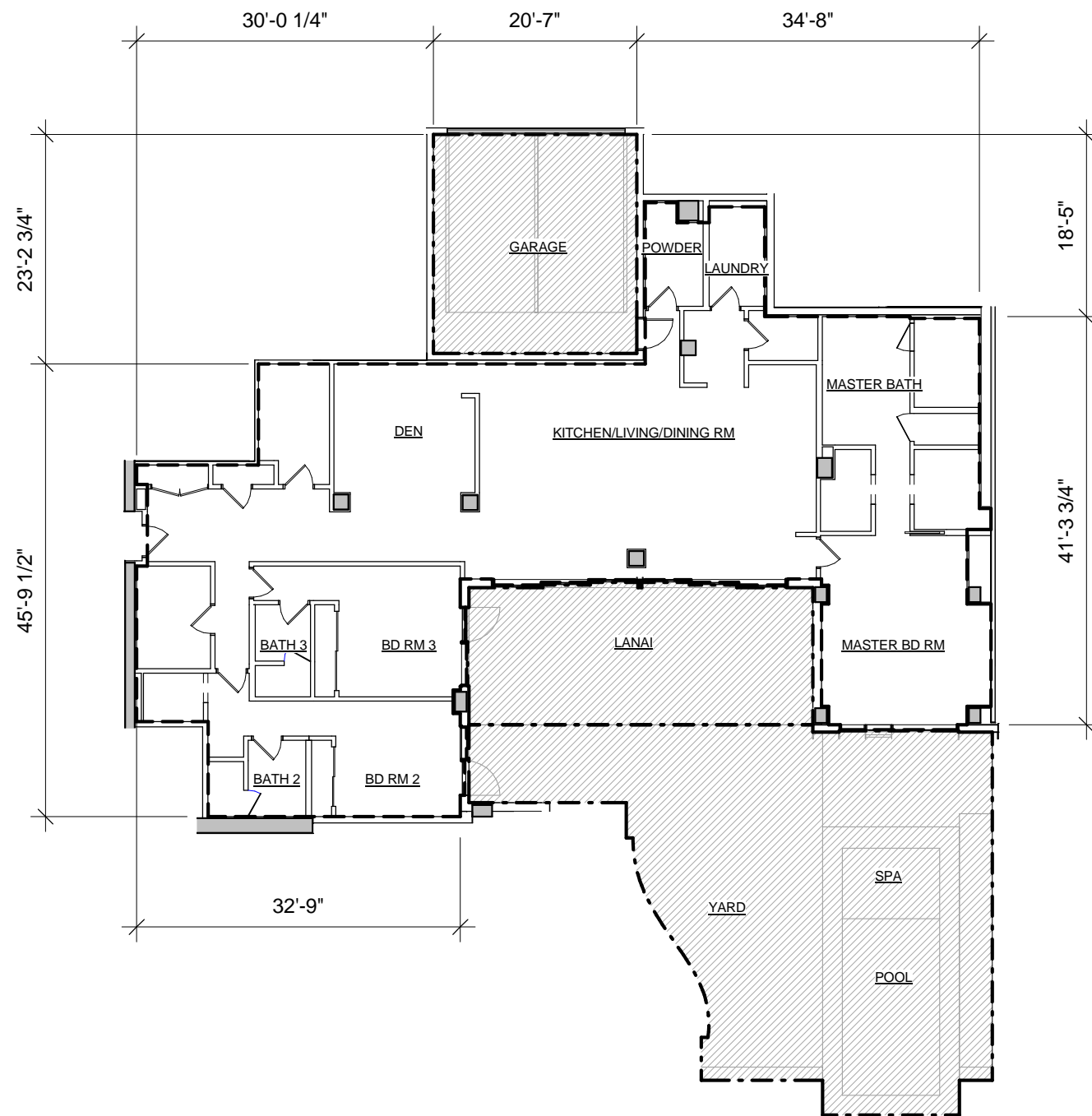
- RU : RESIDENTIAL UNIT
- I-LCE : INDIVIDUAL LIMITED COMMON ELEMENT

**UNIT TYPE 3E-12**  
**3 BED / 3.5 BATH / DEN / LAUNDRY**  
**8405**

NET LIVING AREA	2826 SF
LANAI AREA	485 SF
GARAGE AREA	464 SF








LEGEND

- RU : RESIDENTIAL UNIT
- I-LCE : INDIVIDUAL LIMITED COMMON ELEMENT

UNIT TYPE 3E-13  
3 BED / 3.5 BATH / DEN / LAUNDRY

8304

NET LIVING AREA	2989 SF
LANAI AREA	492 SF
PRIVATE YARD AREA	1382 SF
GARAGE AREA	450 SF



RESIDENTIAL DEVELOPER  
AMX PARTNERS, LLC  
1288 Ala Moana Blvd.  
Suite 208  
Honolulu, HI 96814

ARCHITECT OF RECORD  
BENJAMIN WOO ARCHITECTS  
1240 Ala Moana Blvd.  
Suite 540  
Honolulu, Hawaii 96814



1388 Ala Moana Boulevard  
Honolulu, HI 96814  
TMK: 2-3-038 : 13

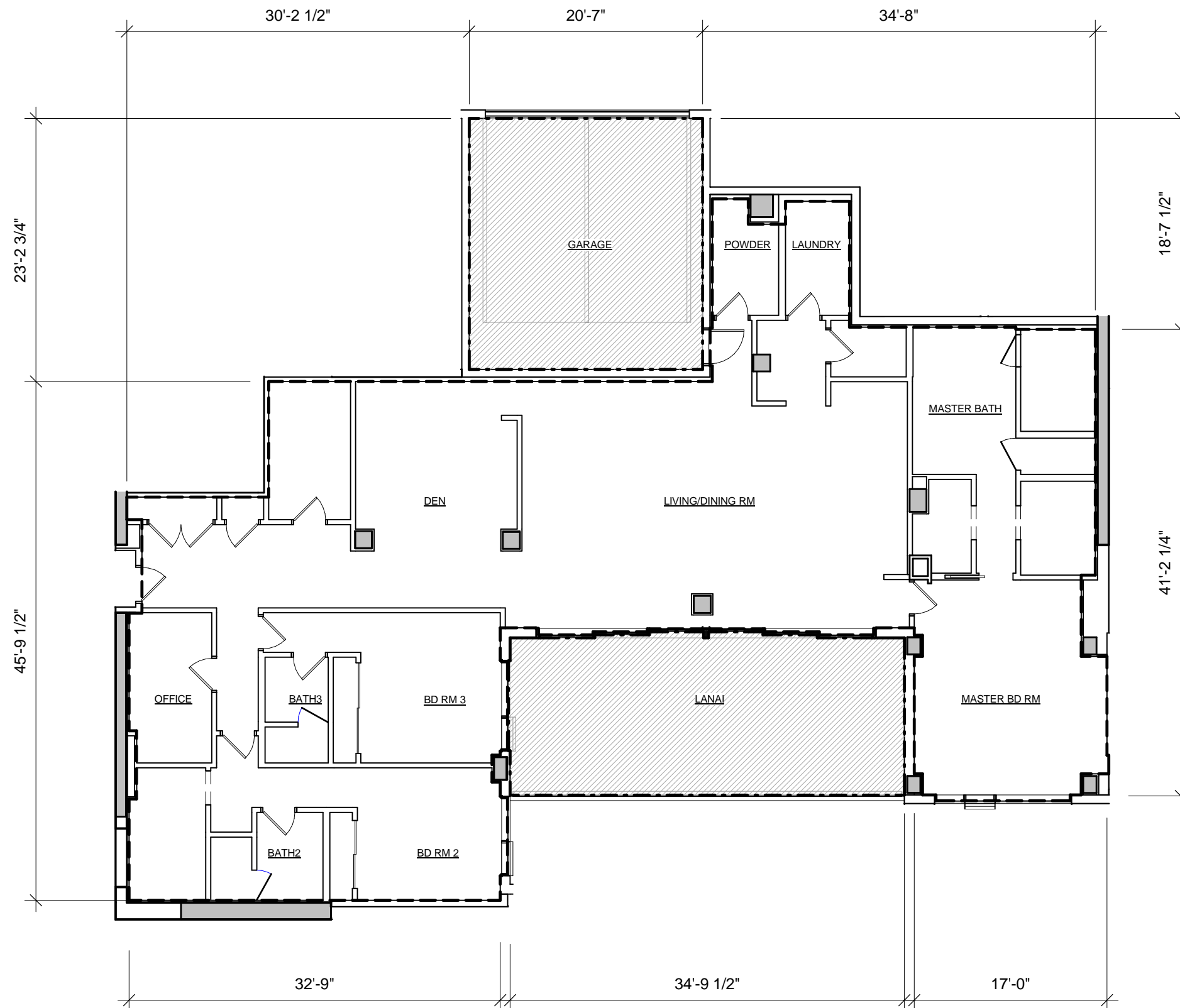
NOTE:  
THIS SHEET, IS INTENDED ONLY TO SHOW THE LAYOUT, LOCATION, UNIT  
NUMBERS AND DIMENSIONS OF UNITS, AND OTHER INFORMATION REQUIRED  
BY SECTION 514B-33, HAWAII REVISED STATUTES, AS AMENDED, AND IS NOT  
INTENDED AND SHALL NOT BE DEEMED TO CONTAIN ANY REPRESENTATION  
OR WARRANTY WHATSOEVER



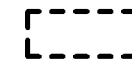
*Benjamin Woo*

UNIT TYPE 3E-13  
Date:  
January 23, 2016

Sheet Number:  
CPR - 4.68



**LEGEND**



RU : RESIDENTIAL UNIT

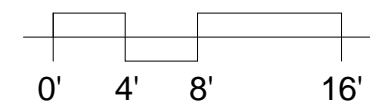


I-LCE : INDIVIDUAL LIMITED COMMON ELEMENT

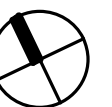
**UNIT TYPE 3E-14**  
**3 BED / 3.5 BATH / DEN / LAUNDRY /**  
**OFFICE**

**8404**

<b>NET LIVING AREA</b>	<b>3050 SF</b>
<b>LANAI AREA</b>	<b>492 SF</b>
<b>GARAGE AREA</b>	<b>450 SF</b>



SCALE: 3/32" = 1'-0"



**RESIDENTIAL DEVELOPER**

AMX PARTNERS, LLC  
1288 Ala Moana Blvd.  
Suite 208  
Honolulu, HI 96814

**ARCHITECT OF RECORD**

BENJAMIN WOO ARCHITECTS  
1240 Ala Moana Blvd.  
Suite 540  
Honolulu, Hawaii 96814



1388 Ala Moana Boulevard  
Honolulu, HI 96814  
TMK: 2-3-038 : 13

NOTE:  
THIS SHEET, IS INTENDED ONLY TO SHOW THE LAYOUT, LOCATION, UNIT  
NUMBERS AND DIMENSIONS OF UNITS, AND OTHER INFORMATION REQUIRED  
BY SECTION 514B-33, HAWAII REVISED STATUTES, AS AMENDED, AND IS NOT  
INTENDED AND SHALL NOT BE DEEMED TO CONTAIN ANY REPRESENTATION  
OR WARRANTY WHATSOEVER



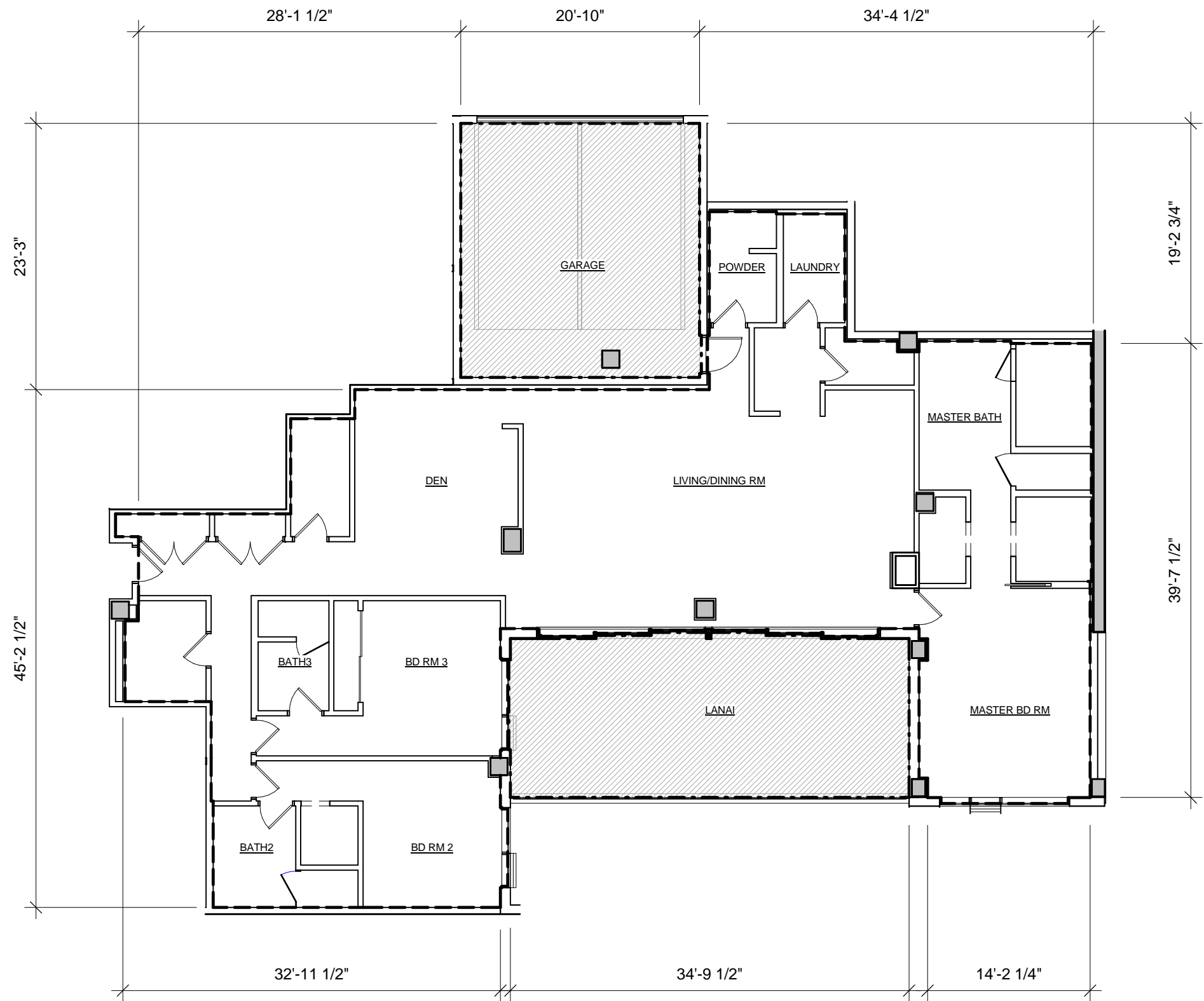
*Benjamin Woo*

**UNIT TYPE 3E-14**

Date:  
January 23, 2016

Sheet Number:

**CPR - 4.69**

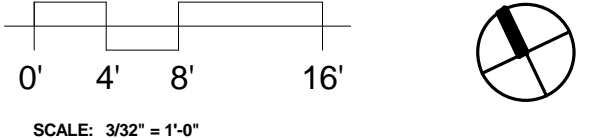


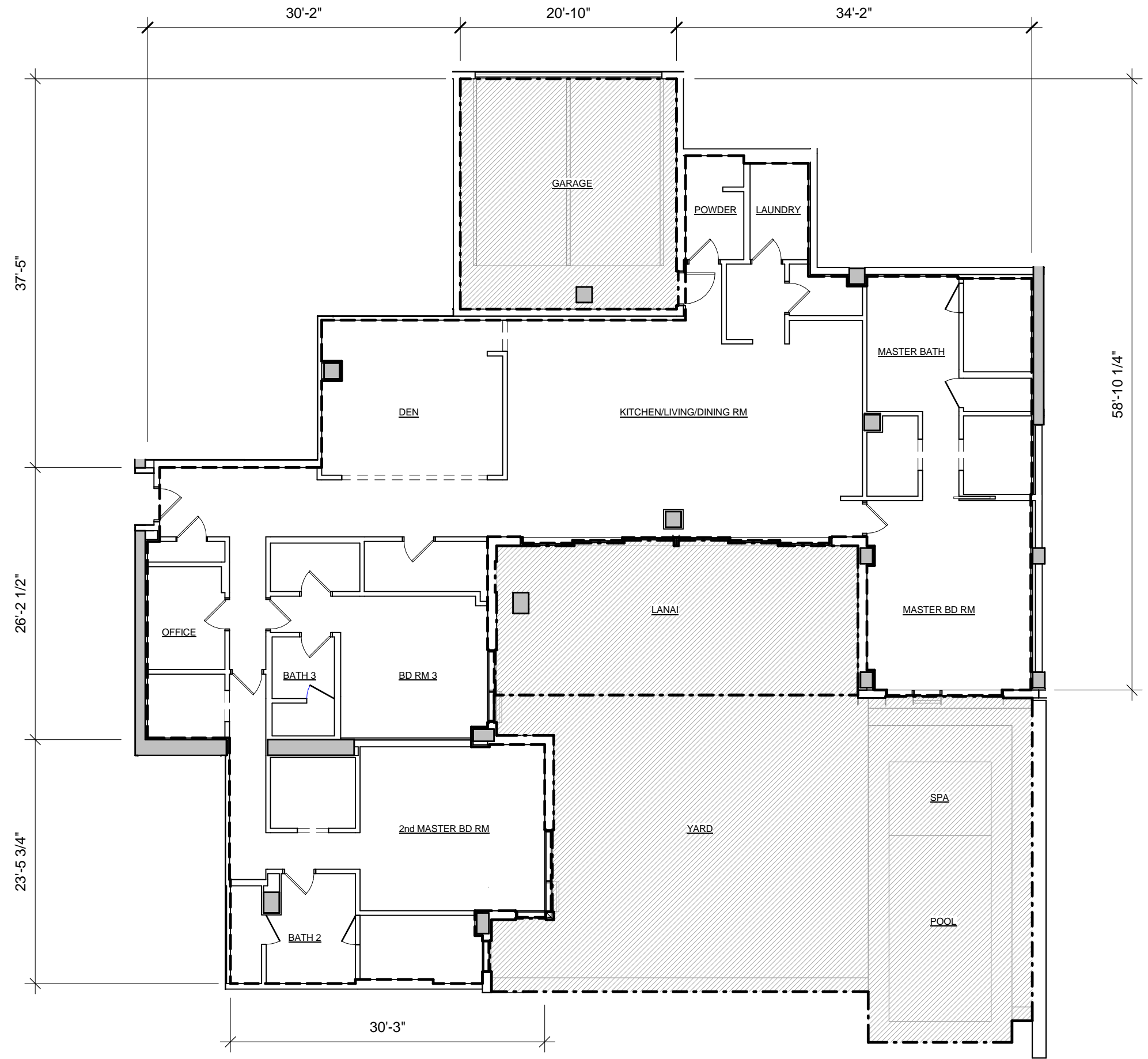
LEGEND

- RU : RESIDENTIAL UNIT
- I-LCE : INDIVIDUAL LIMITED COMMON ELEMENT

UNIT TYPE 3E-15  
3 BED / 3.5 BATH / DEN / LAUNDRY  
3402

NET LIVING AREA 2756 SF  
LANAI AREA 492 SF  
GARAGE AREA 460 SF





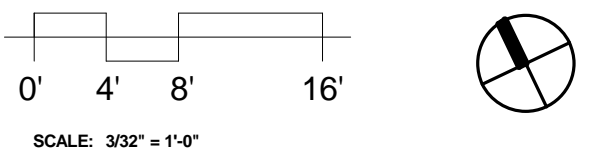
**LEGEND**

- RU : RESIDENTIAL UNIT
- I-LCE : INDIVIDUAL LIMITED COMMON ELEMENT

**UNIT TYPE 3F**  
**3 BED / 3.5 BATH / DEN / LAUNDRY / OFFICE**

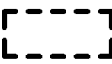

**5304**

NET LIVING AREA	3353 SF
LANAI AREA	506 SF
PRIVATE YARD AREA	1488 SF
GARAGE AREA	460 SF





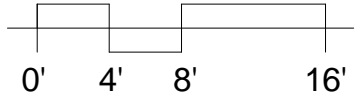
**LEGEND**

-  RU : RESIDENTIAL UNIT
-  I-LCE : INDIVIDUAL LIMITED COMMON ELEMENT

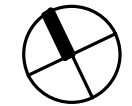
**UNIT TYPE 3F-1**  
**3 BED / 3.5 BATH / DEN / LAUNDRY /**  
**OFFICE**

**7304**

NET LIVING AREA	3381 SF
LANAI AREA	508 SF
PRIVATE YARD AREA	1445 SF
GARAGE AREA	460 SF



SCALE: 3/32" = 1'-0"



RESIDENTIAL DEVELOPER  
AMX PARTNERS, LLC  
1288 Ala Moana Blvd.  
Suite 208  
Honolulu, HI 96814

ARCHITECT OF RECORD  
BENJAMIN WOO ARCHITECTS  
1240 Ala Moana Blvd.  
Suite 540  
Honolulu, Hawaii 96814



1388 Ala Moana Boulevard  
Honolulu, HI 96814  
TMK: 2-3-038 : 13

NOTE:  
THIS SHEET, IS INTENDED ONLY TO SHOW THE LAYOUT, LOCATION, UNIT  
NUMBERS AND DIMENSIONS OF UNITS, AND OTHER INFORMATION REQUIRED  
BY SECTION 514B-33, HAWAII REVISED STATUTES, AS AMENDED, AND IS NOT  
INTENDED AND SHALL NOT BE DEEMED TO CONTAIN ANY REPRESENTATION  
OR WARRANTY WHATSOEVER



*Benjamin Woo*

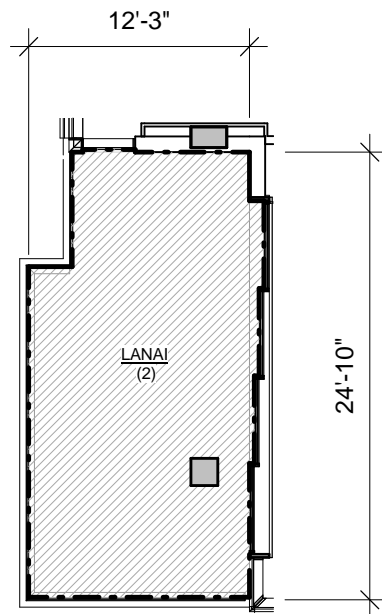
**UNIT TYPE 3F-1**

Date:  
January 23, 2016

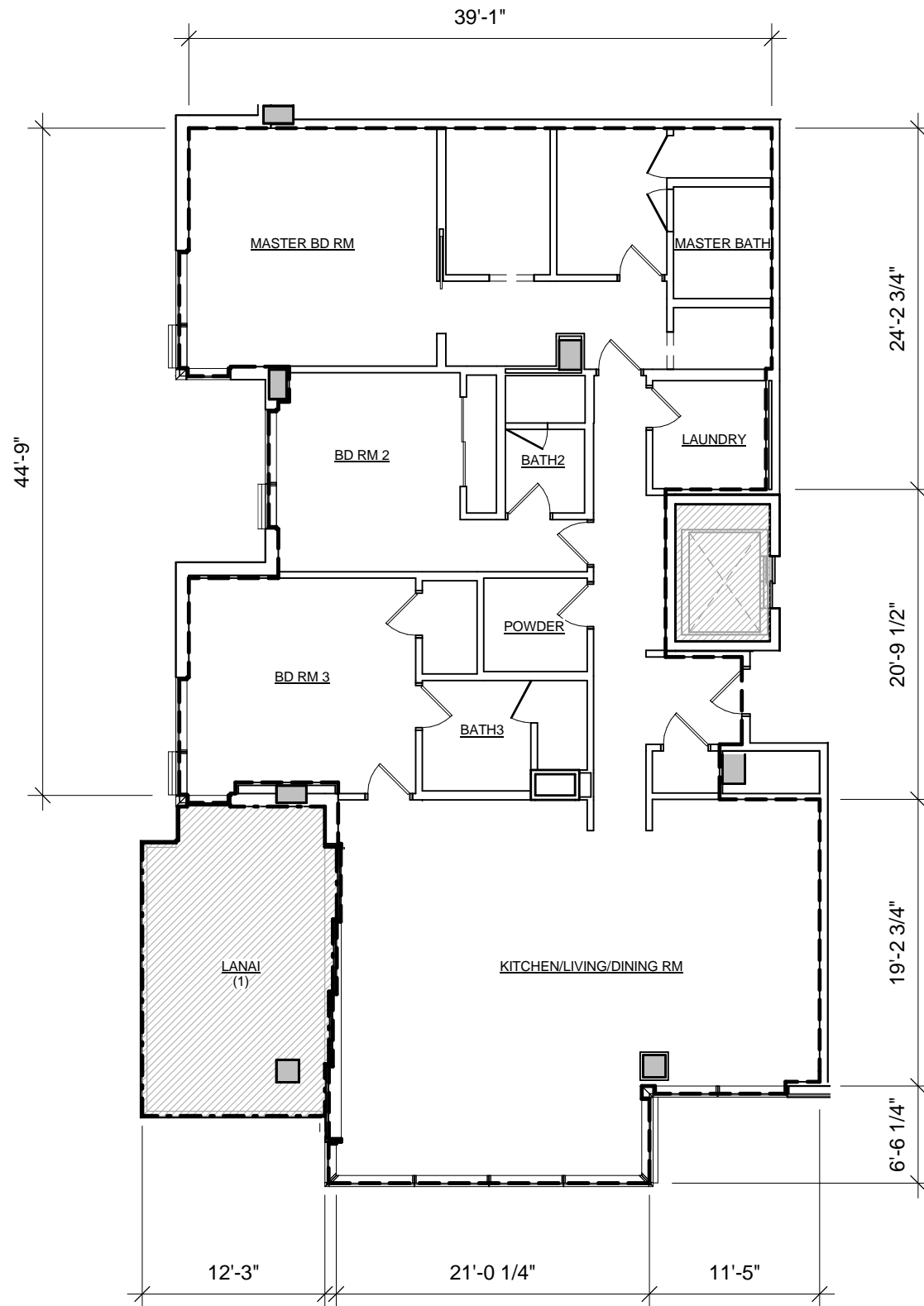
Sheet Number:

**CPR - 4.72**

LANAI  
(2)  
5501  
5701



LANAI  
(1)  
5401  
5601  
7401



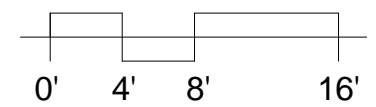
**LEGEND**

- RU : RESIDENTIAL UNIT
- I-LCE : INDIVIDUAL LIMITED COMMON ELEMENT

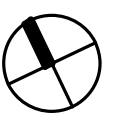
**UNIT TYPE 3G**  
**3 BED / 3.5 BATH / LAUNDRY**

5401, 5501, 5601, 5701  
7401

NET LIVING AREA	2340 SF
LANAI AREA (1)	254 SF
OR (2)	293 SF



SCALE: 3/32" = 1'-0"



RESIDENTIAL DEVELOPER  
AMX PARTNERS, LLC  
1288 Ala Moana Blvd.  
Suite 208  
Honolulu, HI 96814

ARCHITECT OF RECORD  
BENJAMIN WOO ARCHITECTS  
1240 Ala Moana Blvd.  
Suite 540  
Honolulu, Hawaii 96814



1388 Ala Moana Boulevard  
Honolulu, HI 96814  
TMK: 2-3-038 : 13

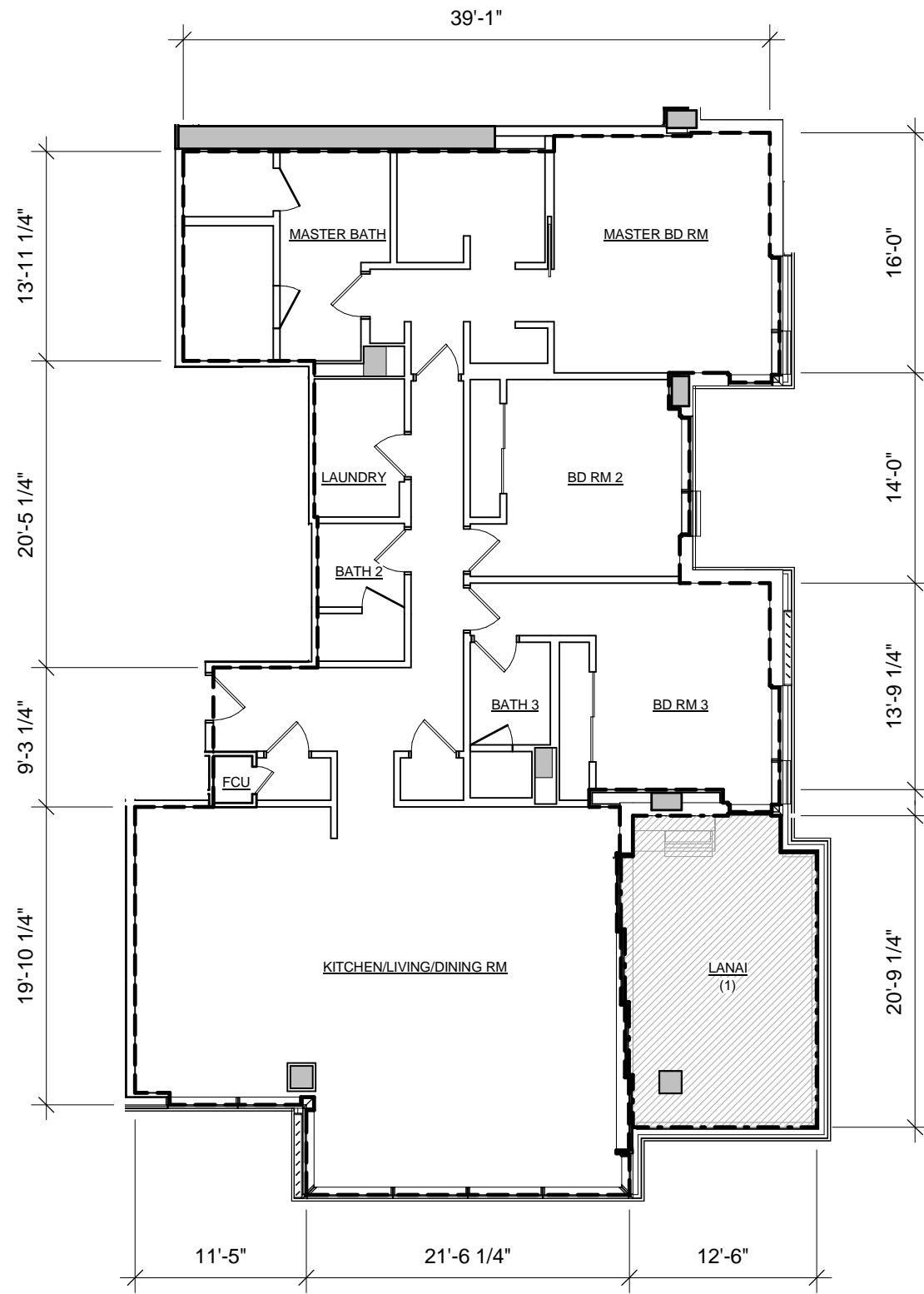
NOTE:  
THIS SHEET, IS INTENDED ONLY TO SHOW THE LAYOUT, LOCATION, UNIT  
NUMBERS AND DIMENSIONS OF UNITS, AND OTHER INFORMATION REQUIRED  
BY SECTION 514B-33, HAWAII REVISED STATUTES, AS AMENDED, AND IS NOT  
INTENDED AND SHALL NOT BE DEEMED TO CONTAIN ANY REPRESENTATION  
OR WARRANTY WHATSOEVER



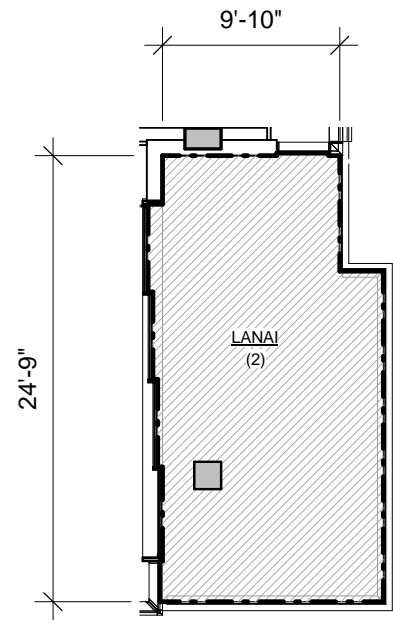
*Benjamin Woo*

UNIT TYPE 3G  
Date:  
January 23, 2016

Sheet Number:  
**CPR - 4.73**



LANAI  
(1)  
5500



LANAI  
(2)  
5600  
5700

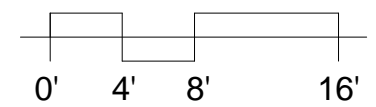
**LEGEND**

- RU : RESIDENTIAL UNIT
- I-LCE : INDIVIDUAL LIMITED COMMON ELEMENT

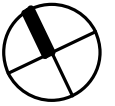
**UNIT TYPE 3G-1-E  
3 BED / 3 BATH / LAUNDRY**

5500, 5600, 5700

NET LIVING AREA	2214 SF
LANAI AREA (1) OR (2)	254 SF
	294 SF



SCALE: 3/32" = 1'-0"



RESIDENTIAL DEVELOPER  
**AMX PARTNERS, LLC**  
1288 Ala Moana Blvd.  
Suite 208  
Honolulu, HI 96814

ARCHITECT OF RECORD  
**BENJAMIN WOO ARCHITECTS**  
1240 Ala Moana Blvd.  
Suite 540  
Honolulu, Hawaii 96814



1388 Ala Moana Boulevard  
Honolulu, HI 96814  
TMK: 2-3-038 : 13

NOTE:  
THIS SHEET, IS INTENDED ONLY TO SHOW THE LAYOUT, LOCATION, UNIT  
NUMBERS AND DIMENSIONS OF UNITS, AND OTHER INFORMATION REQUIRED  
BY SECTION 514B-33, HAWAII REVISED STATUTES, AS AMENDED, AND IS NOT  
INTENDED AND SHALL NOT BE DEEMED TO CONTAIN ANY REPRESENTATION  
OR WARRANTY WHATSOEVER

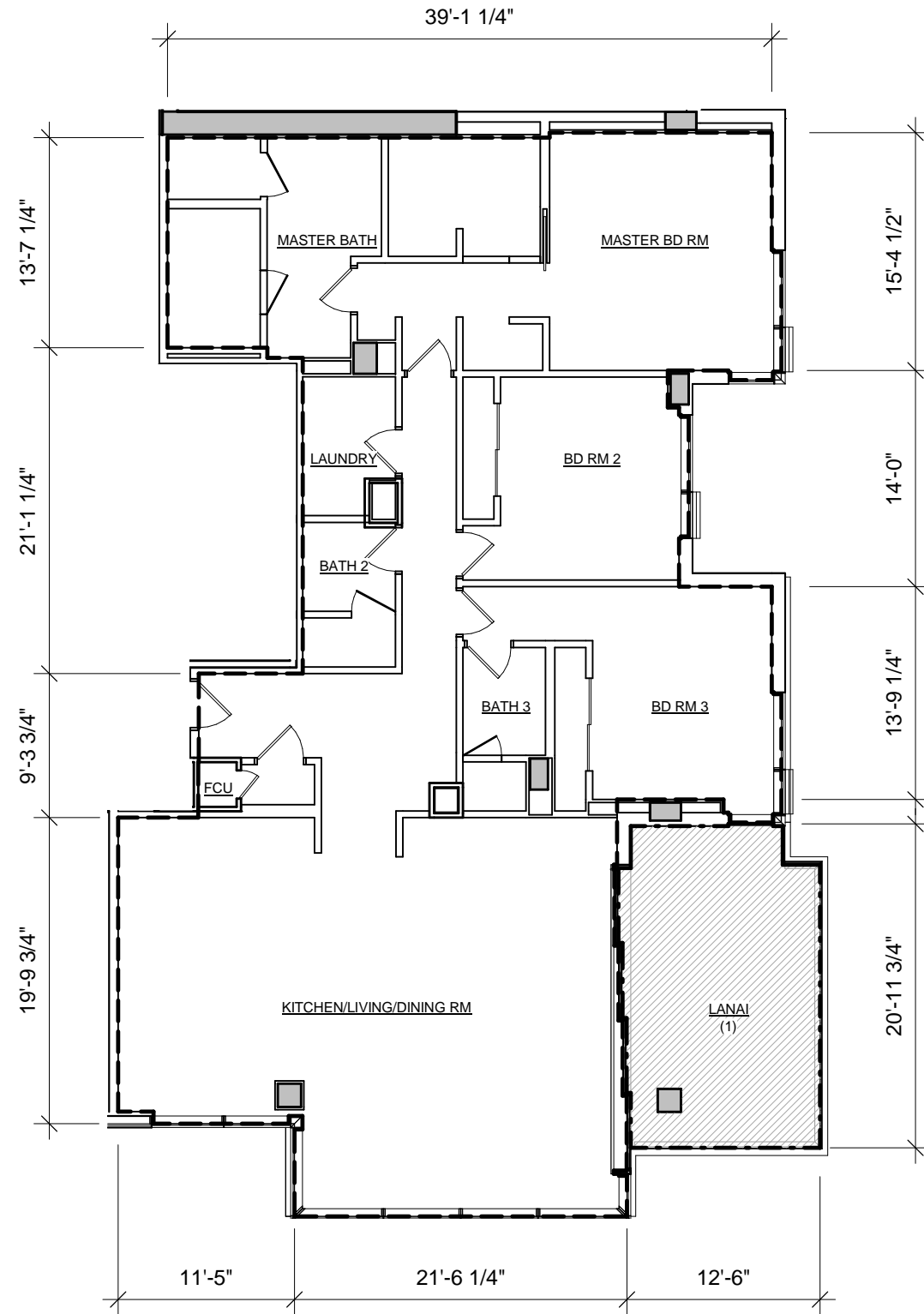


*Benjamin Woo*

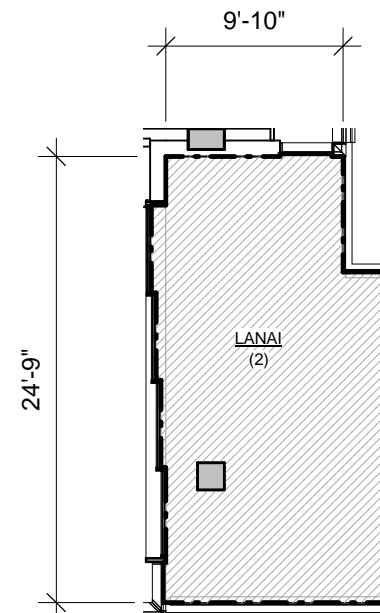
**UNIT TYPE 3G-1-E**  
  
Date:  
January 23, 2016

Sheet Number:  
**CPR - 4.74**



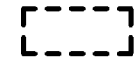


LANAI  
(1)  
7500



LANAI  
(2)  
7600  
7700  
7800

### LEGEND



RU : RESIDENTIAL UNIT

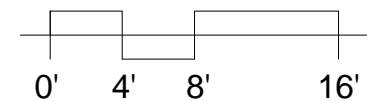


I-LCE : INDIVIDUAL LIMITED COMMON ELEMENT

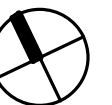
### UNIT TYPE 3G-1-G 3 BED / 3 BATH / LAUNDRY

7500, 7600, 7700, 7800

NET LIVING AREA	2216 SF
LANAI AREA (1) OR (2)	255 SF
	294 SF



SCALE: 3/32" = 1'-0"



#### RESIDENTIAL DEVELOPER

AMX PARTNERS, LLC  
1288 Ala Moana Blvd.  
Suite 208  
Honolulu, HI 96814

#### ARCHITECT OF RECORD

BENJAMIN WOO ARCHITECTS  
1240 Ala Moana Blvd.  
Suite 540  
Honolulu, Hawaii 96814



1388 Ala Moana Boulevard  
Honolulu, HI 96814  
TMK: 2-3-038 : 13

NOTE:  
THIS SHEET, IS INTENDED ONLY TO SHOW THE LAYOUT, LOCATION, UNIT  
NUMBERS AND DIMENSIONS OF UNITS, AND OTHER INFORMATION REQUIRED  
BY SECTION 514B-33, HAWAII REVISED STATUTES, AS AMENDED, AND IS NOT  
INTENDED AND SHALL NOT BE DEEMED TO CONTAIN ANY REPRESENTATION  
OR WARRANTY WHATSOEVER



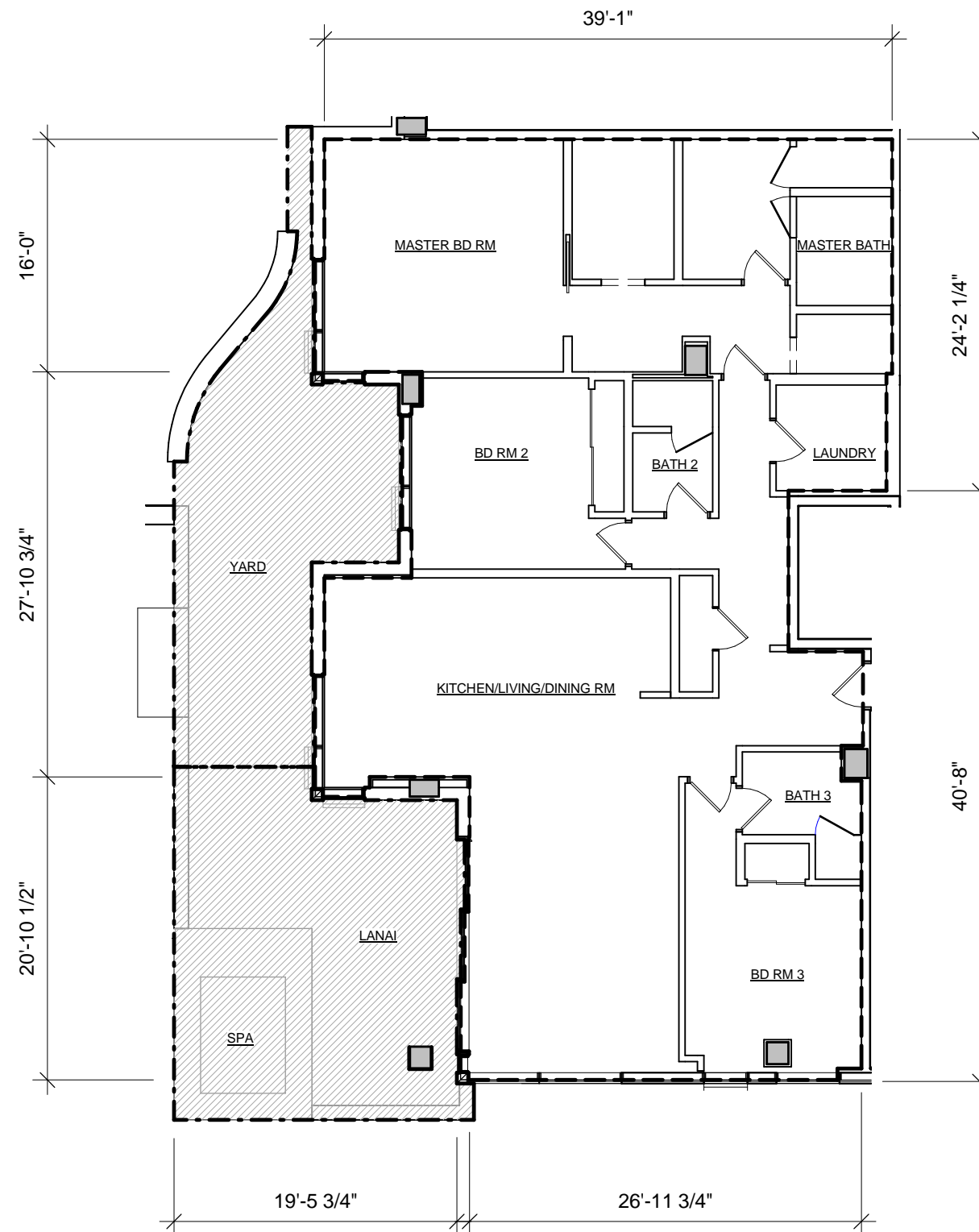
*Benjamin Woo*

#### UNIT TYPE 3G-1-G



Date:  
January 23, 2016

Sheet Number:

CPR - 4.74A



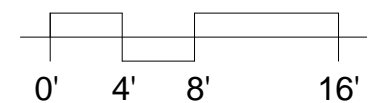
**LEGEND**

-  RU : RESIDENTIAL UNIT
-  I-LCE : INDIVIDUAL LIMITED COMMON ELEMENT

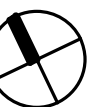
**UNIT TYPE 3G-2**  
**3 BED / 3 BATH / LAUNDRY**

5301, 7301

NET LIVING AREA	2114 SF
LANAI AREA	456 SF
PRIVATE YARD AREA	313 SF



SCALE: 3/32" = 1'-0"



**RESIDENTIAL DEVELOPER**

AMX PARTNERS, LLC  
1288 Ala Moana Blvd.  
Suite 208  
Honolulu, HI 96814

**ARCHITECT OF RECORD**

BENJAMIN WOO ARCHITECTS  
1240 Ala Moana Blvd.  
Suite 540  
Honolulu, Hawaii 96814



1388 Ala Moana Boulevard  
Honolulu, HI 96814  
TMK: 2-3-038 : 13

NOTE:  
THIS SHEET, IS INTENDED ONLY TO SHOW THE LAYOUT, LOCATION, UNIT  
NUMBERS AND DIMENSIONS OF UNITS, AND OTHER INFORMATION REQUIRED  
BY SECTION 514B-33, HAWAII REVISED STATUTES, AS AMENDED, AND IS NOT  
INTENDED AND SHALL NOT BE DEEMED TO CONTAIN ANY REPRESENTATION  
OR WARRANTY WHATSOEVER



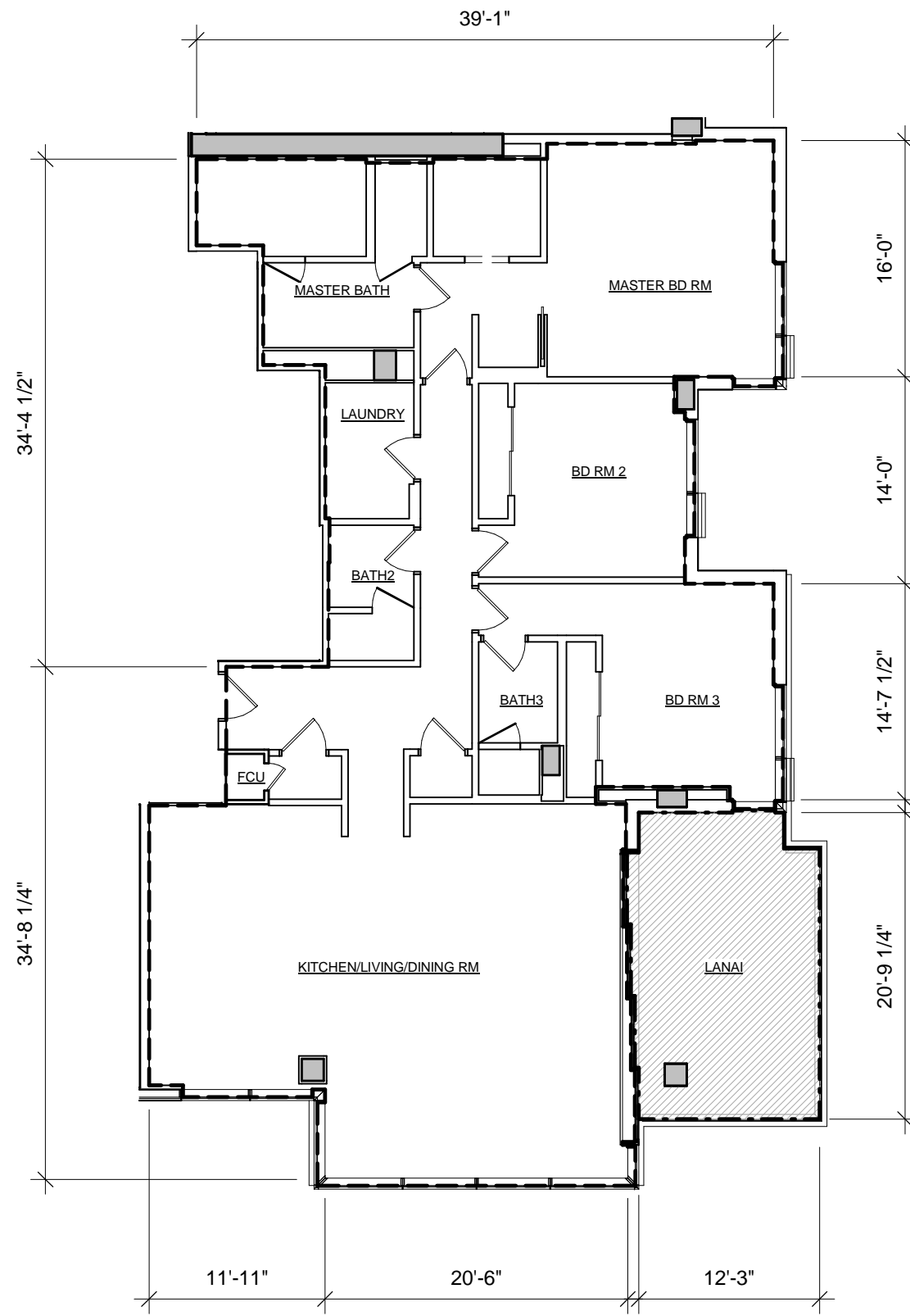
*Benjamin Woo*

**UNIT TYPE 3G-2**

Date:  
January 23, 2016

Sheet Number:

**CPR - 4.75**



**LEGEND**

[Dashed Line] RU : RESIDENTIAL UNIT

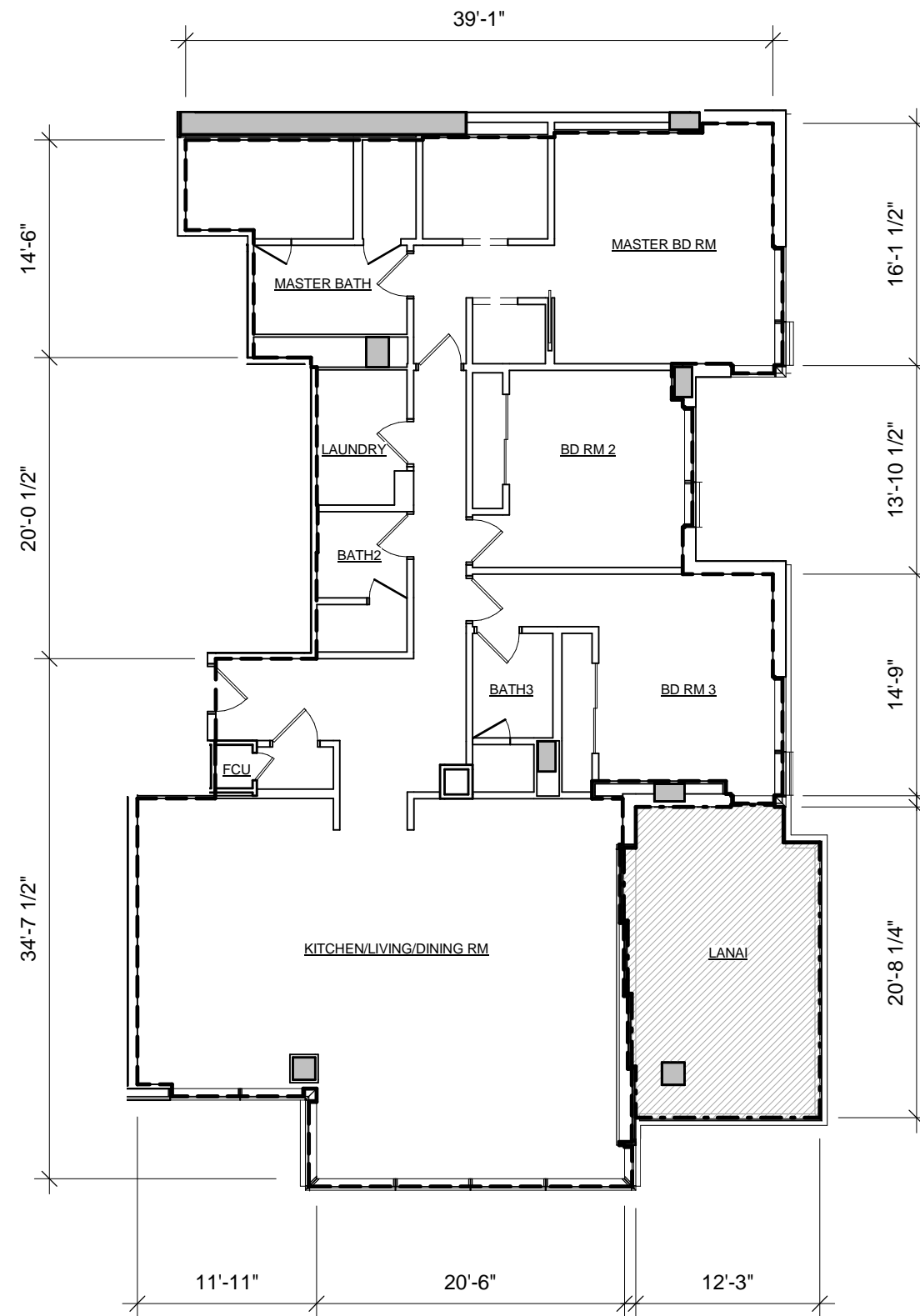
[Hatched Box] I-LCE : INDIVIDUAL LIMITED COMMON ELEMENT

**UNIT TYPE 3G-3**  
**3 BED / 3 BATH / LAUNDRY**  
**5400**


**NET LIVING AREA      2176 SF**  
**LANAI AREA            254 SF**

0'    4'    8'    16'

SCALE: 3/32" = 1'-0"



### LEGEND



RU : RESIDENTIAL UNIT

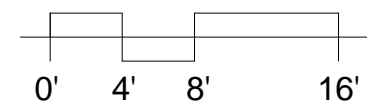


I-LCE : INDIVIDUAL LIMITED COMMON ELEMENT

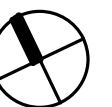
### UNIT TYPE 3G-5 3 BED / 3 BATH / LAUNDRY

7400

NET LIVING AREA 2183 SF  
LANAI AREA 254 SF



SCALE: 3/32" = 1'-0"



#### RESIDENTIAL DEVELOPER

AMX PARTNERS, LLC  
1288 Ala Moana Blvd.  
Suite 208  
Honolulu, HI 96814

#### ARCHITECT OF RECORD

BENJAMIN WOO ARCHITECTS  
1240 Ala Moana Blvd.  
Suite 540  
Honolulu, Hawaii 96814



1388 Ala Moana Boulevard  
Honolulu, HI 96814  
TMK: 2-3-038 : 13

NOTE:  
THIS SHEET, IS INTENDED ONLY TO SHOW THE LAYOUT, LOCATION, UNIT  
NUMBERS AND DIMENSIONS OF UNITS, AND OTHER INFORMATION REQUIRED  
BY SECTION 514B-33, HAWAII REVISED STATUTES, AS AMENDED, AND IS NOT  
INTENDED AND SHALL NOT BE DEEMED TO CONTAIN ANY REPRESENTATION  
OR WARRANTY WHATSOEVER



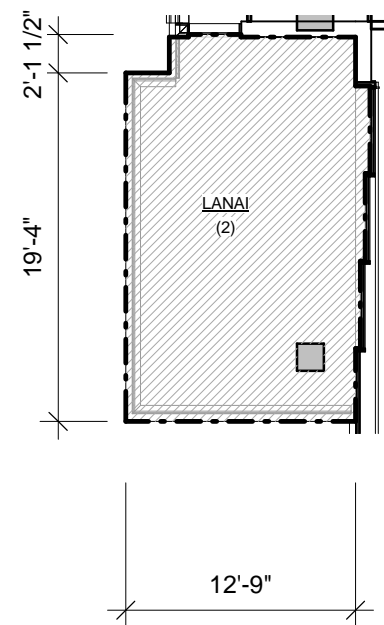
*Benjamin Woo*

#### UNIT TYPE 3G-5

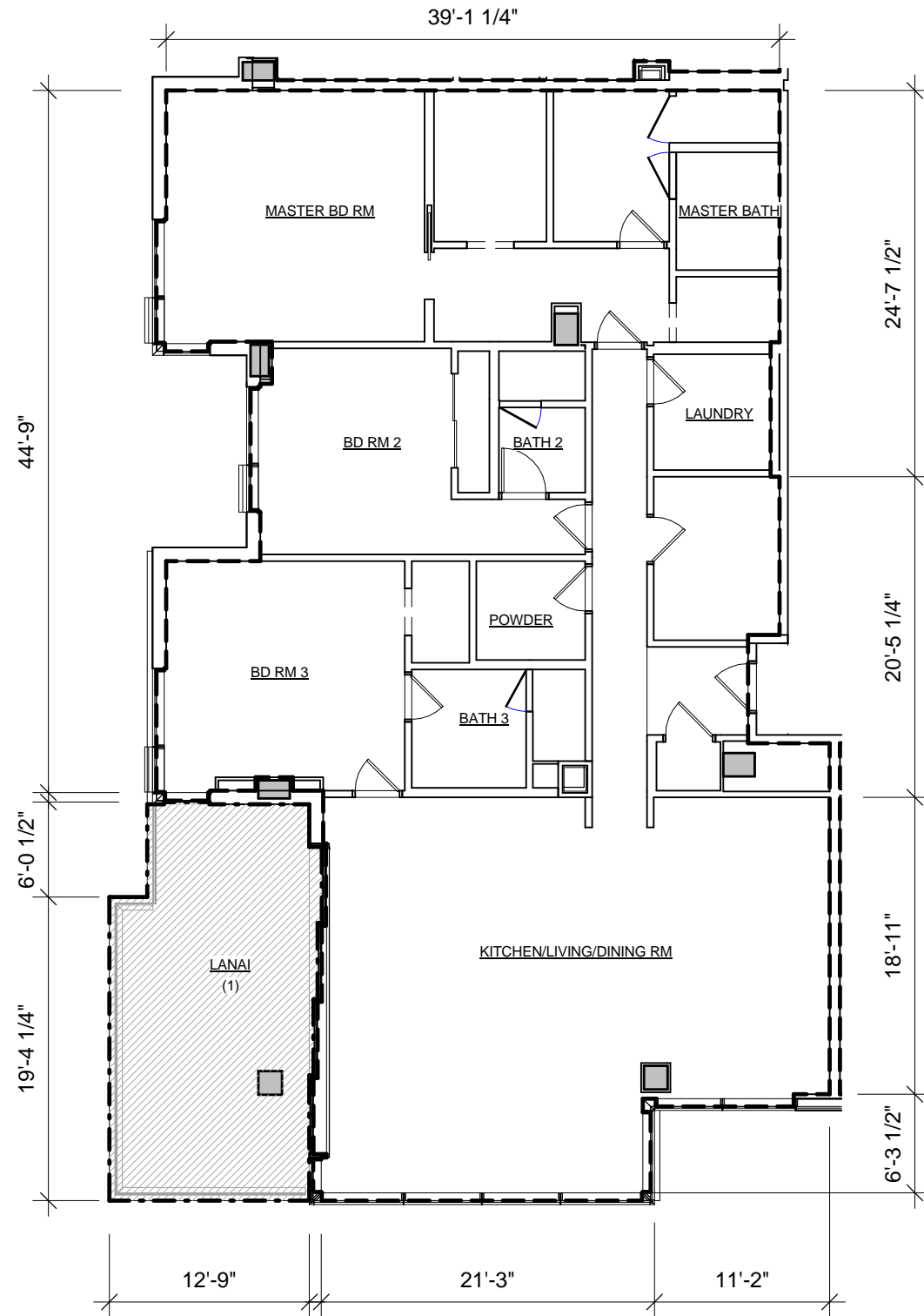
Date:  
January 23, 2016

Sheet Number:

CPR - 4.77

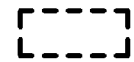


**LANAI  
(2)  
7601**



**LANAI  
(1)  
7501  
7701  
7801**

**LEGEND**



RU : RESIDENTIAL UNIT




I-LCE : INDIVIDUAL LIMITED COMMON ELEMENT

**UNIT TYPE 3G-6  
3 BED / 3.5 BATH / LAUNDRY**

**7501, 7601, 7701, 7801**

NET LIVING AREA		2444 SF
LANAI AREA	(1)	314 SF
	OR	
	(2)	273 SF



SCALE: 3/32" = 1'-0"

**RESIDENTIAL DEVELOPER**

AMX PARTNERS, LLC  
1288 Ala Moana Blvd.  
Suite 208  
Honolulu, HI 96814

**ARCHITECT OF RECORD**

BENJAMIN WOO ARCHITECTS  
1240 Ala Moana Blvd.  
Suite 540  
Honolulu, Hawaii 96814



1388 Ala Moana Boulevard  
Honolulu, HI 96814  
TMK: 2-3-038 : 13

NOTE:  
THIS SHEET, IS INTENDED ONLY TO SHOW THE LAYOUT, LOCATION, UNIT  
NUMBERS AND DIMENSIONS OF UNITS, AND OTHER INFORMATION REQUIRED  
BY SECTION 514B-33, HAWAII REVISED STATUTES, AS AMENDED, AND IS NOT  
INTENDED AND SHALL NOT BE DEEMED TO CONTAIN ANY REPRESENTATION  
OR WARRANTY WHATSOEVER



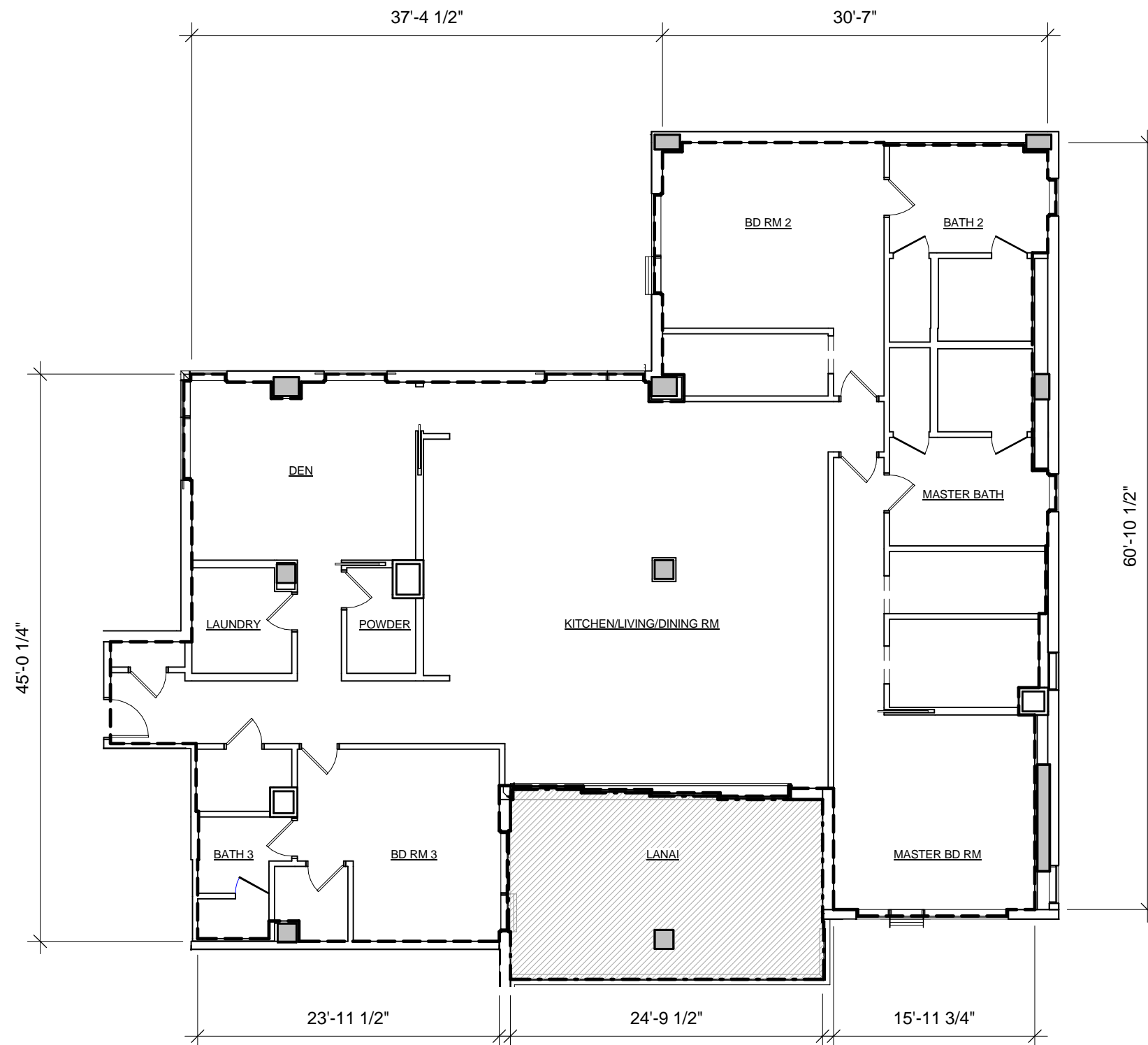
*Benjamin Woo*

**UNIT TYPE 3G-6**


Date:  
January 23, 2016

Sheet Number:

**CPR - 4.77A**



**LEGEND**



RU : RESIDENTIAL UNIT



I-LCE : INDIVIDUAL LIMITED COMMON ELEMENT

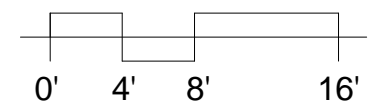
**UNIT TYPE 3H**

**3 BED / 3.5 BATH / DEN / LAUNDRY**

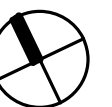
**8704, 8804**

**NET LIVING AREA  
LANAI AREA**

**3252 SF  
362 SF**



SCALE: 3/32" = 1'-0"



**RESIDENTIAL DEVELOPER**

AMX PARTNERS, LLC  
1288 Ala Moana Blvd.  
Suite 208  
Honolulu, HI 96814

**ARCHITECT OF RECORD**

BENJAMIN WOO ARCHITECTS  
1240 Ala Moana Blvd.  
Suite 540  
Honolulu, Hawaii 96814



1388 Ala Moana Boulevard  
Honolulu, HI 96814  
TMK: 2-3-038 : 13

NOTE:  
THIS SHEET, IS INTENDED ONLY TO SHOW THE LAYOUT, LOCATION, UNIT  
NUMBERS AND DIMENSIONS OF UNITS, AND OTHER INFORMATION REQUIRED  
BY SECTION 514B-33, HAWAII REVISED STATUTES, AS AMENDED, AND IS NOT  
INTENDED AND SHALL NOT BE DEEMED TO CONTAIN ANY REPRESENTATION  
OR WARRANTY WHATSOEVER



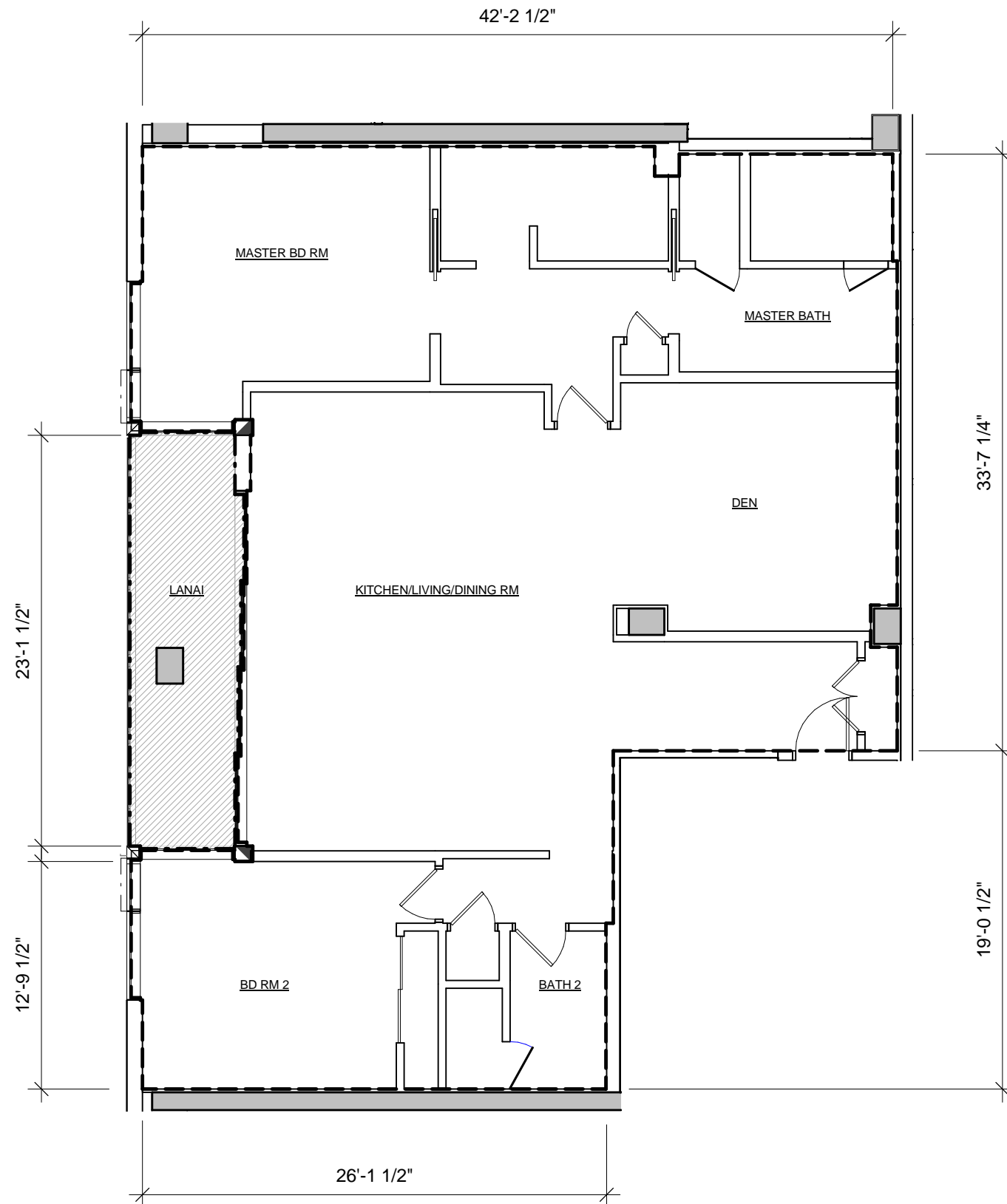
*Benjamin Woo*

**UNIT TYPE 3H**


Date:  
January 23, 2016

Sheet Number:

**CPR - 4.78**



### LEGEND



RU : RESIDENTIAL UNIT




I-LCE : INDIVIDUAL LIMITED COMMON ELEMENT

### UNIT TYPE MGR 2 BED / 2 BATH / DEN

1306

NET LIVING AREA 1802 SF  
LANAI AREA 140 SF



SCALE: 1/8" = 1'-0"

#### RESIDENTIAL DEVELOPER

AMX PARTNERS, LLC  
1288 Ala Moana Blvd.  
Suite 208  
Honolulu, HI 96814

#### ARCHITECT OF RECORD

BENJAMIN WOO ARCHITECTS  
1240 Ala Moana Blvd.  
Suite 540  
Honolulu, Hawaii 96814



1388 Ala Moana Boulevard  
Honolulu, HI 96814  
TMK: 2-3-038 : 13

NOTE:  
THE CONDOMINIUM MAP FOR THE CONDOMINIUM PROJECT, WHICH INCLUDES  
THIS SHEET, IS INTENDED ONLY TO SHOW THE LAYOUT, LOCATION, UNIT  
NUMBERS AND DIMENSIONS OF UNITS, AND OTHER INFORMATION REQUIRED  
BY SECTION 514B-33, HAWAII REVISED STATUTES, AS AMENDED, AND IS NOT  
INTENDED AND SHALL NOT BE DEEMED TO CONTAIN ANY REPRESENTATION  
OR WARRANTY WHATSOEVER



*Benjamin Woo*

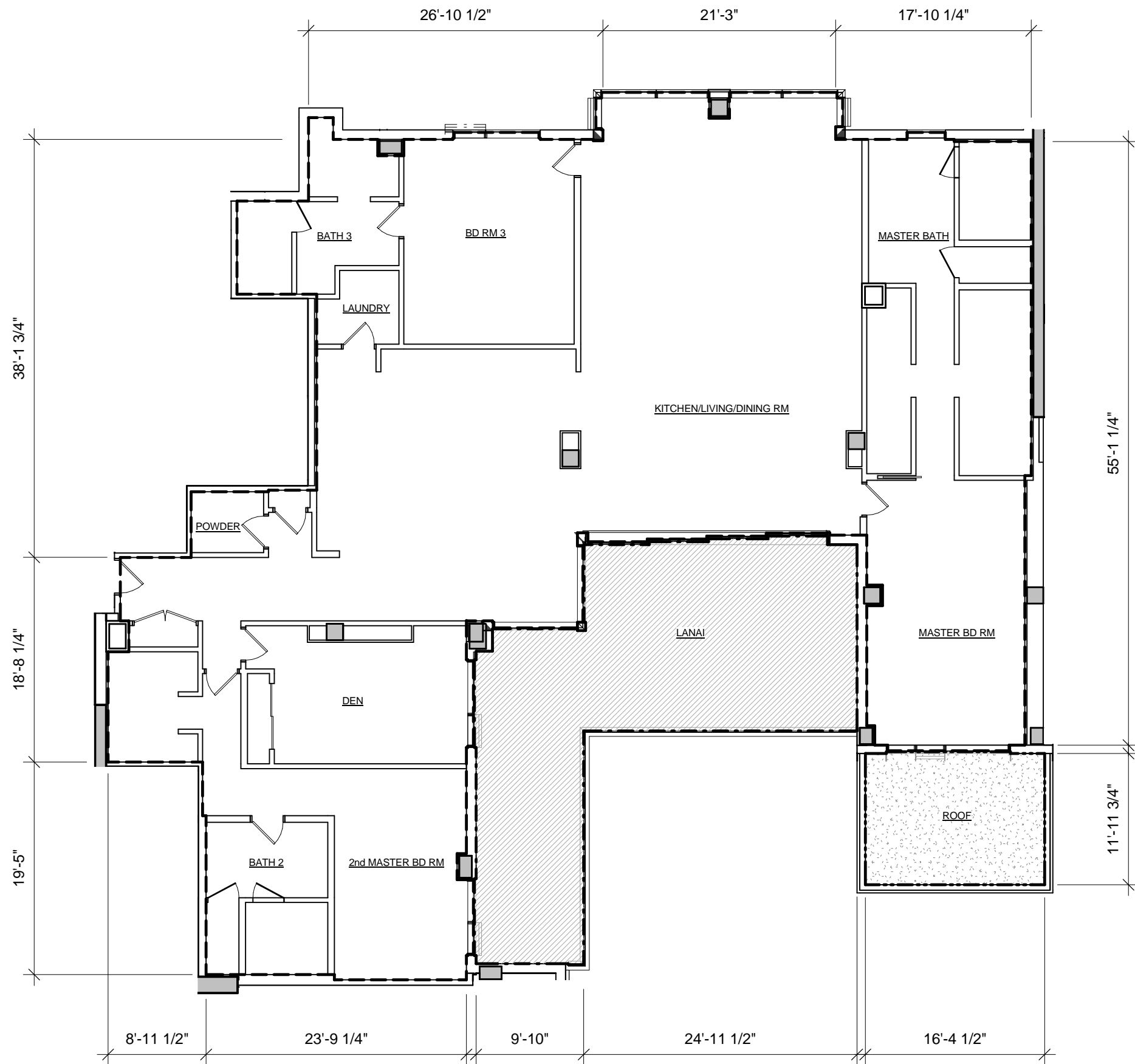
#### UNIT TYPE MGR

Date:  
January 23, 2016




Sheet Number:

CPR - 4.79





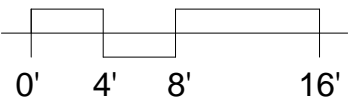
**LEGEND**

-  RU : RESIDENTIAL UNIT
-  I-LCE : INDIVIDUAL LIMITED COMMON ELEMENT
-  LCE - R : RESIDENTIAL LIMITED COMMON ELEMENT

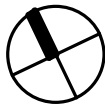
**UNIT TYPE PR**  
**3 BED / 3.5 BATH / DEN / LAUNDRY**

**6504**

**NET LIVING AREA      4060 SF**  
**LANAI AREA            732 SF**



SCALE: 3/32" = 1'-0"



RESIDENTIAL DEVELOPER  
**AMX PARTNERS, LLC**  
1288 Ala Moana Blvd.  
Suite 208  
Honolulu, HI 96814

ARCHITECT OF RECORD  
**BENJAMIN WOO ARCHITECTS**  
1240 Ala Moana Blvd.  
Suite 540  
Honolulu, Hawaii 96814



1388 Ala Moana Boulevard  
Honolulu, HI 96814  
TMK: 2-3-038 : 13

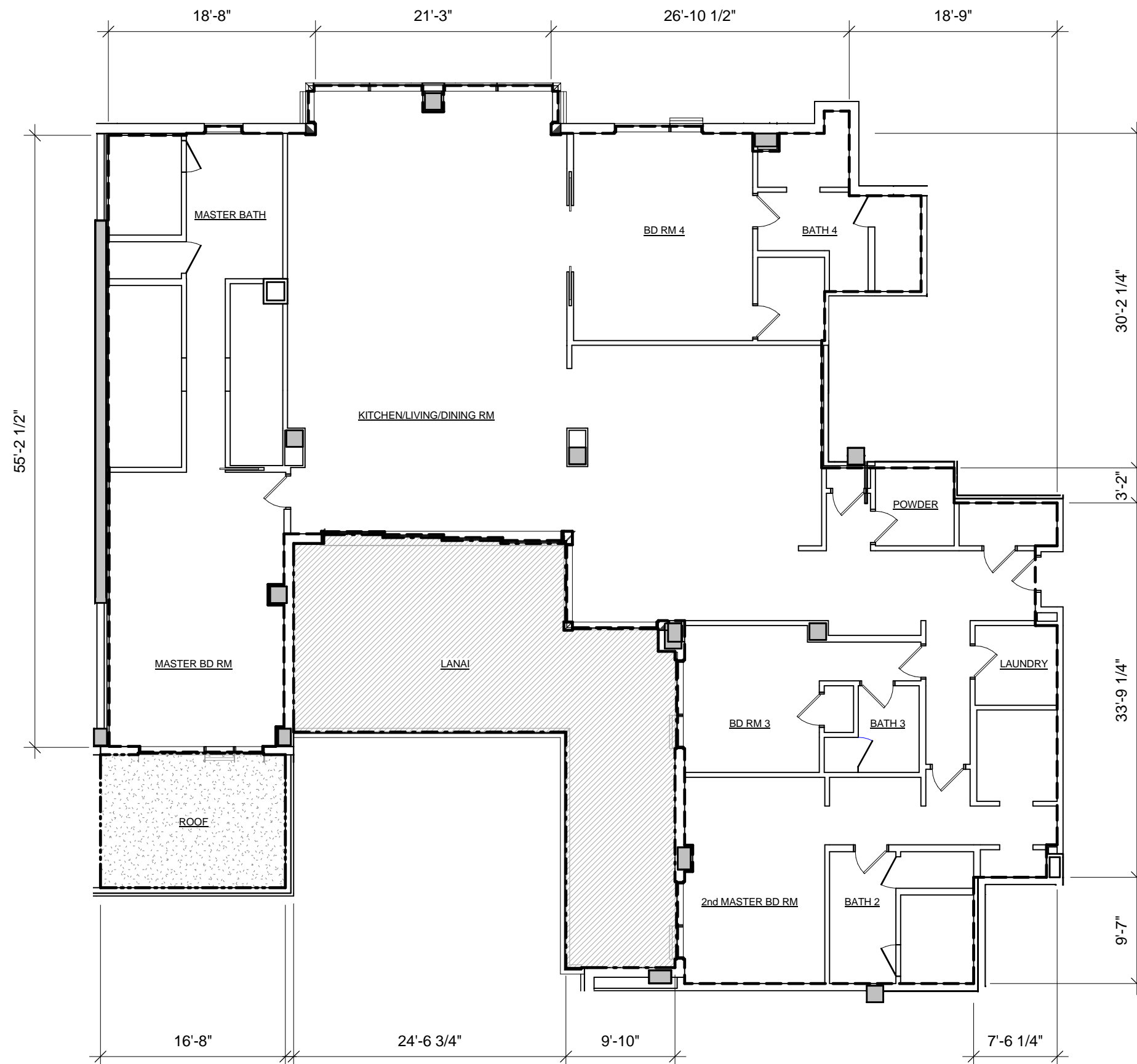
NOTE:  
THIS SHEET, IS INTENDED ONLY TO SHOW THE LAYOUT, LOCATION, UNIT  
NUMBERS AND DIMENSIONS OF UNITS, AND OTHER INFORMATION REQUIRED  
BY SECTION 514B-33, HAWAII REVISED STATUTES, AS AMENDED, AND IS NOT  
INTENDED AND SHALL NOT BE DEEMED TO CONTAIN ANY REPRESENTATION  
OR WARRANTY WHATSOEVER






*Benjamin Woo*

**UNIT TYPE PR**  
  
Date:  
January 23, 2016

Sheet Number:  
  
**CPR - 4.80**



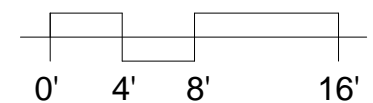
### LEGEND

-  RU : RESIDENTIAL UNIT
-  I-LCE : INDIVIDUAL LIMITED COMMON ELEMENT
-  LCE - R : RESIDENTIAL LIMITED COMMON ELEMENT

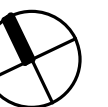
### UNIT TYPE PR-1 4 BED / 4.5 BATH / LAUNDRY

6505

NET LIVING AREA 4287 SF  
LANAI AREA 725 SF



SCALE: 3/32" = 1'-0"



#### RESIDENTIAL DEVELOPER

AMX PARTNERS, LLC  
1288 Ala Moana Blvd.  
Suite 208  
Honolulu, HI 96814

#### ARCHITECT OF RECORD

BENJAMIN WOO ARCHITECTS  
1240 Ala Moana Blvd.  
Suite 540  
Honolulu, Hawaii 96814



1388 Ala Moana Boulevard  
Honolulu, HI 96814  
TMK: 2-3-038 : 13

NOTE:  
THIS SHEET, IS INTENDED ONLY TO SHOW THE LAYOUT, LOCATION, UNIT  
NUMBERS AND DIMENSIONS OF UNITS, AND OTHER INFORMATION REQUIRED  
BY SECTION 514B-33, HAWAII REVISED STATUTES, AS AMENDED, AND IS NOT  
INTENDED AND SHALL NOT BE DEEMED TO CONTAIN ANY REPRESENTATION  
OR WARRANTY WHATSOEVER



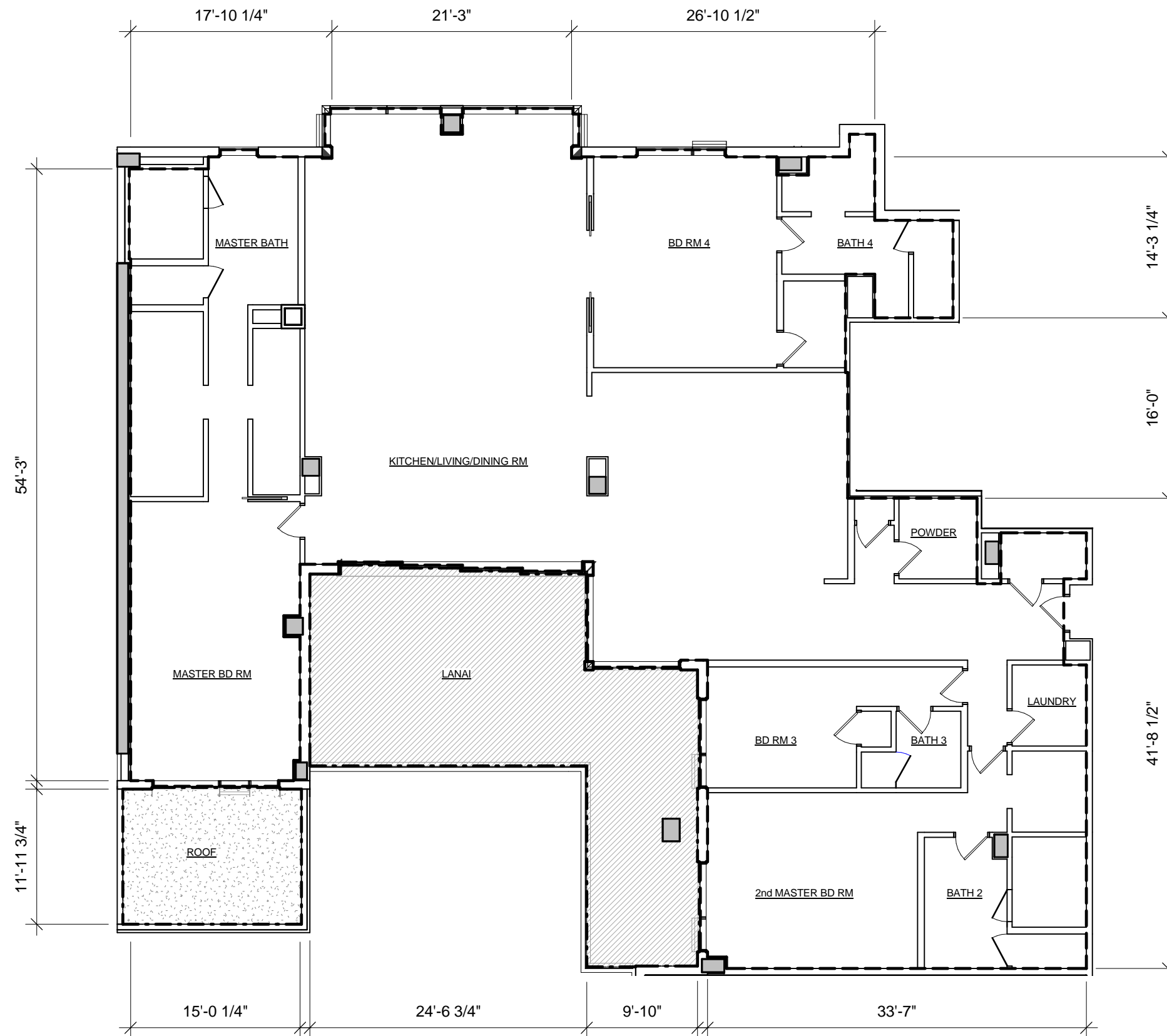
*Benjamin Woo*

#### UNIT TYPE PR-1

Date:  
January 23, 2016

Sheet Number:

CPR - 4.81



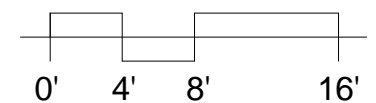
### LEGEND

- [Dashed Line] RU : RESIDENTIAL UNIT
- [Hatched Box] I-LCE : INDIVIDUAL LIMITED COMMON ELEMENT
- [Dotted Box] LCE - R : RESIDENTIAL LIMITED COMMON ELEMENT

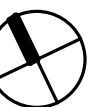
### UNIT TYPE PR-2 4 BED / 4.5 BATH / LAUNDRY

5505

NET LIVING AREA 4142 SF  
LANAI AREA 684 SF



SCALE: 3/32" = 1'-0"



#### RESIDENTIAL DEVELOPER

AMX PARTNERS, LLC  
1288 Ala Moana Blvd.  
Suite 208  
Honolulu, HI 96814

#### ARCHITECT OF RECORD

BENJAMIN WOO ARCHITECTS  
1240 Ala Moana Blvd.  
Suite 540  
Honolulu, Hawaii 96814



1388 Ala Moana Boulevard  
Honolulu, HI 96814  
TMK: 2-3-038 : 13

NOTE:  
THIS SHEET, IS INTENDED ONLY TO SHOW THE LAYOUT, LOCATION, UNIT  
NUMBERS AND DIMENSIONS OF UNITS, AND OTHER INFORMATION REQUIRED  
BY SECTION 514B-33, HAWAII REVISED STATUTES, AS AMENDED, AND IS NOT  
INTENDED AND SHALL NOT BE DEEMED TO CONTAIN ANY REPRESENTATION  
OR WARRANTY WHATSOEVER



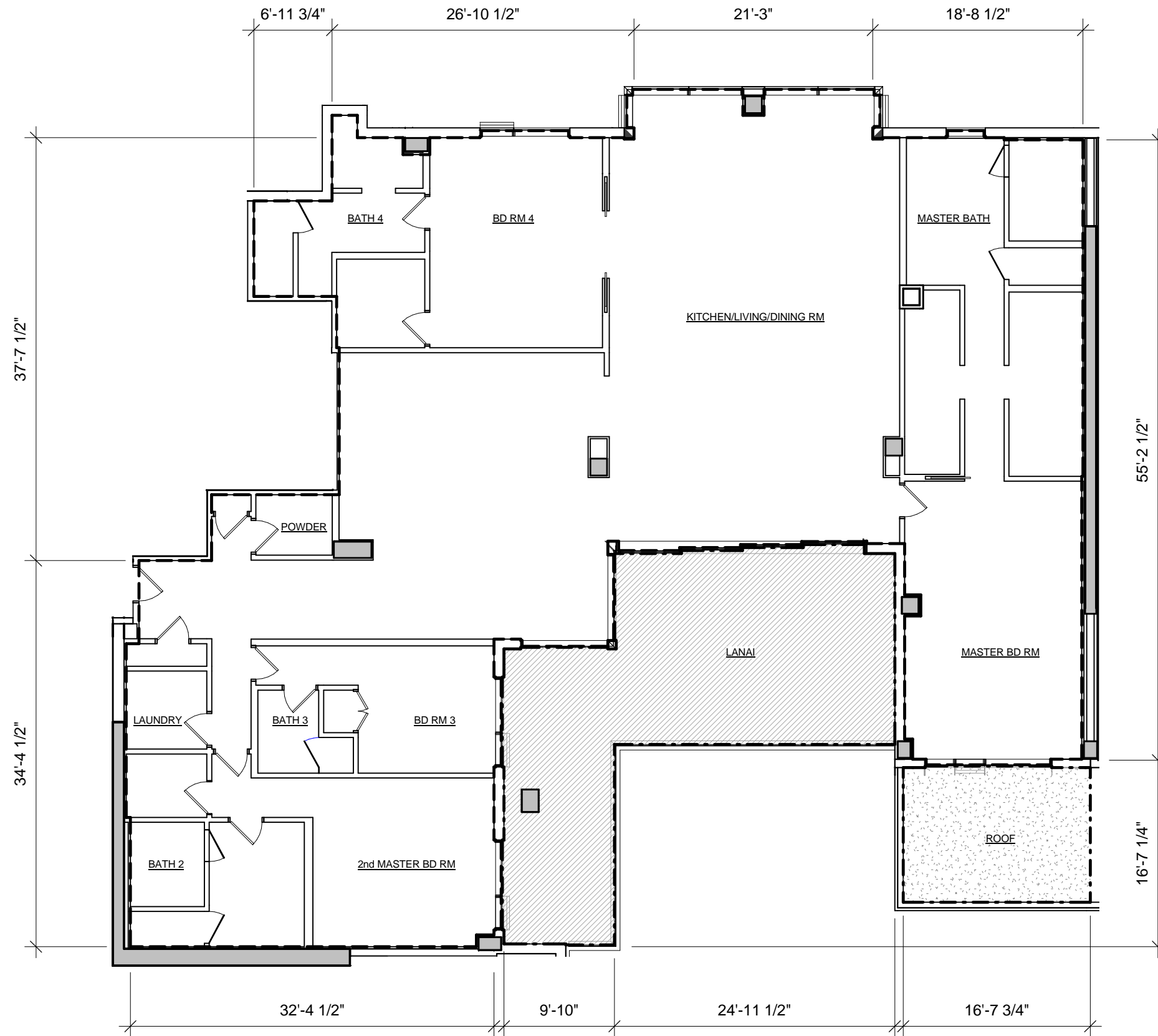
*Benjamin Woo*

#### UNIT TYPE PR-2




Date:  
January 23, 2016

Sheet Number:

CPR - 4.82



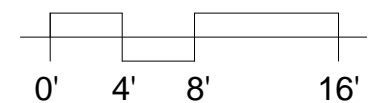
### LEGEND

-  RU : RESIDENTIAL UNIT
-  I-LCE : INDIVIDUAL LIMITED COMMON ELEMENT
-  LCE - R : RESIDENTIAL LIMITED COMMON ELEMENT

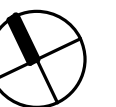
### UNIT TYPE PR-3 4 BED / 4.5 BATH / LAUNDRY

5504

NET LIVING AREA 4169 SF  
LANAI AREA 692 SF



SCALE: 3/32" = 1'-0"



#### RESIDENTIAL DEVELOPER

AMX PARTNERS, LLC  
1288 Ala Moana Blvd.  
Suite 208  
Honolulu, HI 96814

#### ARCHITECT OF RECORD

BENJAMIN WOO ARCHITECTS  
1240 Ala Moana Blvd.  
Suite 540  
Honolulu, Hawaii 96814



1388 Ala Moana Boulevard  
Honolulu, HI 96814  
TMK: 2-3-038 : 13

NOTE:  
THE CONDOMINIUM MAP FOR THE CONDOMINIUM PROJECT, WHICH INCLUDES  
THIS SHEET, IS INTENDED ONLY TO SHOW THE LAYOUT, LOCATION, UNIT  
NUMBERS AND DIMENSIONS OF UNITS, AND OTHER INFORMATION REQUIRED  
BY SECTION 514B-33, HAWAII REVISED STATUTES, AS AMENDED, AND IS NOT  
INTENDED AND SHALL NOT BE DEEMED TO CONTAIN ANY REPRESENTATION  
OR WARRANTY WHATSOEVER



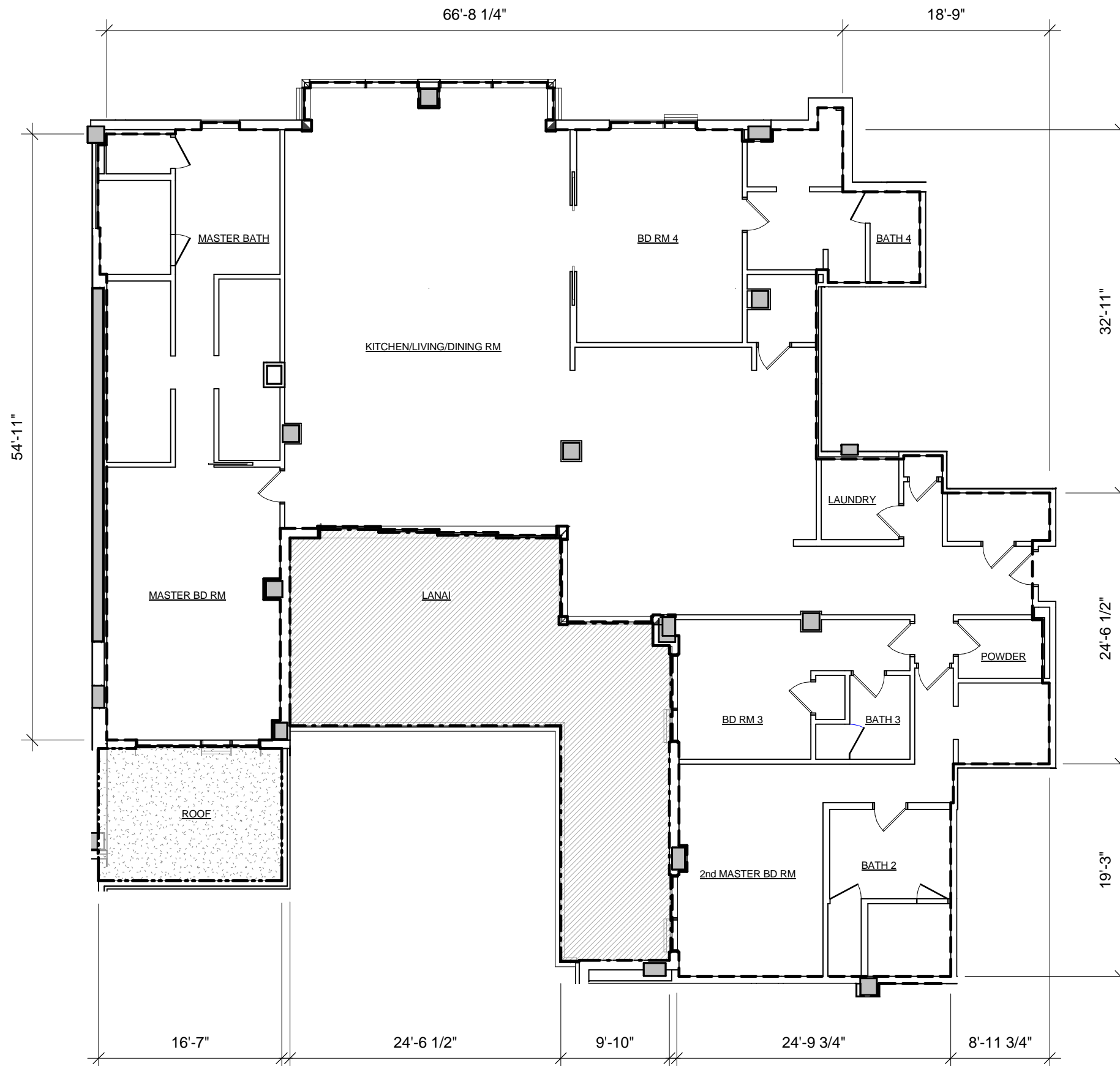
*Benjamin Woo*

#### UNIT TYPE PR-3

Date:  
January 23, 2016

Sheet Number:

CPR - 4.83

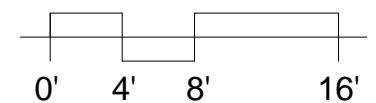


**LEGEND**

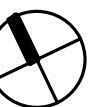
- RU : RESIDENTIAL UNIT
- I-LCE : INDIVIDUAL LIMITED COMMON ELEMENT
- LCE - R : RESIDENTIAL LIMITED COMMON ELEMENT

**UNIT TYPE PR-4**  
**4 BED / 4.5 BATH / LAUNDRY**  
**8505**

**NET LIVING AREA 4200 SF**  
**LANAI AREA 725 SF**



SCALE: 3/32" = 1'-0"



**RESIDENTIAL DEVELOPER**

AMX PARTNERS, LLC  
1288 Ala Moana Blvd.  
Suite 208  
Honolulu, HI 96814

**ARCHITECT OF RECORD**

BENJAMIN WOO ARCHITECTS  
1240 Ala Moana Blvd.  
Suite 540  
Honolulu, Hawaii 96814



1388 Ala Moana Boulevard  
Honolulu, HI 96814  
TMK: 2-3-038 : 13

NOTE:  
THIS SHEET, IS INTENDED ONLY TO SHOW THE LAYOUT, LOCATION, UNIT  
NUMBERS AND DIMENSIONS OF UNITS, AND OTHER INFORMATION REQUIRED  
BY SECTION 514B-33, HAWAII REVISED STATUTES, AS AMENDED, AND IS NOT  
INTENDED AND SHALL NOT BE DEEMED TO CONTAIN ANY REPRESENTATION  
OR WARRANTY WHATSOEVER



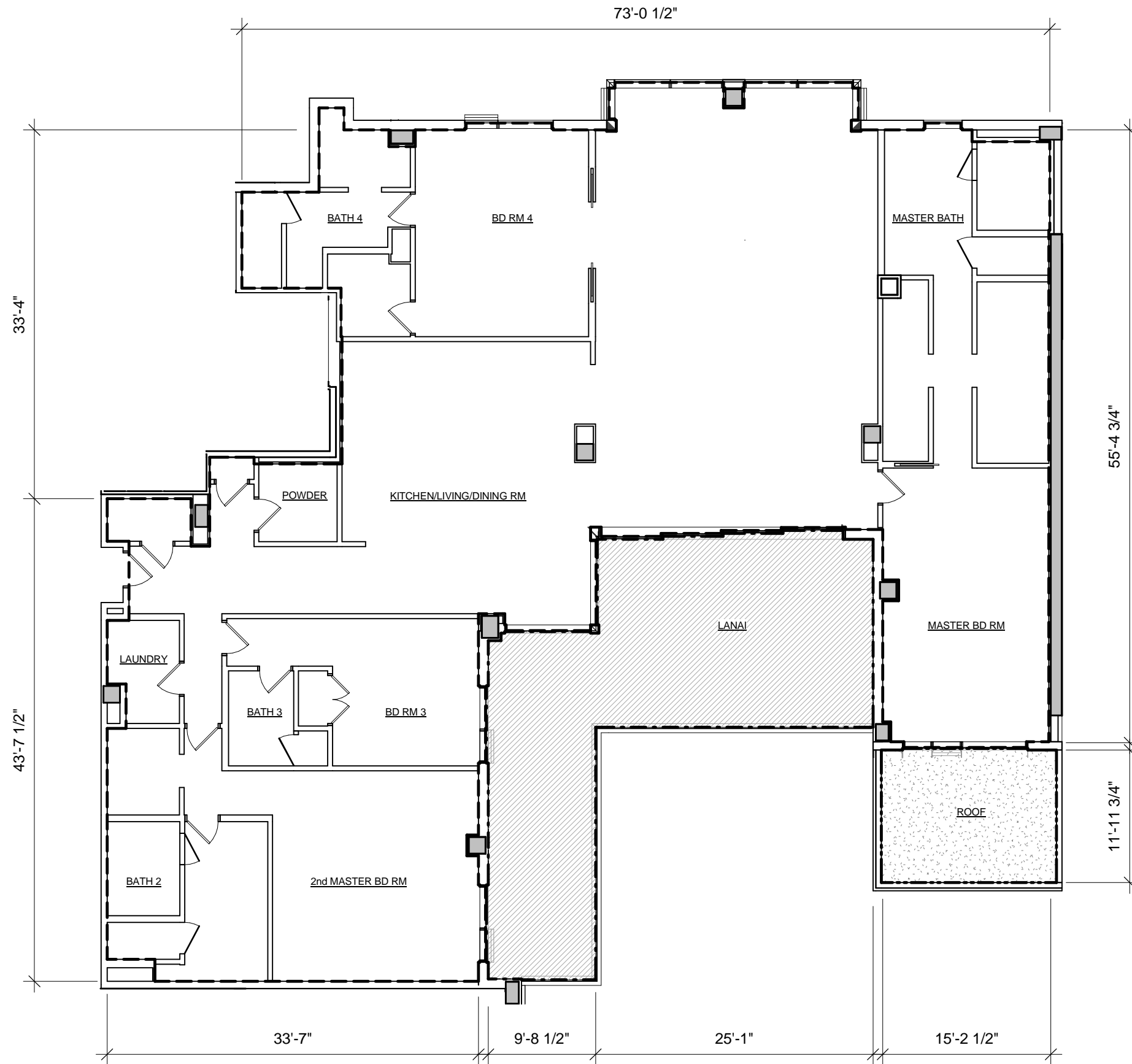
*Benjamin Woo*

**UNIT TYPE PR-4**




Date:  
January 23, 2016

Sheet Number:

**CPR - 4.84**



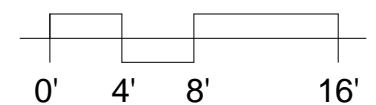
### LEGEND

-  RU : RESIDENTIAL UNIT
-  I-LCE : INDIVIDUAL LIMITED COMMON ELEMENT
-  LCE - R : RESIDENTIAL LIMITED COMMON ELEMENT

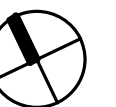
### UNIT TYPE PR-5 4 BED / 4.5 BATH / LAUNDRY

3502

NET LIVING AREA 4319 SF  
LANAI AREA 740 SF



SCALE: 3/32" = 1'-0"



#### RESIDENTIAL DEVELOPER

AMX PARTNERS, LLC  
1288 Ala Moana Blvd.  
Suite 208  
Honolulu, HI 96814

#### ARCHITECT OF RECORD

BENJAMIN WOO ARCHITECTS  
1240 Ala Moana Blvd.  
Suite 540  
Honolulu, Hawaii 96814



1388 Ala Moana Boulevard  
Honolulu, HI 96814  
TMK: 2-3-038 : 13

NOTE:  
THIS SHEET, IS INTENDED ONLY TO SHOW THE LAYOUT, LOCATION, UNIT  
NUMBERS AND DIMENSIONS OF UNITS, AND OTHER INFORMATION REQUIRED  
BY SECTION 514B-33, HAWAII REVISED STATUTES, AS AMENDED, AND IS NOT  
INTENDED AND SHALL NOT BE DEEMED TO CONTAIN ANY REPRESENTATION  
OR WARRANTY WHATSOEVER



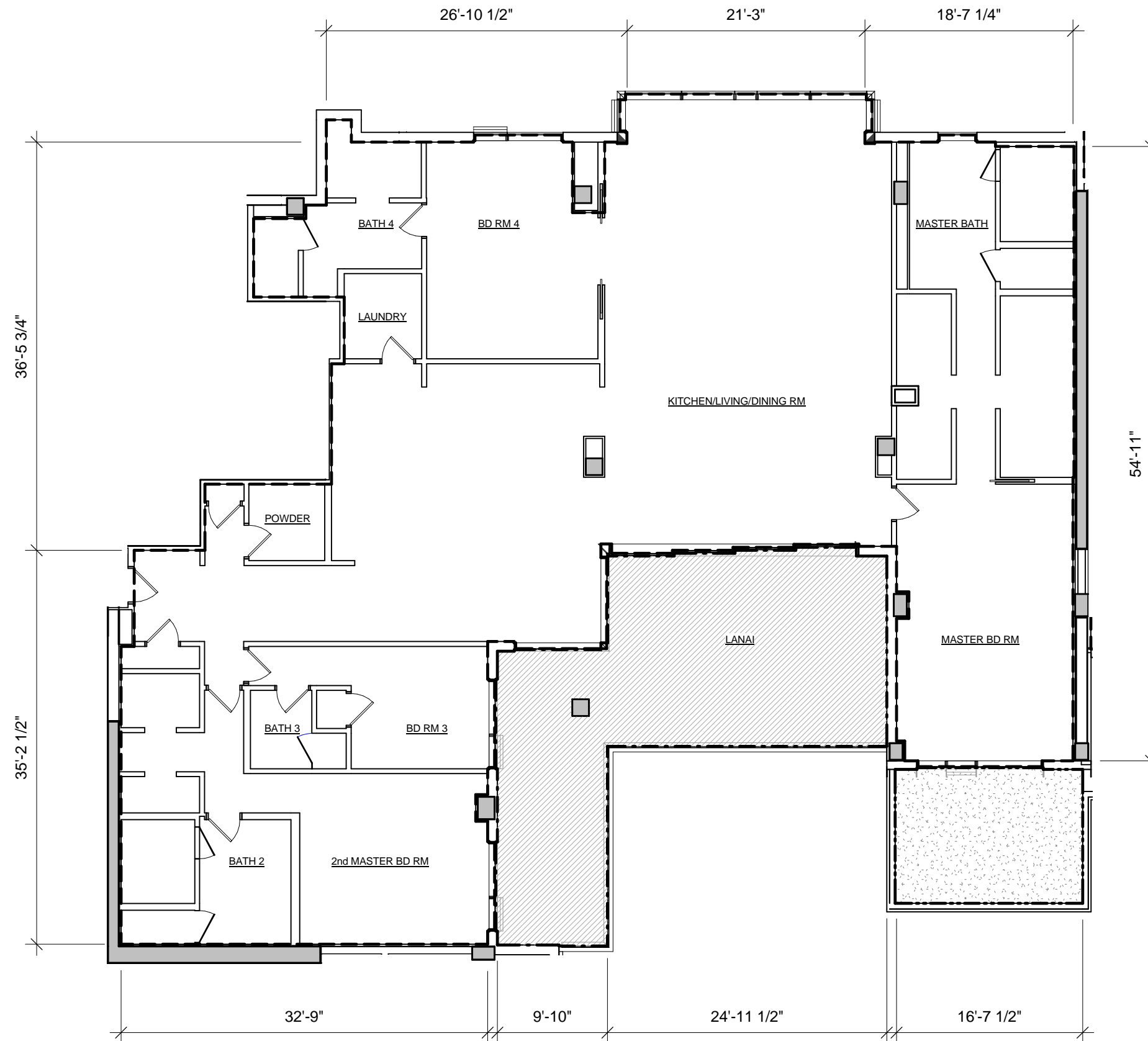
*Benjamin Woo*

#### UNIT TYPE PR-5

Date:  
January 23, 2016

Sheet Number:

CPR - 4.85



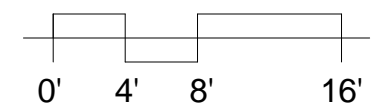
### LEGEND

- RU : RESIDENTIAL UNIT
- I-LCE : INDIVIDUAL LIMITED COMMON ELEMENT
- LCE - R : RESIDENTIAL LIMITED COMMON ELEMENT

### UNIT TYPE PR-6 4 BED / 4.5 BATH / LAUNDRY

7504

NET LIVING AREA 4154 SF  
LANAI AREA 692 SF



SCALE: 3/32" = 1'-0"



#### RESIDENTIAL DEVELOPER

AMX PARTNERS, LLC  
1288 Ala Moana Blvd.  
Suite 208  
Honolulu, HI 96814

#### ARCHITECT OF RECORD

BENJAMIN WOO ARCHITECTS  
1240 Ala Moana Blvd.  
Suite 540  
Honolulu, Hawaii 96814



1388 Ala Moana Boulevard  
Honolulu, HI 96814  
TMK: 2-3-038 : 13

NOTE:  
THIS SHEET, IS INTENDED ONLY TO SHOW THE LAYOUT, LOCATION, UNIT  
NUMBERS AND DIMENSIONS OF UNITS, AND OTHER INFORMATION REQUIRED  
BY SECTION 514B-33, HAWAII REVISED STATUTES, AS AMENDED, AND IS NOT  
INTENDED AND SHALL NOT BE DEEMED TO CONTAIN ANY REPRESENTATION  
OR WARRANTY WHATSOEVER



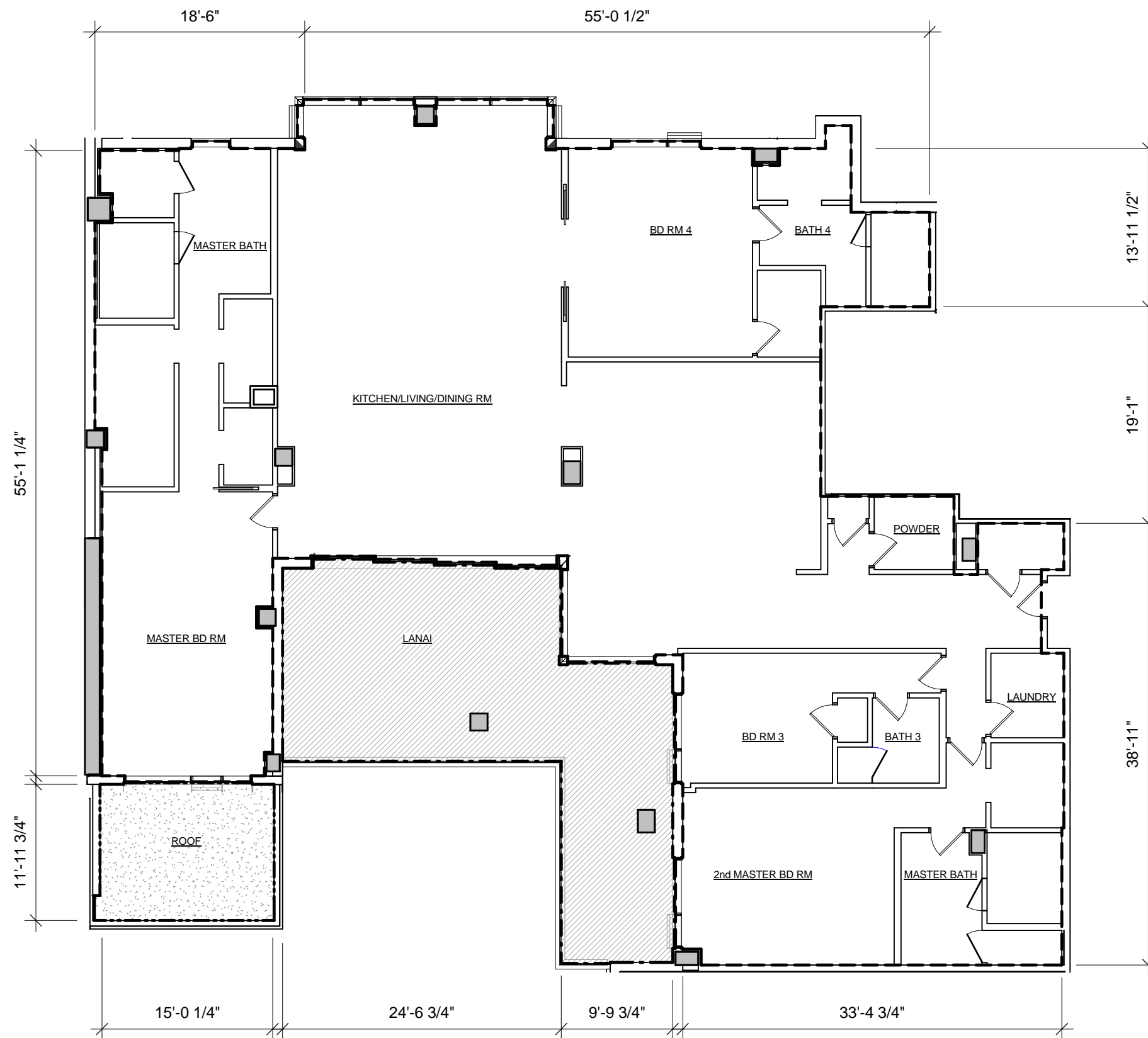
*Benjamin Woo*

#### UNIT TYPE PR-6




Date:  
January 23, 2016

Sheet Number:

CPR - 4.86



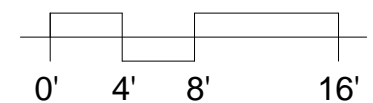
### LEGEND

-  RU : RESIDENTIAL UNIT
-  I-LCE : INDIVIDUAL LIMITED COMMON ELEMENT
-  LCE - R : RESIDENTIAL LIMITED COMMON ELEMENT

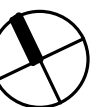
### UNIT TYPE PR-7 4 BED / 4.5 BATH / LAUNDRY

7505

NET LIVING AREA 4156 SF  
LANAI AREA 682 SF



SCALE: 3/32" = 1'-0"



#### RESIDENTIAL DEVELOPER

AMX PARTNERS, LLC  
1288 Ala Moana Blvd.  
Suite 208  
Honolulu, HI 96814

#### ARCHITECT OF RECORD

BENJAMIN WOO ARCHITECTS  
1240 Ala Moana Blvd.  
Suite 540  
Honolulu, Hawaii 96814



1388 Ala Moana Boulevard  
Honolulu, HI 96814  
TMK: 2-3-038 : 13

NOTE:  
THIS SHEET, IS INTENDED ONLY TO SHOW THE LAYOUT, LOCATION, UNIT  
NUMBERS AND DIMENSIONS OF UNITS, AND OTHER INFORMATION REQUIRED  
BY SECTION 514B-33, HAWAII REVISED STATUTES, AS AMENDED, AND IS NOT  
INTENDED AND SHALL NOT BE DEEMED TO CONTAIN ANY REPRESENTATION  
OR WARRANTY WHATSOEVER



*Benjamin Woo*

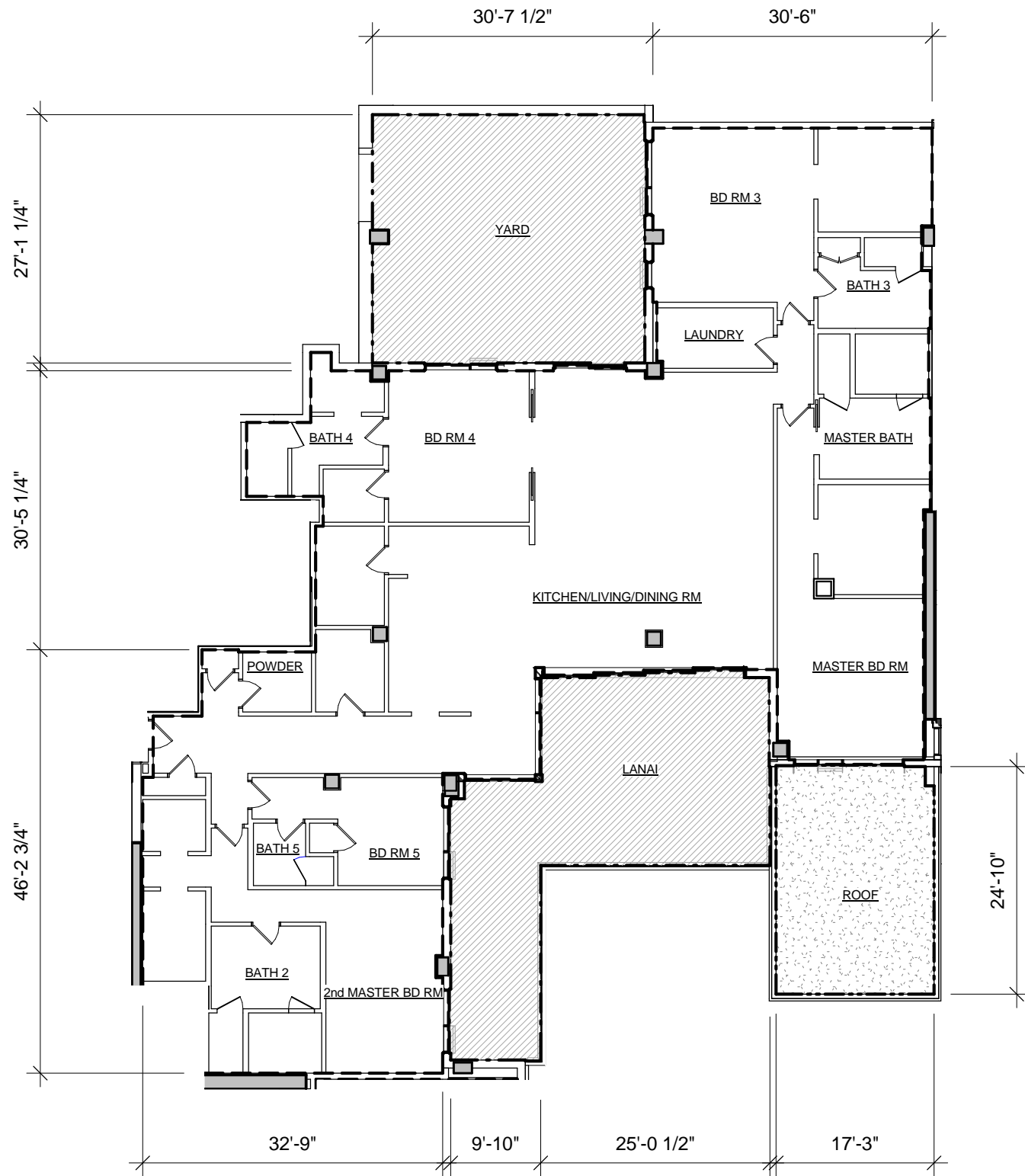
#### UNIT TYPE PR-7

Date:  
January 23, 2016

Sheet Number:

CPR - 4.87





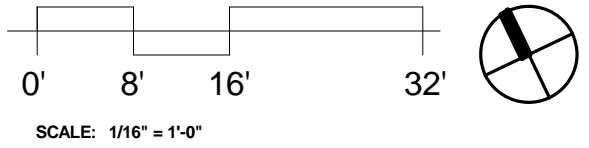
**LEGEND**

- RU : RESIDENTIAL UNIT
- I-LCE : INDIVIDUAL LIMITED COMMON ELEMENT
- LCE - R : RESIDENTIAL LIMITED COMMON ELEMENT

**UNIT TYPE PR-8**  
**5 BED / 5.5 BATH / LAUNDRY**

**8504**

NET LIVING AREA	4700 SF
LANAI AREA	821 SF
PRIVATE YARD AREA	800 SF



RESIDENTIAL DEVELOPER  
AMX PARTNERS, LLC  
1288 Ala Moana Blvd.  
Suite 208  
Honolulu, HI 96814

ARCHITECT OF RECORD  
BENJAMIN WOO ARCHITECTS  
1240 Ala Moana Blvd.  
Suite 540  
Honolulu, Hawaii 96814



1388 Ala Moana Boulevard  
Honolulu, HI 96814  
TMK: 2-3-038 : 13

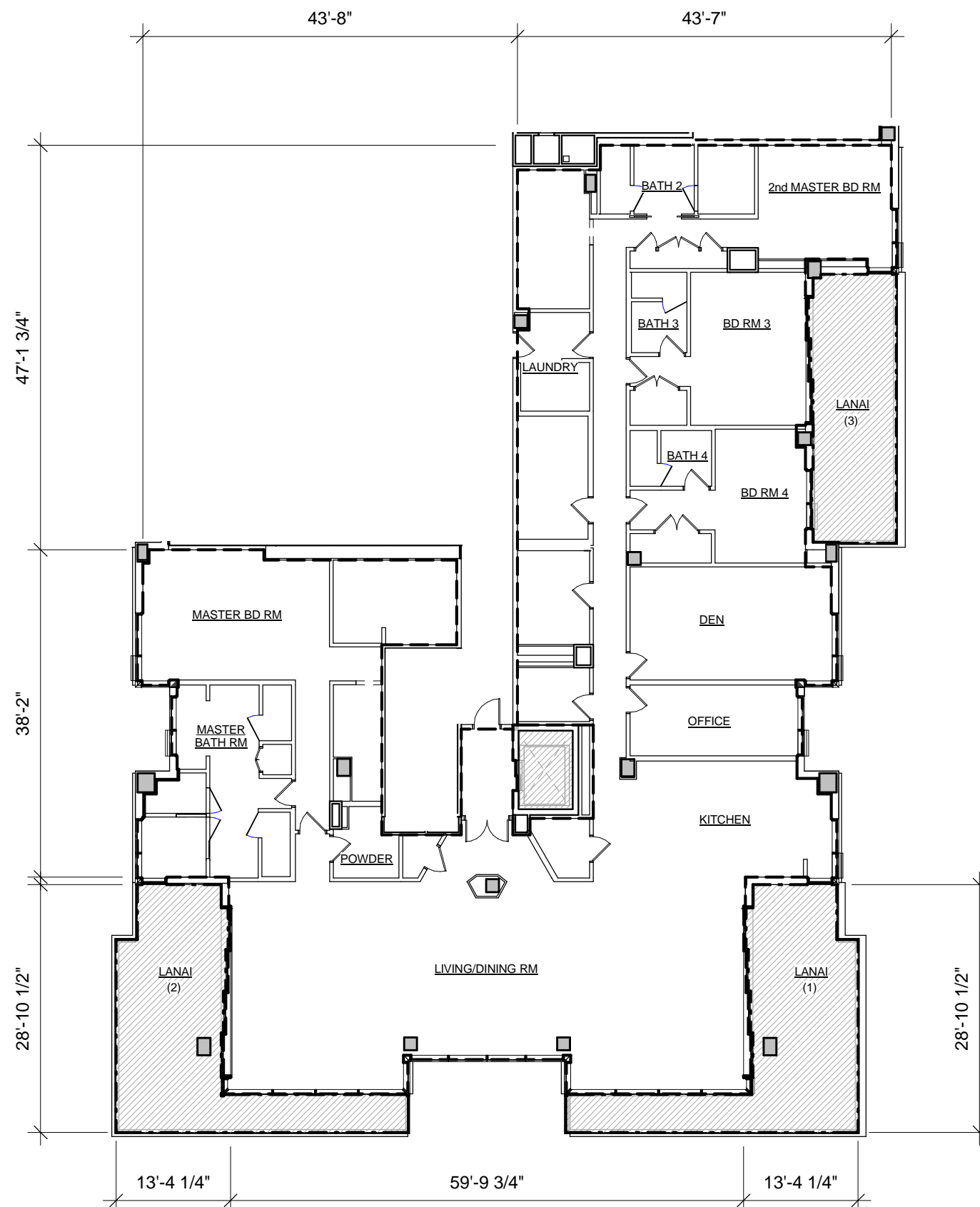
NOTE:  
THIS SHEET, IS INTENDED ONLY TO SHOW THE LAYOUT, LOCATION, UNIT  
NUMBERS AND DIMENSIONS OF UNITS, AND OTHER INFORMATION REQUIRED  
BY SECTION 514B-33, HAWAII REVISED STATUTES, AS AMENDED, AND IS NOT  
INTENDED AND SHALL NOT BE DEEMED TO CONTAIN ANY REPRESENTATION  
OR WARRANTY WHATSOEVER



*Benjamin Woo*

UNIT TYPE PR-8  
Date:  
January 23, 2016

Sheet Number:  
**CPR - 4.88**



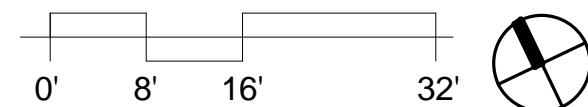
**LEGEND**

- [Dashed Line] RU : RESIDENTIAL UNIT
- [Shaded Box] I-LCE : INDIVIDUAL LIMITED COMMON ELEMENT

**UNIT TYPE GPH-A**  
**4 BED / 4.5 BATH / LAUNDRY / DEN/**  
**OFFICE**

**3800**

<b>NET LIVING AREA</b>	<b>5668 SF</b>
<b>LANAI AREA (TOTAL)</b>	<b>1188 SF</b>
(1)	439 SF
(2)	440 SF
(3)	309 SF



SCALE: 1/16" = 1'-0"

RESIDENTIAL DEVELOPER  
AMX PARTNERS, LLC  
1288 Ala Moana Blvd.  
Suite 208  
Honolulu, HI 96814

ARCHITECT OF RECORD  
BENJAMIN WOO ARCHITECTS  
1240 Ala Moana Blvd.  
Suite 540  
Honolulu, Hawaii 96814



1388 Ala Moana Boulevard  
Honolulu, HI 96814  
TMK: 2-3-038 : 13

NOTE:  
THIS CONDOMINIUM MAP FOR THE CONDOMINIUM PROJECT, WHICH INCLUDES  
THIS SHEET, IS INTENDED ONLY TO SHOW THE LAYOUT, LOCATION, UNIT  
NUMBERS AND DIMENSIONS OF UNITS, AND OTHER INFORMATION REQUIRED  
BY SECTION 514B-33, HAWAII REVISED STATUTES, AS AMENDED, AND IS NOT  
INTENDED AND SHALL NOT BE DEEMED TO CONTAIN ANY REPRESENTATION  
OR WARRANTY WHATSOEVER



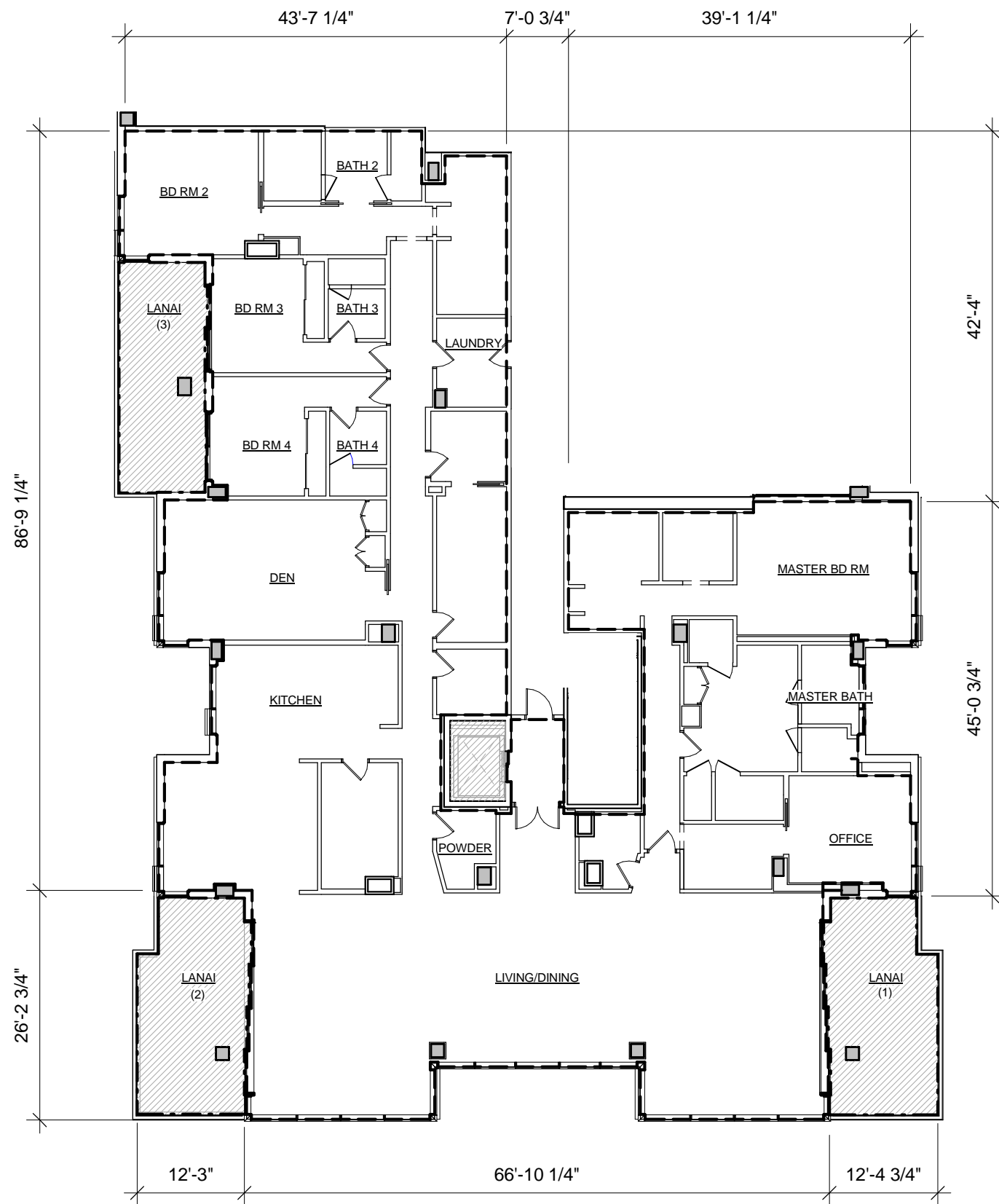
*Benjamin Woo*

**UNIT TYPE GPH-A**



Date:  
January 23, 2016

Sheet Number:

**CPR - 4.89**



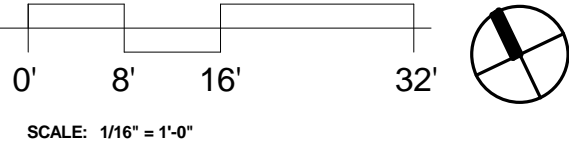
**LEGEND**

-  RU : RESIDENTIAL UNIT
-  I-LCE : INDIVIDUAL LIMITED COMMON ELEMENT

**UNIT TYPE GPH-B**  
**4 BED / 4.5 BATH / DEN / LAUNDRY/**  
**OFFICE**

**5800**

<b>NET LIVING AREA</b>	<b>6273 SF</b>
<b>LANAI AREA (TOTAL)</b>	<b>845 SF</b>
(1)	294 SF
(2)	293 SF
(3)	258 SF



RESIDENTIAL DEVELOPER  
**AMX PARTNERS, LLC**  
1288 Ala Moana Blvd.  
Suite 208  
Honolulu, HI 96814

ARCHITECT OF RECORD  
**BENJAMIN WOO ARCHITECTS**  
1240 Ala Moana Blvd.  
Suite 540  
Honolulu, Hawaii 96814



1388 Ala Moana Boulevard  
Honolulu, HI 96814  
TMK: 2-3-038 : 13

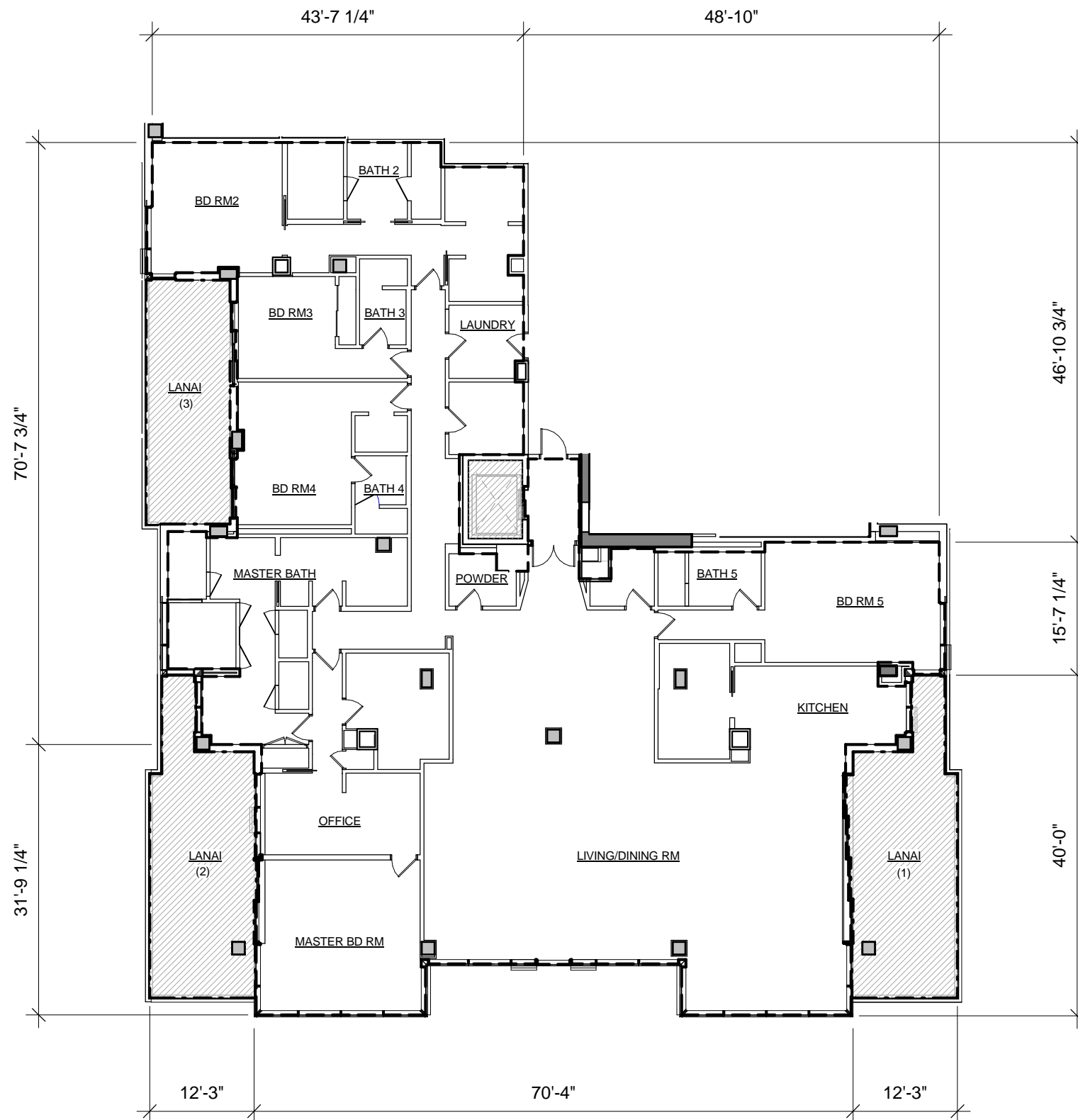
NOTE:  
THIS SHEET, IS INTENDED ONLY TO SHOW THE LAYOUT, LOCATION, UNIT  
NUMBERS AND DIMENSIONS OF UNITS, AND OTHER INFORMATION REQUIRED  
BY SECTION 514B-33, HAWAII REVISED STATUTES, AS AMENDED, AND IS NOT  
INTENDED AND SHALL NOT BE DEEMED TO CONTAIN ANY REPRESENTATION  
OR WARRANTY WHATSOEVER



*Benjamin Woo*

**UNIT TYPE GPH-B**  
  
Date:  
January 23, 2016

Sheet Number:  
**CPR - 4.90**



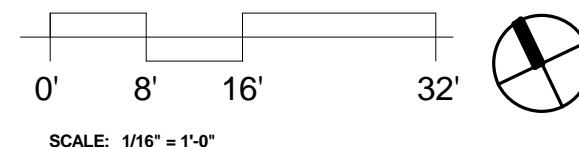
### LEGEND

- RU : RESIDENTIAL UNIT
- I-LCE : INDIVIDUAL LIMITED COMMON ELEMENT

### UNIT TYPE GPH-C 5 BED / 5.5 BATH / OFFICE / LAUNDRY

6800

NET LIVING AREA	5743 SF
LANAI AREA (TOTAL)	1063 SF
(1)	391 SF
(2)	387 SF
(3)	285 SF



RESIDENTIAL DEVELOPER  
AMX PARTNERS, LLC  
1288 Ala Moana Blvd.  
Suite 208  
Honolulu, HI 96814

ARCHITECT OF RECORD  
BENJAMIN WOO ARCHITECTS  
1240 Ala Moana Blvd.  
Suite 540  
Honolulu, Hawaii 96814



1388 Ala Moana Boulevard  
Honolulu, HI 96814  
TMK: 2-3-038 : 13

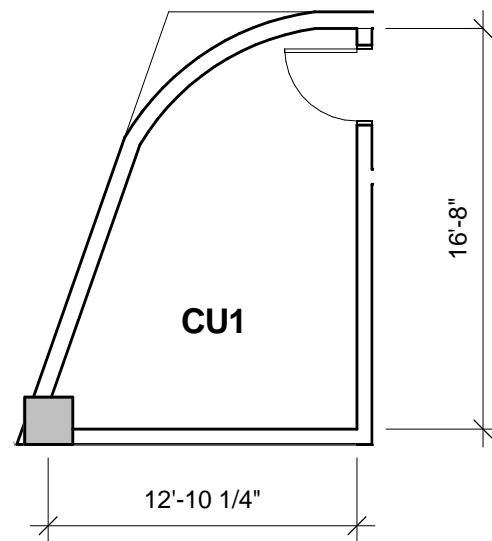
NOTE:  
THIS SHEET, IS INTENDED ONLY TO SHOW THE LAYOUT, LOCATION, UNIT  
NUMBERS AND DIMENSIONS OF UNITS, AND OTHER INFORMATION REQUIRED  
BY SECTION 514B-33, HAWAII REVISED STATUTES, AS AMENDED, AND IS NOT  
INTENDED AND SHALL NOT BE DEEMED TO CONTAIN ANY REPRESENTATION  
OR WARRANTY WHATSOEVER



*Benjamin Woo*

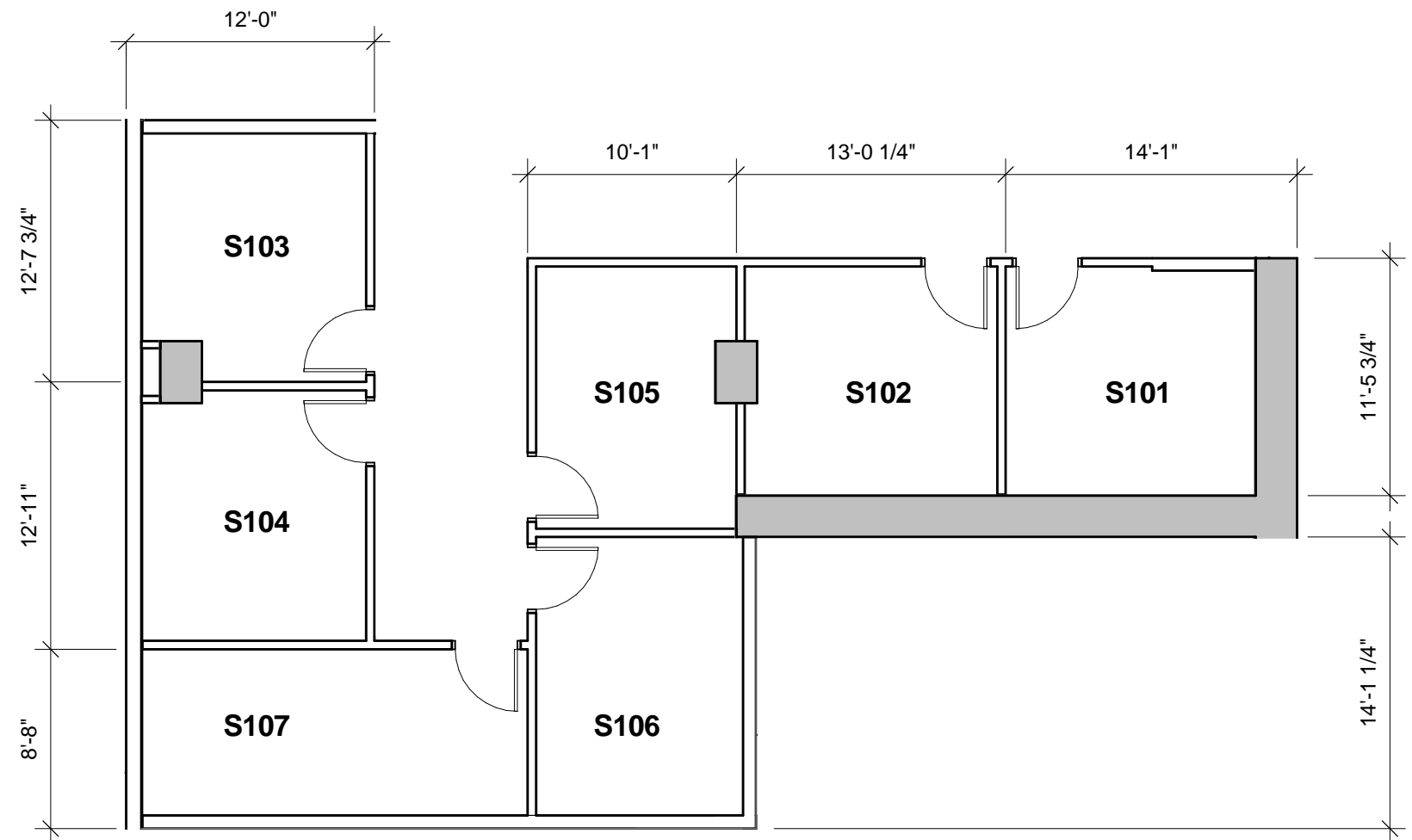
UNIT TYPE GPH-C  
Date:  
January 23, 2016

Sheet Number:  
CPR - 4.92

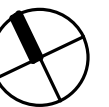


1 **COMMERCIAL UNIT 1**  
Scale: 1/8" = 1'-0"

**171 SF**



2 **STORAGE ROOMS S101-S107**  
Scale: 1/8" = 1'-0"



**RESIDENTIAL DEVELOPER**

AMX PARTNERS, LLC  
1288 Ala Moana Blvd.  
Suite 208  
Honolulu, HI 96814

**ARCHITECT OF RECORD**

BENJAMIN WOO ARCHITECTS  
1240 Ala Moana Blvd.  
Suite 540  
Honolulu, Hawaii 96814



1388 Ala Moana Boulevard  
Honolulu, HI 96814  
TMK: 2-3-038 : 13

NOTE:  
THIS SHEET, IS INTENDED ONLY TO SHOW THE LAYOUT, LOCATION, UNIT  
NUMBERS AND DIMENSIONS OF UNITS, AND OTHER INFORMATION REQUIRED  
BY SECTION 514B-33, HAWAII REVISED STATUTES, AS AMENDED, AND IS NOT  
INTENDED AND SHALL NOT BE DEEMED TO CONTAIN ANY REPRESENTATION  
OR WARRANTY WHATSOEVER



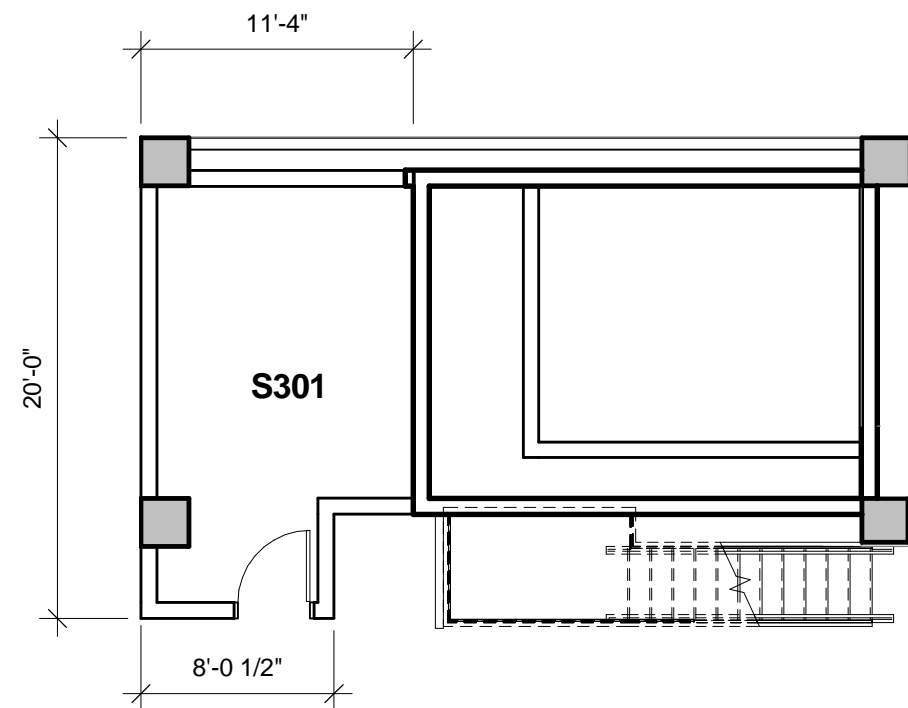
*Benjamin Woo*

**COMMERCIAL UNIT AND LEVEL 1  
STORAGE**

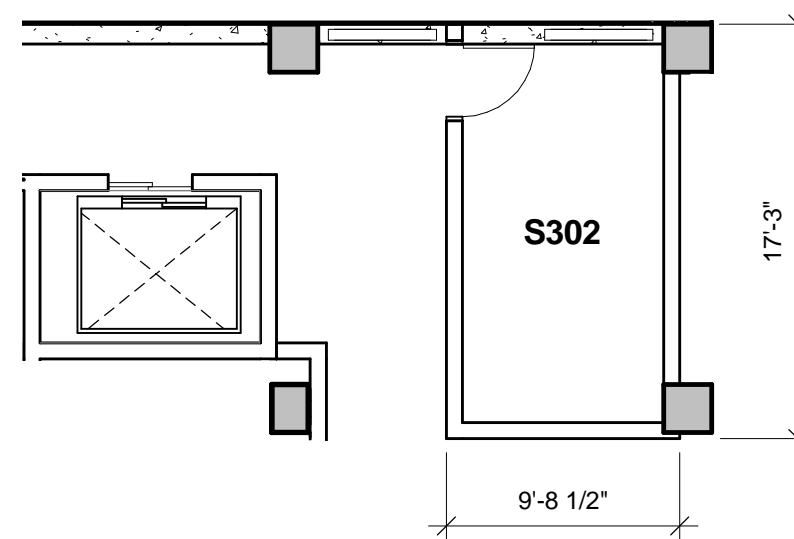
Date:  
January 23, 2016

Sheet Number:

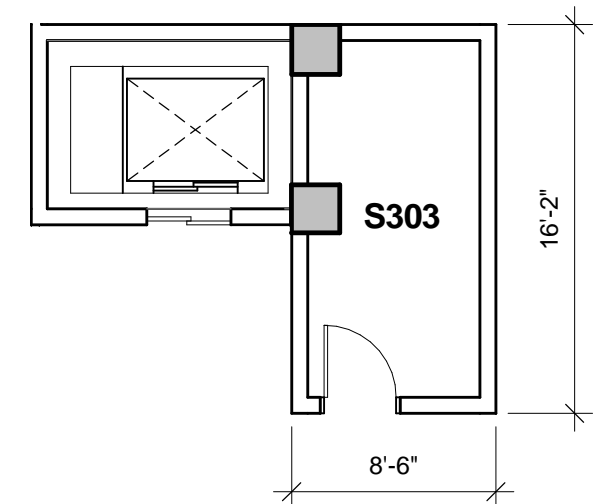
**CPR - 5.01**



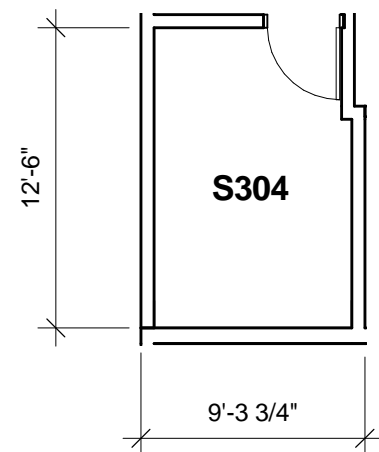
1 STORAGE ROOM S301  
Scale: 1/8" = 1'-0"



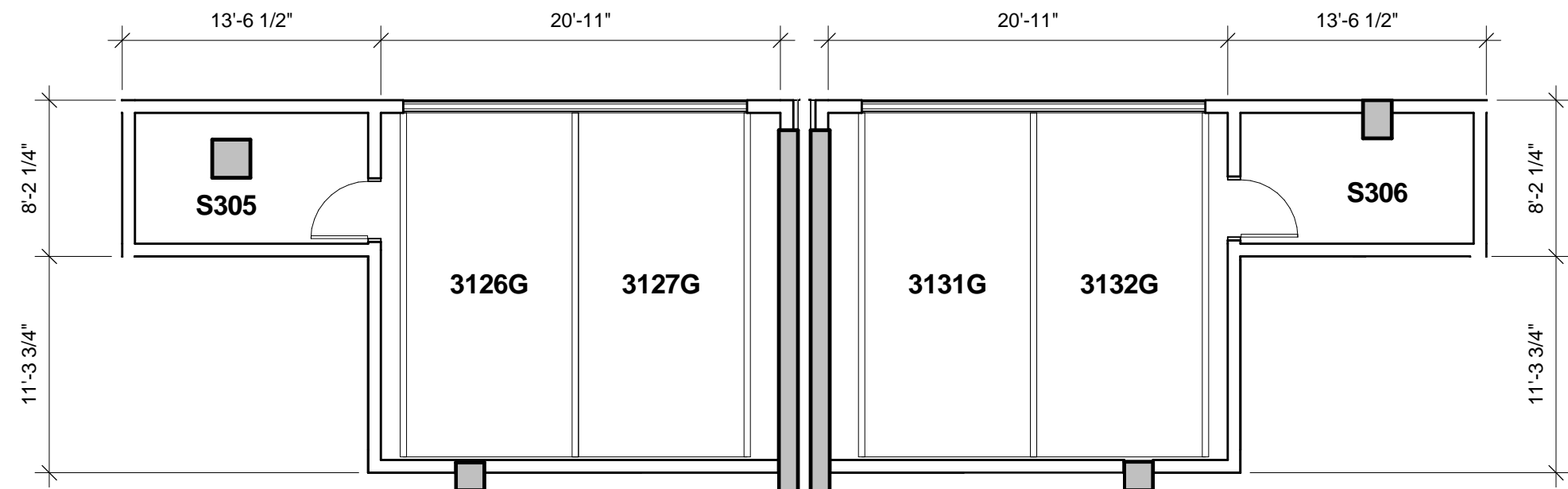
2 STORAGE ROOM S302  
Scale: 1/8" = 1'-0"



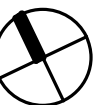
3 STORAGE ROOM S303  
Scale: 1/8" = 1'-0"



4 STORAGE ROOM S304  
Scale: 1/8" = 1'-0"



5 STORAGE ROOMS S305-S306  
Scale: 1/8" = 1'-0"



RESIDENTIAL DEVELOPER

AMX PARTNERS, LLC  
1288 Ala Moana Blvd.  
Suite 208  
Honolulu, HI 96814

ARCHITECT OF RECORD

BENJAMIN WOO ARCHITECTS  
1240 Ala Moana Blvd.  
Suite 540  
Honolulu, Hawaii 96814



1388 Ala Moana Boulevard  
Honolulu, HI 96814  
TMK: 2-3-038 : 13

NOTE:  
THIS SHEET, IS INTENDED ONLY TO SHOW THE LAYOUT, LOCATION, UNIT  
NUMBERS AND DIMENSIONS OF UNITS, AND OTHER INFORMATION REQUIRED  
BY SECTION 514B-33, HAWAII REVISED STATUTES, AS AMENDED, AND IS NOT  
INTENDED AND SHALL NOT BE DEEMED TO CONTAIN ANY REPRESENTATION  
OR WARRANTY WHATSOEVER



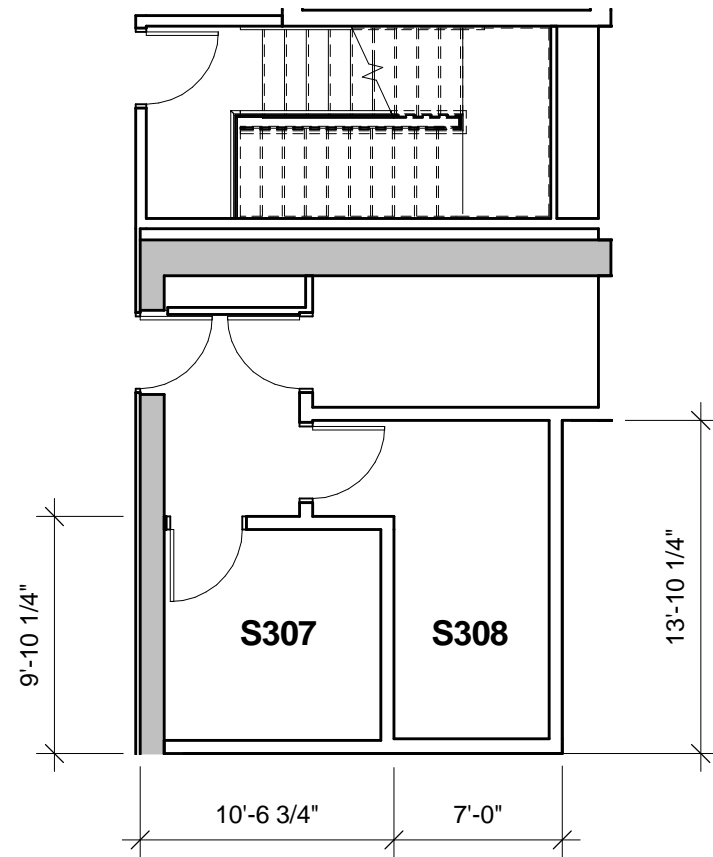
*Benjamin Woo*

LEVEL 03 FLOOR STORAGE PLAN

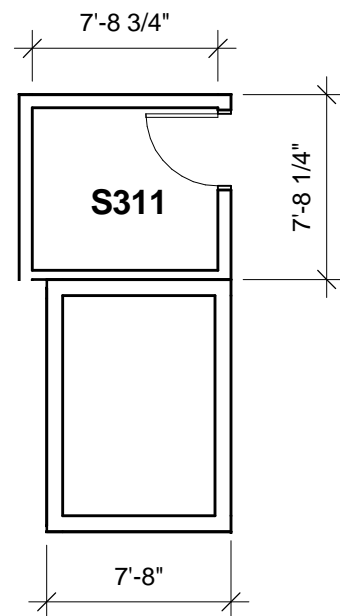
Date:  
January 23, 2016

Sheet Number:

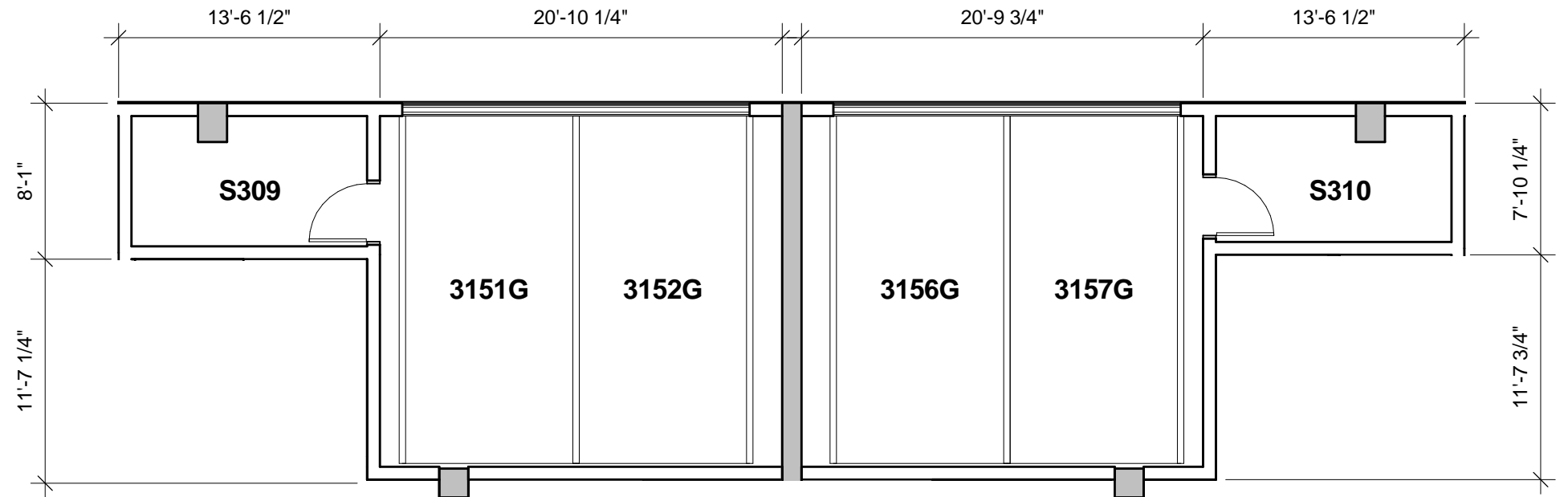
CPR - 5.02



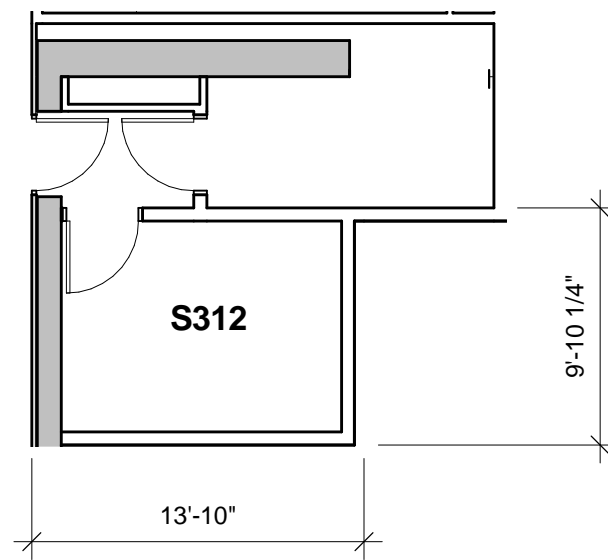
1 STORAGE ROOMS S307-S308  
Scale: 1/8" = 1'-0"



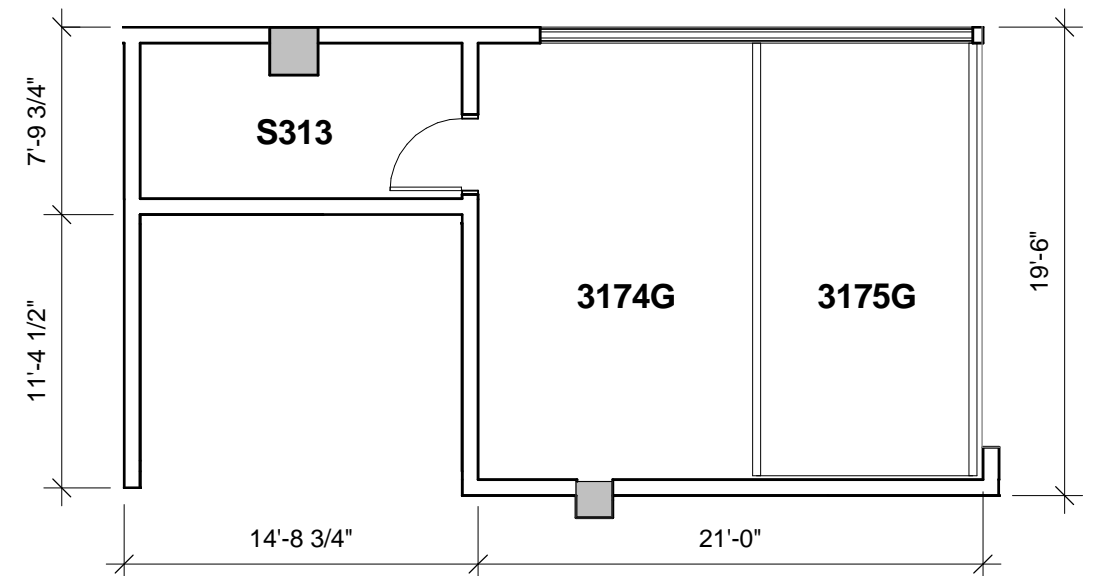
3 STORAGE ROOM S311  
Scale: 1/8" = 1'-0"



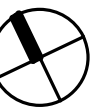
2 STORAGE ROOMS S309-S310  
Scale: 1/8" = 1'-0"



4 STORAGE ROOM S312  
Scale: 1/8" = 1'-0"



5 STORAGE ROOM S313  
Scale: 1/8" = 1'-0"



RESIDENTIAL DEVELOPER

AMX PARTNERS, LLC  
1288 Ala Moana Blvd.  
Suite 208  
Honolulu, HI 96814

ARCHITECT OF RECORD

BENJAMIN WOO ARCHITECTS  
1240 Ala Moana Blvd.  
Suite 540  
Honolulu, Hawaii 96814



1388 Ala Moana Boulevard  
Honolulu, HI 96814  
TMK: 2-3-038 : 13

NOTE:  
THIS SHEET, IS INTENDED ONLY TO SHOW THE LAYOUT, LOCATION, UNIT  
NUMBERS AND DIMENSIONS OF UNITS, AND OTHER INFORMATION REQUIRED  
BY SECTION 514B-33, HAWAII REVISED STATUTES, AS AMENDED, AND IS NOT  
INTENDED AND SHALL NOT BE DEEMED TO CONTAIN ANY REPRESENTATION  
OR WARRANTY WHATSOEVER



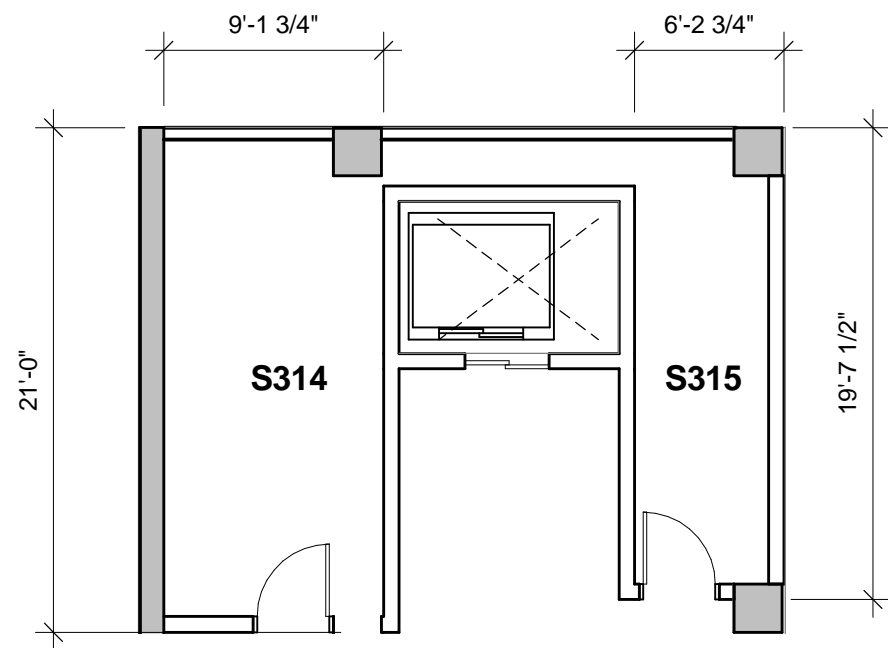
*Benjamin Woo*

LEVEL 03 FLOOR STORAGE PLAN

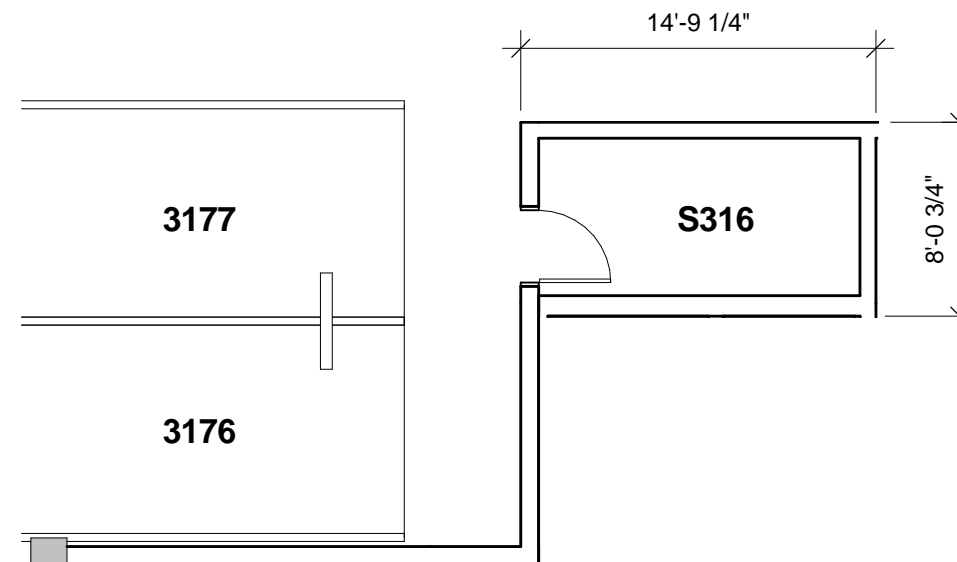
Date:  
January 23, 2016

Sheet Number:

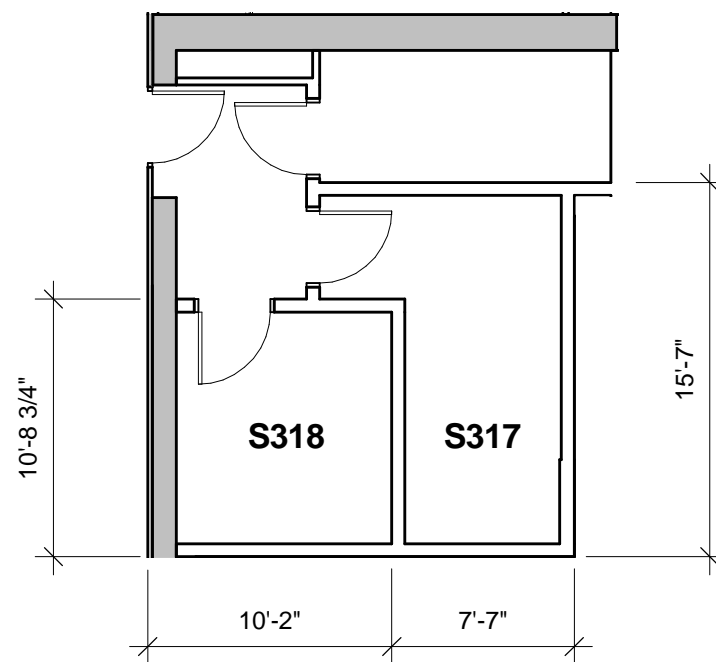
CPR - 5.02A



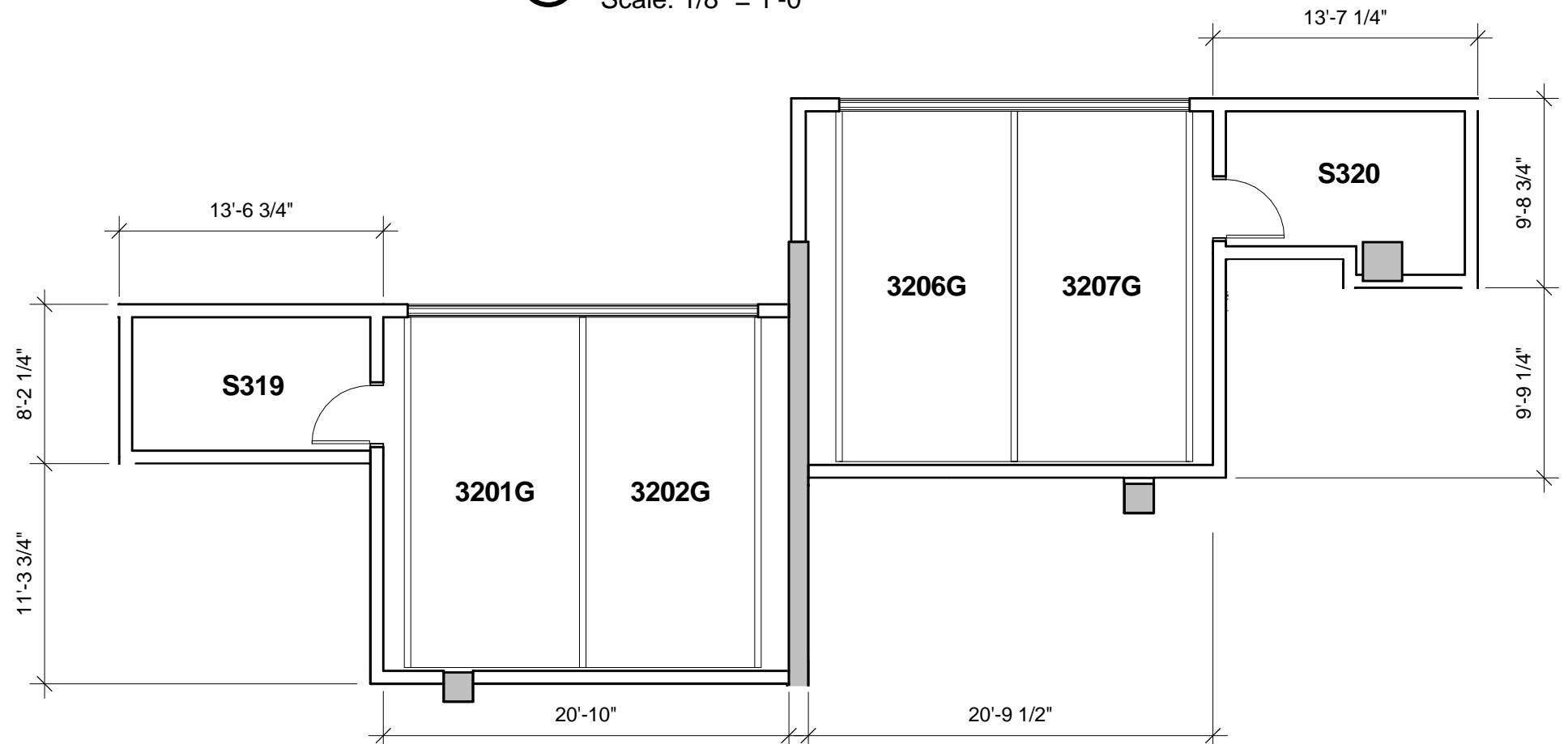
1 STORAGE ROOMS S314-S315  
Scale: 1/8" = 1'-0"



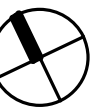
2 STORAGE ROOM S316  
Scale: 1/8" = 1'-0"



3 STORAGE ROOMS S317-S318  
Scale: 1/8" = 1'-0"



4 STORAGE ROOMS S319-S320  
Scale: 1/8" = 1'-0"



RESIDENTIAL DEVELOPER

AMX PARTNERS, LLC  
1288 Ala Moana Blvd.  
Suite 208  
Honolulu, HI 96814

ARCHITECT OF RECORD

BENJAMIN WOO ARCHITECTS  
1240 Ala Moana Blvd.  
Suite 540  
Honolulu, Hawaii 96814



1388 Ala Moana Boulevard  
Honolulu, HI 96814  
TMK: 2-3-038 : 13

NOTE:  
THIS SHEET, IS INTENDED ONLY TO SHOW THE LAYOUT, LOCATION, UNIT  
NUMBERS AND DIMENSIONS OF UNITS, AND OTHER INFORMATION REQUIRED  
BY SECTION 514B-33, HAWAII REVISED STATUTES, AS AMENDED, AND IS NOT  
INTENDED AND SHALL NOT BE DEEMED TO CONTAIN ANY REPRESENTATION  
OR WARRANTY WHATSOEVER



*Benjamin Woo*

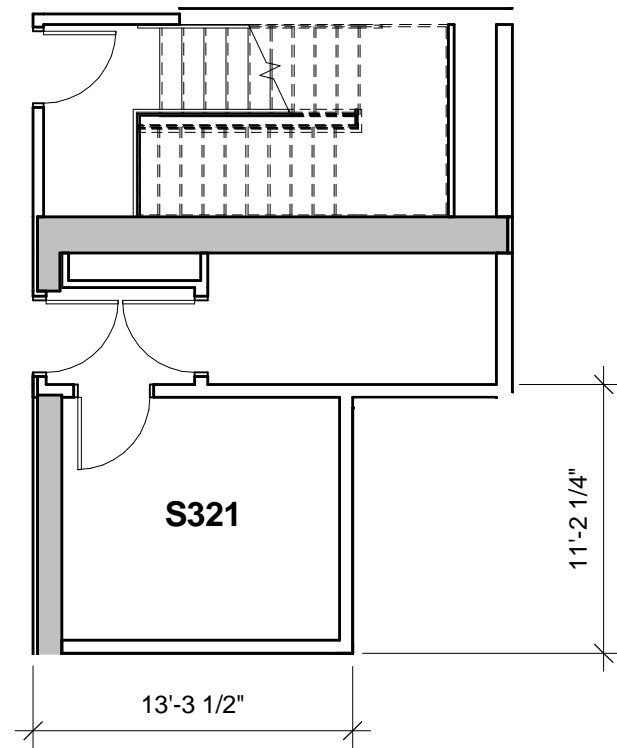
LEVEL 03 FLOOR STORAGE PLAN

Date:  
January 23, 2016

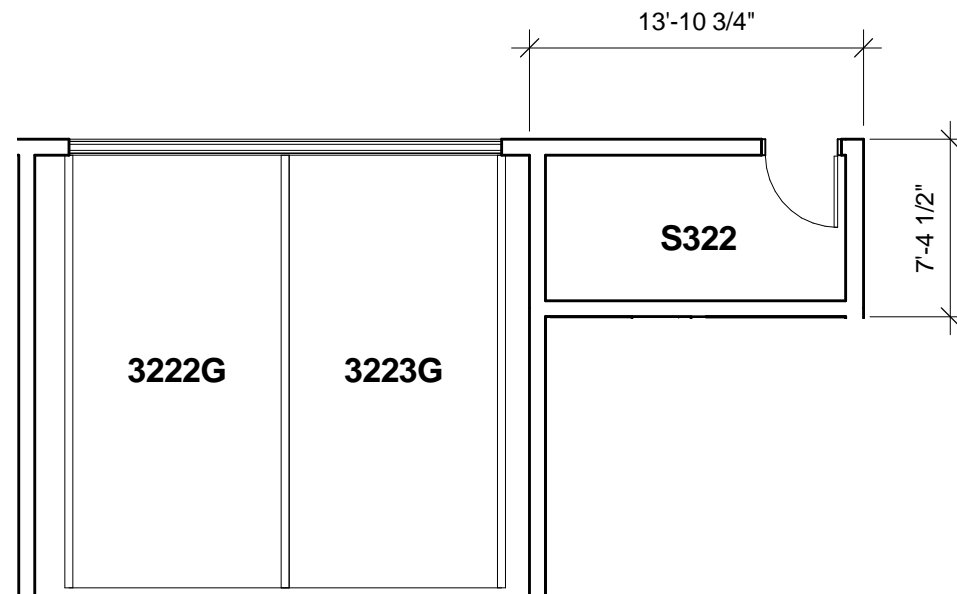
Sheet Number:

CPR - 5.02B

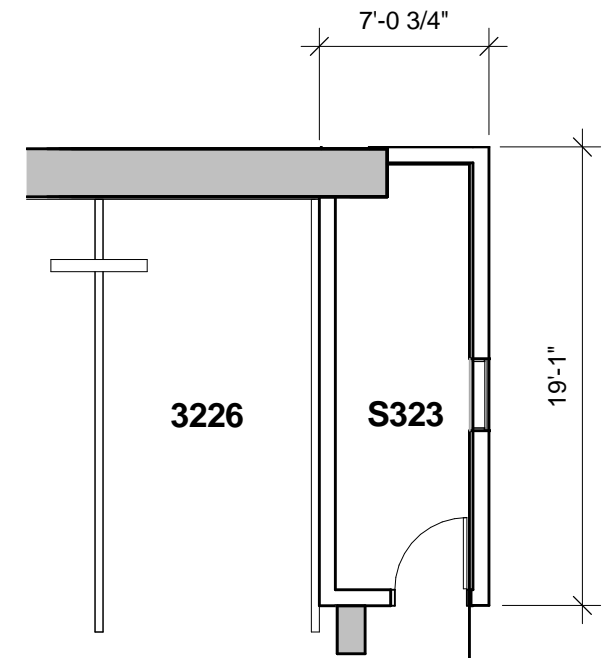




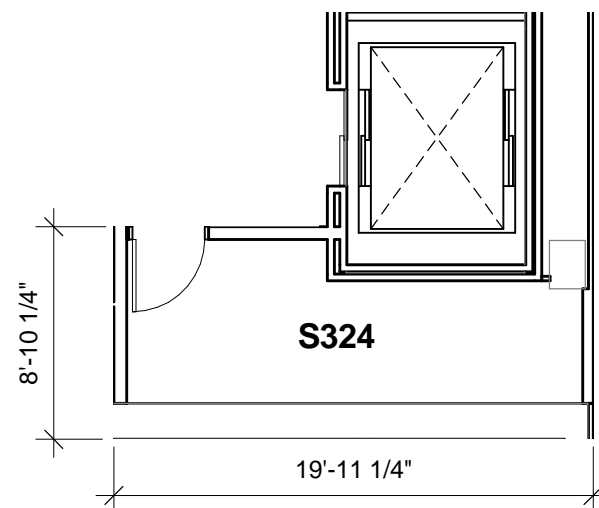
1 STORAGE ROOM S321  
Scale: 1/8" = 1'-0"



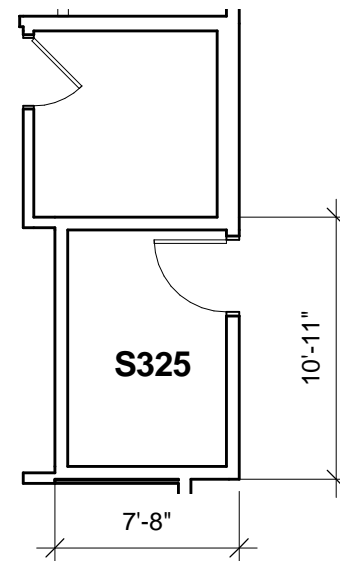
2 STORAGE ROOM S322  
Scale: 1/8" = 1'-0"



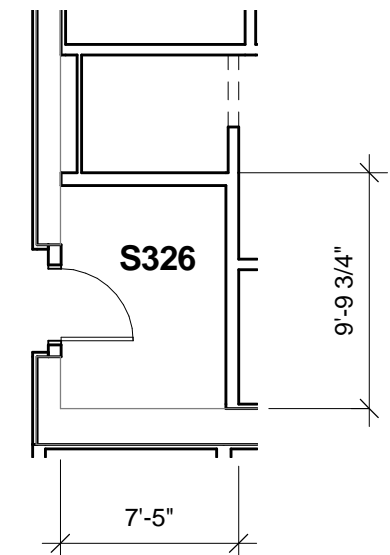
3 STORAGE ROOM S323  
Scale: 1/8" = 1'-0"



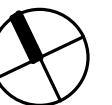
4 STORAGE ROOM S324  
Scale: 1/8" = 1'-0"



5 STORAGE ROOM S325  
Scale: 1/8" = 1'-0"



6 STORAGE ROOM S326  
Scale: 1/8" = 1'-0"



RESIDENTIAL DEVELOPER

AMX PARTNERS, LLC  
1288 Ala Moana Blvd.  
Suite 208  
Honolulu, HI 96814

ARCHITECT OF RECORD

BENJAMIN WOO ARCHITECTS  
1240 Ala Moana Blvd.  
Suite 540  
Honolulu, Hawaii 96814



1388 Ala Moana Boulevard  
Honolulu, HI 96814  
TMK: 2-3-038 : 13

NOTE:  
THIS SHEET, IS INTENDED ONLY TO SHOW THE LAYOUT, LOCATION, UNIT  
NUMBERS AND DIMENSIONS OF UNITS, AND OTHER INFORMATION REQUIRED  
BY SECTION 514B-33, HAWAII REVISED STATUTES, AS AMENDED, AND IS NOT  
INTENDED AND SHALL NOT BE DEEMED TO CONTAIN ANY REPRESENTATION  
OR WARRANTY WHATSOEVER



*Benjamin Woo*

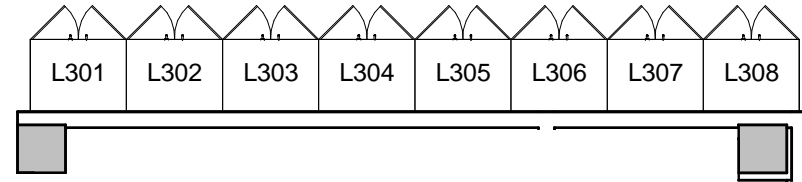
LEVEL 03 FLOOR STORAGE PLAN

Date:  
January 23, 2016

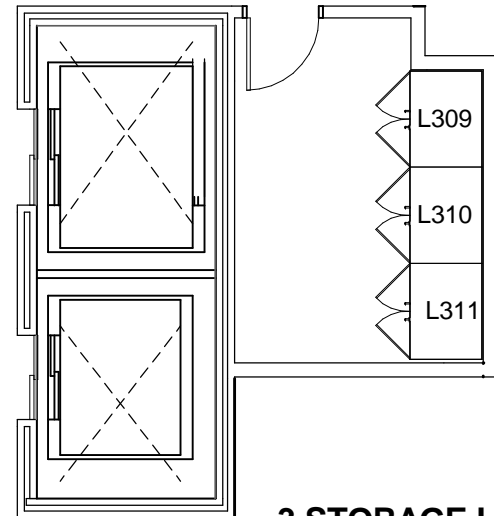
Sheet Number:

CPR - 5.02C

# 8 STORAGE LOCKERS



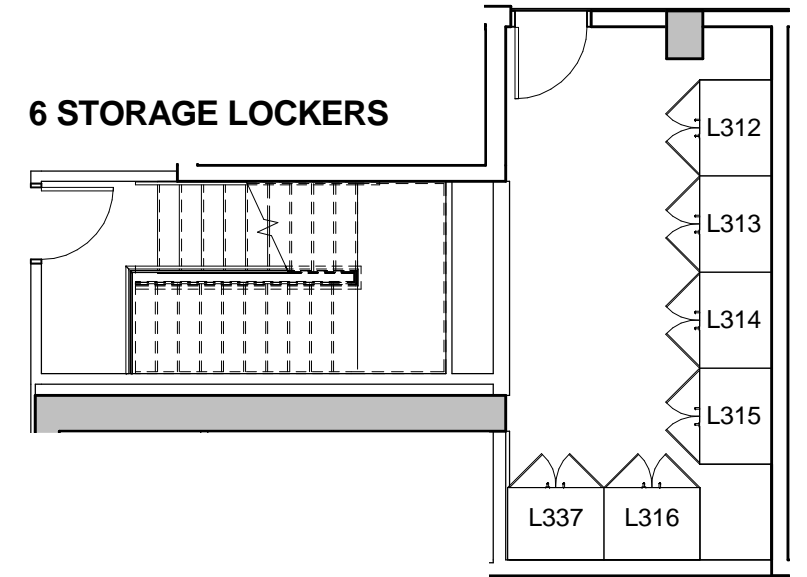
1 STORAGE LOCKERS L301- L308  
Scale: 1/8" = 1'-0"



# 3 STORAGE LOCKERS

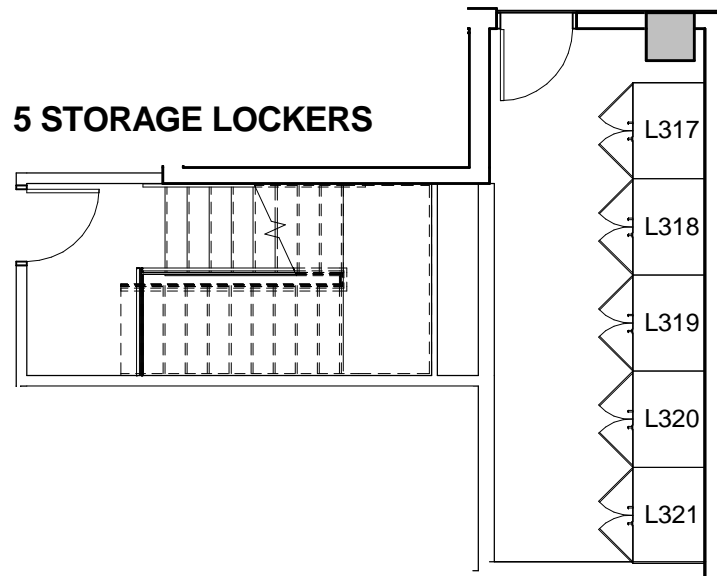
2 STORAGE LOCKERS L309-L311  
Scale: 1/8" = 1'-0"

# 6 STORAGE LOCKERS



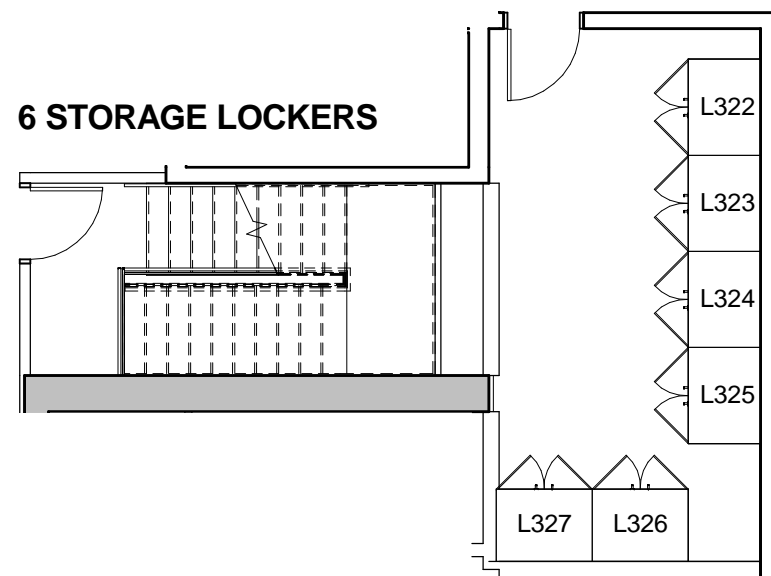
3 STORAGE LOCKERS L312-L316, L337  
Scale: 1/8" = 1'-0"

# 5 STORAGE LOCKERS



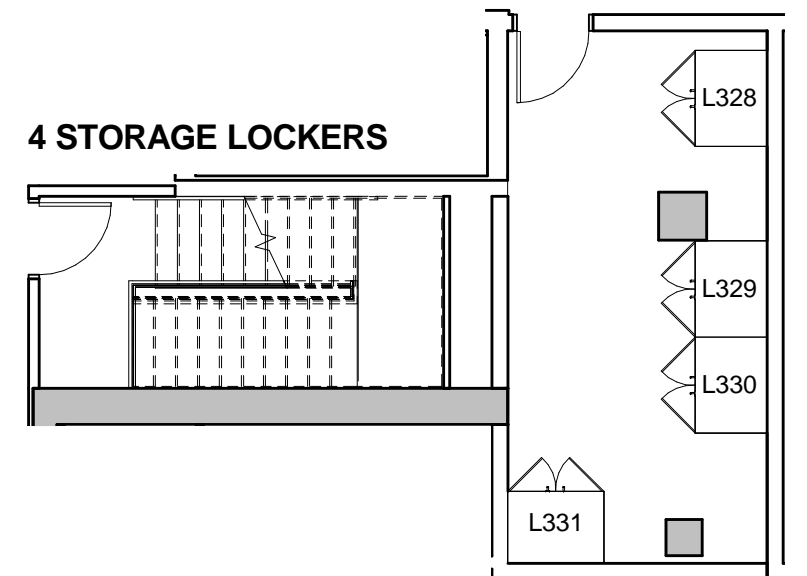
4 STORAGE LOCKERS L317-L321  
Scale: 1/8" = 1'-0"

# 6 STORAGE LOCKERS

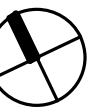


5 STORAGE LOCKERS L322-L327  
Scale: 1/8" = 1'-0"

# 4 STORAGE LOCKERS



6 STORAGE LOCKERS L328-L331  
Scale: 1/8" = 1'-0"



RESIDENTIAL DEVELOPER

AMX PARTNERS, LLC  
1288 Ala Moana Blvd.  
Suite 208  
Honolulu, HI 96814

ARCHITECT OF RECORD

BENJAMIN WOO ARCHITECTS  
1240 Ala Moana Blvd.  
Suite 540  
Honolulu, Hawaii 96814



1388 Ala Moana Boulevard  
Honolulu, HI 96814  
TMK: 2-3-038 : 13

NOTE:  
THE CONDOMINIUM MAP FOR THE CONDOMINIUM PROJECT, WHICH INCLUDES  
THIS SHEET, IS INTENDED ONLY TO SHOW THE LAYOUT, LOCATION, UNIT  
NUMBERS AND DIMENSIONS OF UNITS, AND OTHER INFORMATION REQUIRED  
BY SECTION 514B-33, HAWAII REVISED STATUTES, AS AMENDED, AND IS NOT  
INTENDED AND SHALL NOT BE DEEMED TO CONTAIN ANY REPRESENTATION  
OR WARRANTY WHATSOEVER



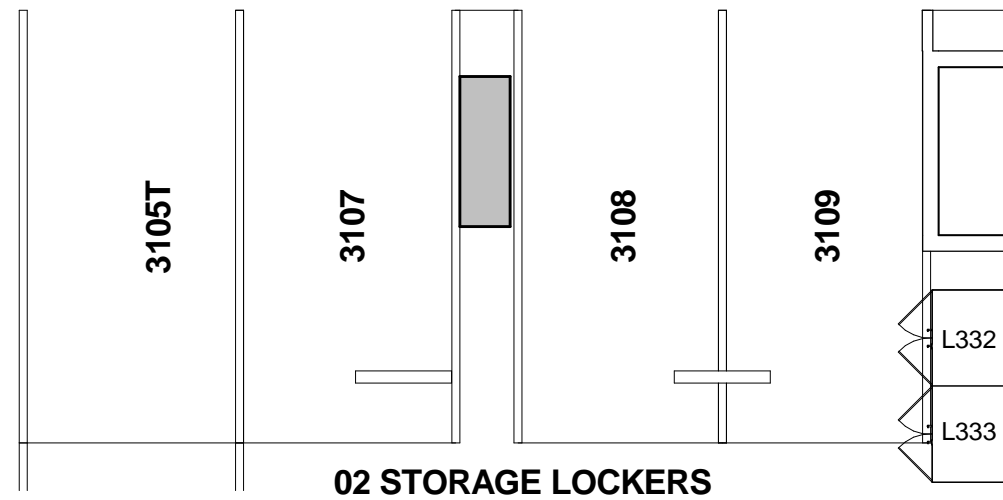
*Benjamin Woo*

# LEVEL 03 FLOOR STORAGE LOCKERS PLAN

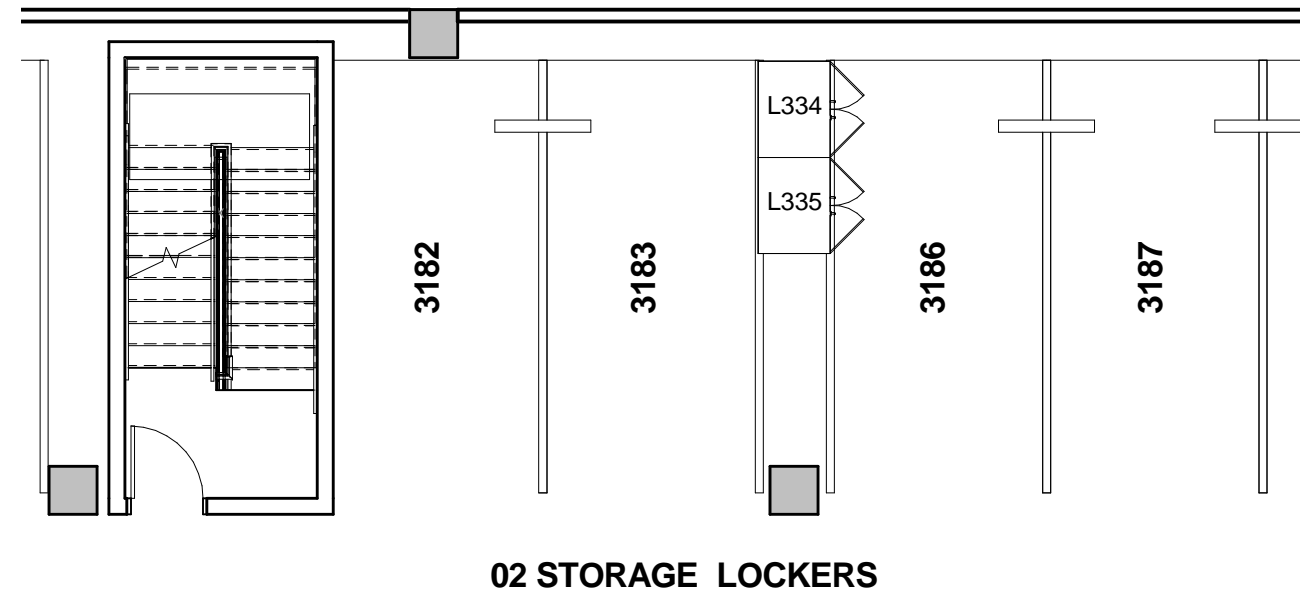
Date:  
January 23, 2016

Sheet Number:

CPR - 5.03



1 STORAGE LOCKERS L332-L333  
Scale: 1/8" = 1'-0"



2 STORAGE LOCKERS L334-L335  
Scale: 1/8" = 1'-0"



RESIDENTIAL DEVELOPER  
AMX PARTNERS, LLC  
1288 Ala Moana Blvd.  
Suite 208  
Honolulu, HI 96814

ARCHITECT OF RECORD  
BENJAMIN WOO ARCHITECTS  
1240 Ala Moana Blvd.  
Suite 540  
Honolulu, Hawaii 96814



1388 Ala Moana Boulevard  
Honolulu, HI 96814  
TMK: 2-3-038 : 13

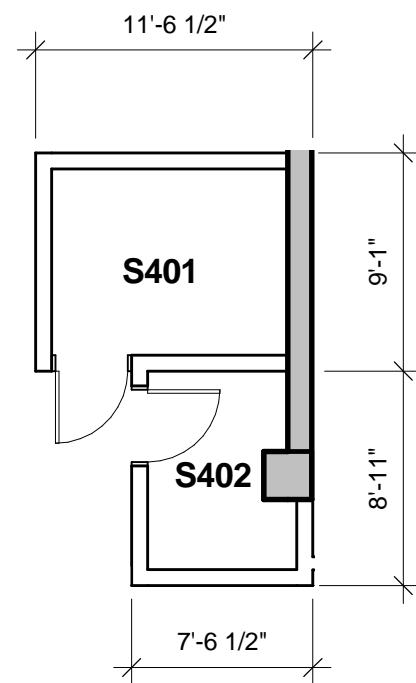
NOTE:  
THE CONDOMINIUM MAP FOR THE CONDOMINIUM PROJECT, WHICH INCLUDES  
THIS SHEET, IS INTENDED ONLY TO SHOW THE LAYOUT, LOCATION, UNIT  
NUMBERS AND DIMENSIONS OF UNITS, AND OTHER INFORMATION REQUIRED  
BY SECTION 514B-33, HAWAII REVISED STATUTES, AS AMENDED, AND IS NOT  
INTENDED AND SHALL NOT BE DEEMED TO CONTAIN ANY REPRESENTATION  
OR WARRANTY WHATSOEVER



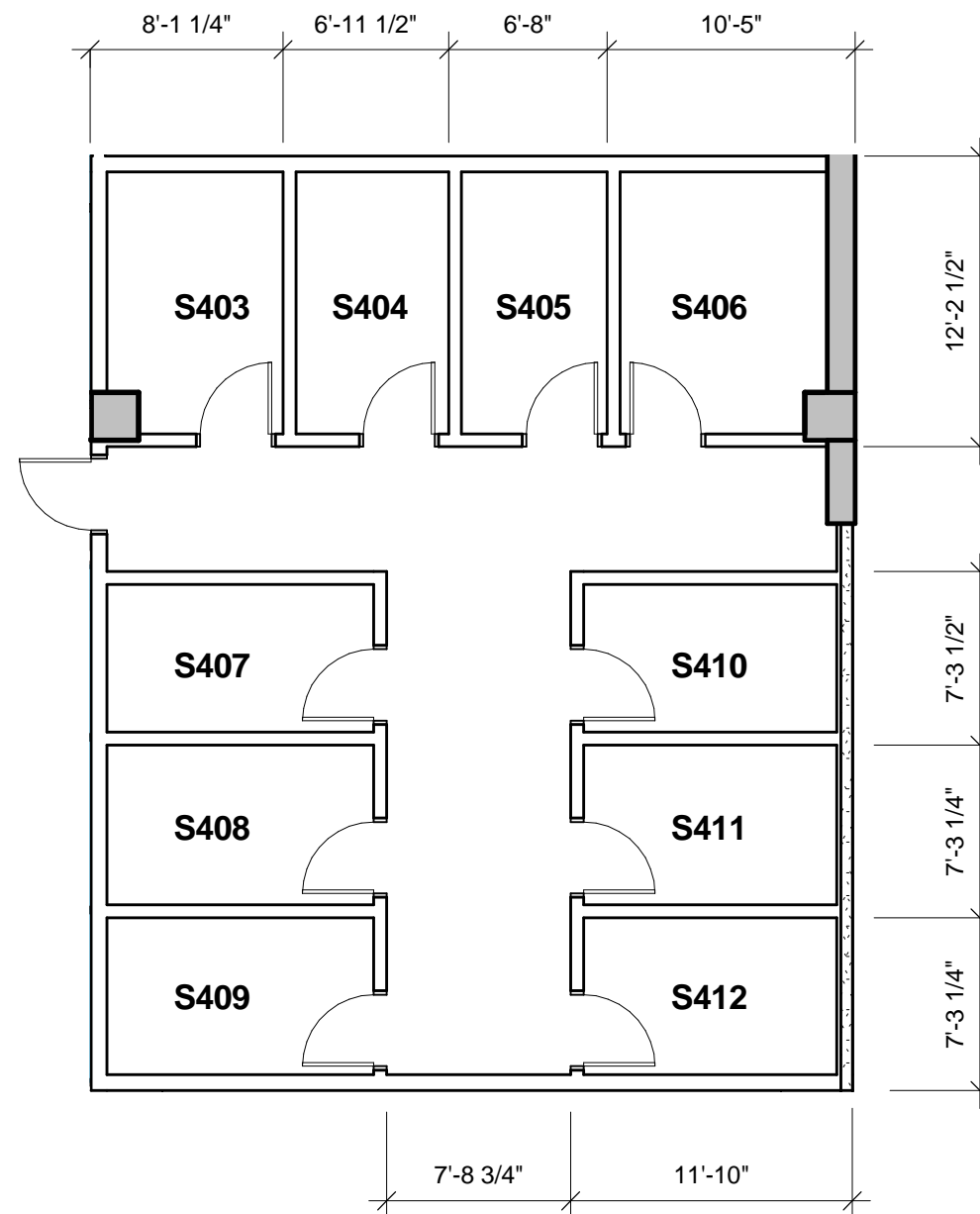
*Benjamin Woo*

LEVEL 03 STORAGE LOCKERS  
PLAN  
Date:  
January 23, 2016

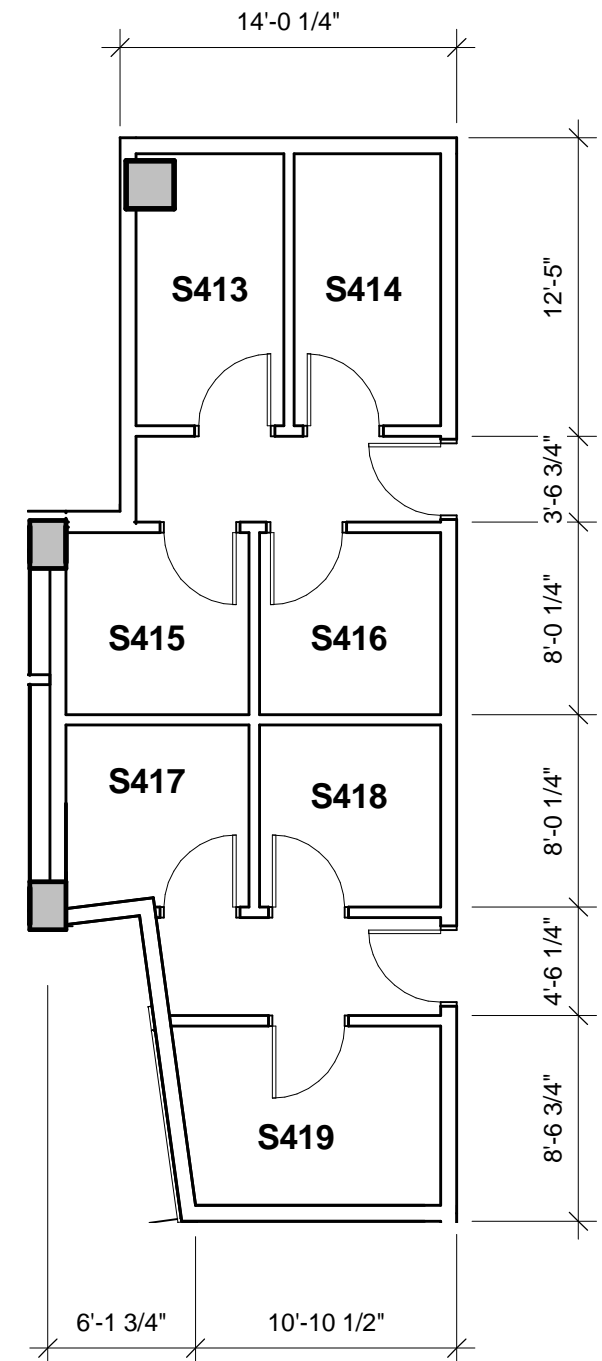
Sheet Number:  
CPR - 5.03A



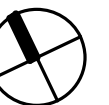
1 STORAGE ROOMS S401-S402  
Scale: 1/8" = 1'-0"



2 STORAGE ROOMS S403-S412  
Scale: 1/8" = 1'-0"



3 STORAGE ROOMS S413-S420  
Scale: 1/8" = 1'-0"



RESIDENTIAL DEVELOPER  
AMX PARTNERS, LLC  
1288 Ala Moana Blvd.  
Suite 208  
Honolulu, HI 96814

ARCHITECT OF RECORD  
BENJAMIN WOO ARCHITECTS  
1240 Ala Moana Blvd.  
Suite 540  
Honolulu, Hawaii 96814



1388 Ala Moana Boulevard  
Honolulu, HI 96814  
TMK: 2-3-038 : 13

NOTE:  
THIS SHEET, IS INTENDED ONLY TO SHOW THE LAYOUT, LOCATION, UNIT  
NUMBERS AND DIMENSIONS OF UNITS, AND OTHER INFORMATION REQUIRED  
BY SECTION 514B-33, HAWAII REVISED STATUTES, AS AMENDED, AND IS NOT  
INTENDED AND SHALL NOT BE DEEMED TO CONTAIN ANY REPRESENTATION  
OR WARRANTY WHATSOEVER



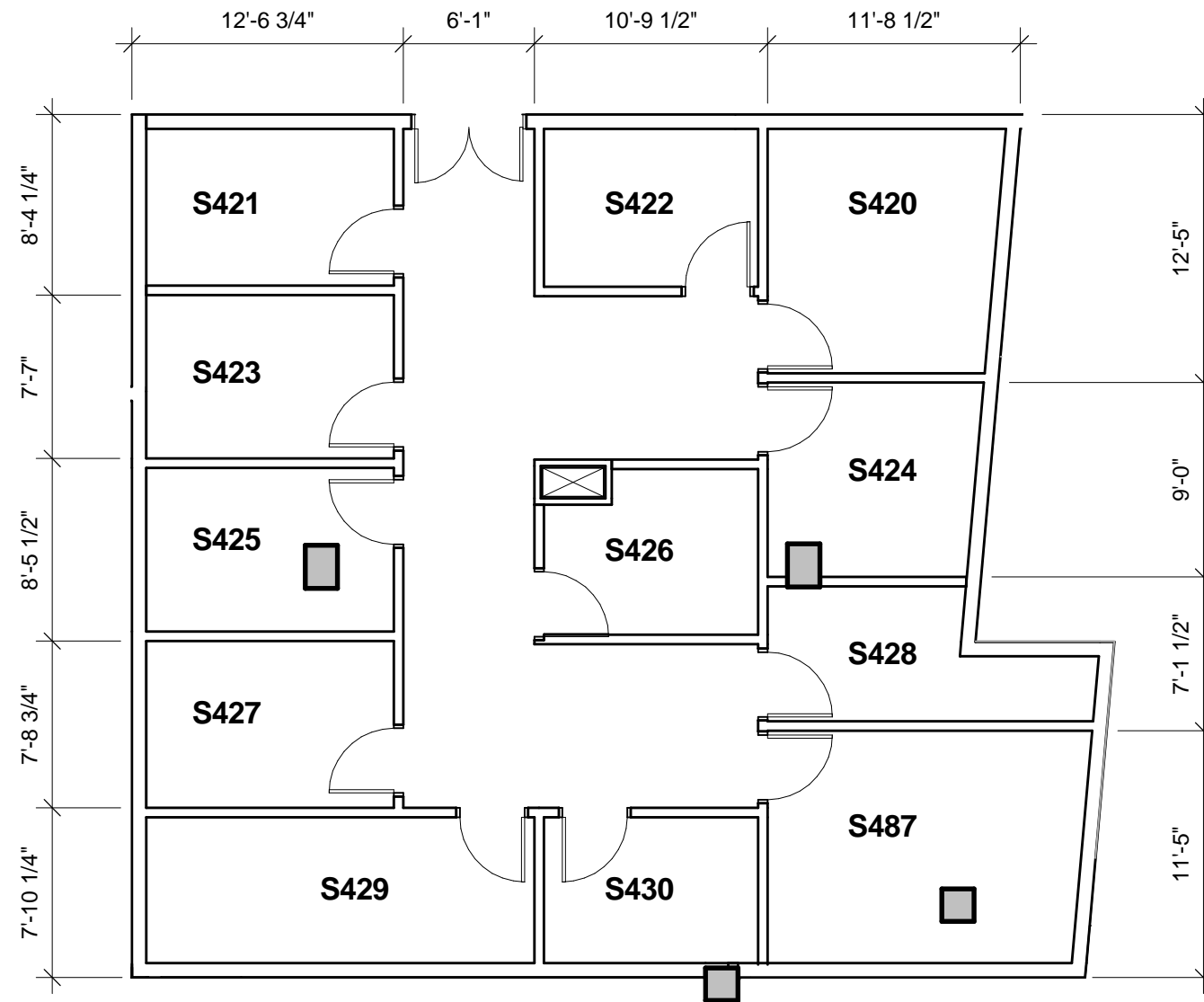
*Benjamin Woo*

LEVEL 04 FLOOR STORAGE PLAN

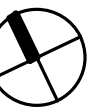
Date:  
January 23, 2016

Sheet Number:

CPR - 5.04



1 STORAGE ROOMS S420-S430, S487  
Scale: 1/8" = 1'-0"



RESIDENTIAL DEVELOPER

AMX PARTNERS, LLC  
1288 Ala Moana Blvd.  
Suite 208  
Honolulu, HI 96814

ARCHITECT OF RECORD

BENJAMIN WOO ARCHITECTS  
1240 Ala Moana Blvd.  
Suite 540  
Honolulu, Hawaii 96814



1388 Ala Moana Boulevard  
Honolulu, HI 96814  
TMK: 2-3-038 : 13

NOTE:  
THIS SHEET, IS INTENDED ONLY TO SHOW THE LAYOUT, LOCATION, UNIT  
NUMBERS AND DIMENSIONS OF UNITS, AND OTHER INFORMATION REQUIRED  
BY SECTION 514B-33, HAWAII REVISED STATUTES, AS AMENDED, AND IS NOT  
INTENDED AND SHALL NOT BE DEEMED TO CONTAIN ANY REPRESENTATION  
OR WARRANTY WHATSOEVER



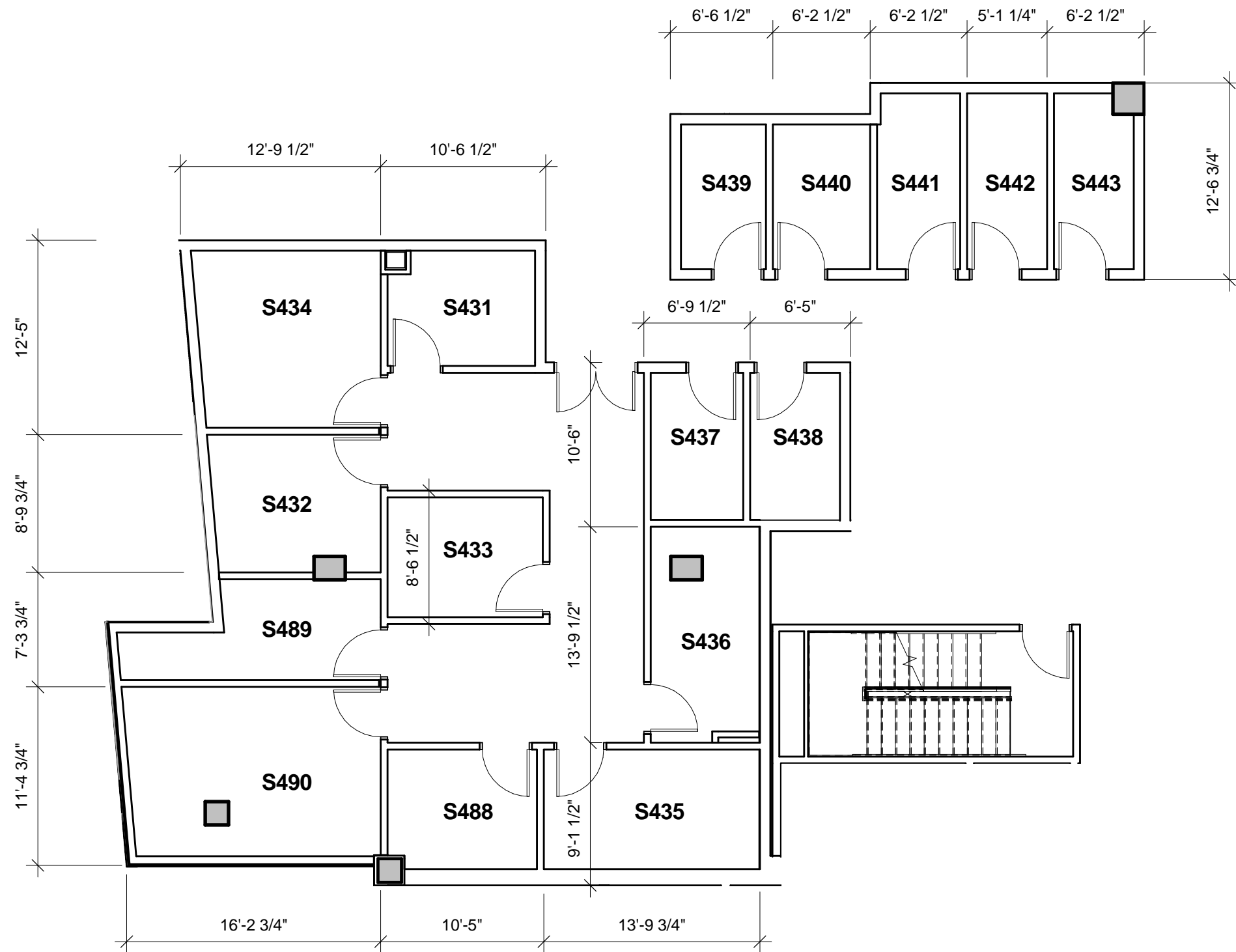
*Benjamin Woo*

LEVEL 04 FLOOR STORAGE PLAN

Date:  
January 23, 2016

Sheet Number:

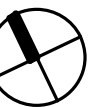
CPR - 5.04A



1

STORAGE ROOMS S431-S443, S488-S490

Scale: 1/8" = 1'-0"



RESIDENTIAL DEVELOPER

AMX PARTNERS, LLC  
1288 Ala Moana Blvd.  
Suite 208  
Honolulu, HI 96814

ARCHITECT OF RECORD

BENJAMIN WOO ARCHITECTS  
1240 Ala Moana Blvd.  
Suite 540  
Honolulu, Hawaii 96814



1388 Ala Moana Boulevard  
Honolulu, HI 96814  
TMK: 2-3-038 : 13

NOTE:  
THIS SHEET, IS INTENDED ONLY TO SHOW THE LAYOUT, LOCATION, UNIT  
NUMBERS AND DIMENSIONS OF UNITS, AND OTHER INFORMATION REQUIRED  
BY SECTION 514B-33, HAWAII REVISED STATUTES, AS AMENDED, AND IS NOT  
INTENDED AND SHALL NOT BE DEEMED TO CONTAIN ANY REPRESENTATION  
OR WARRANTY WHATSOEVER



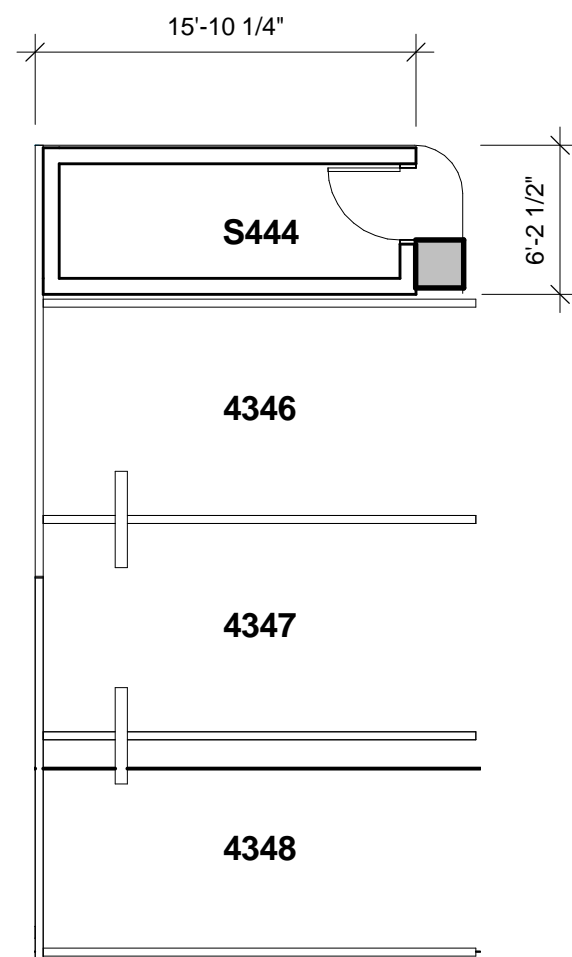
*Benjamin Woo*

LEVEL 04 FLOOR STORAGE PLAN

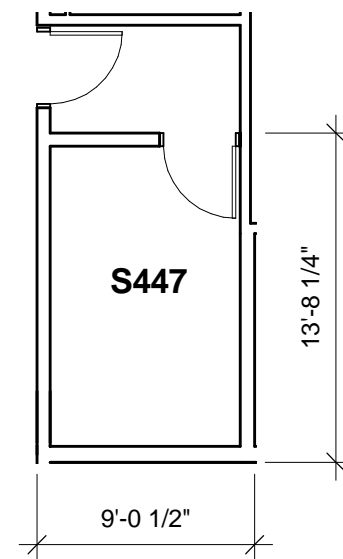
Date:  
January 23, 2016

Sheet Number:

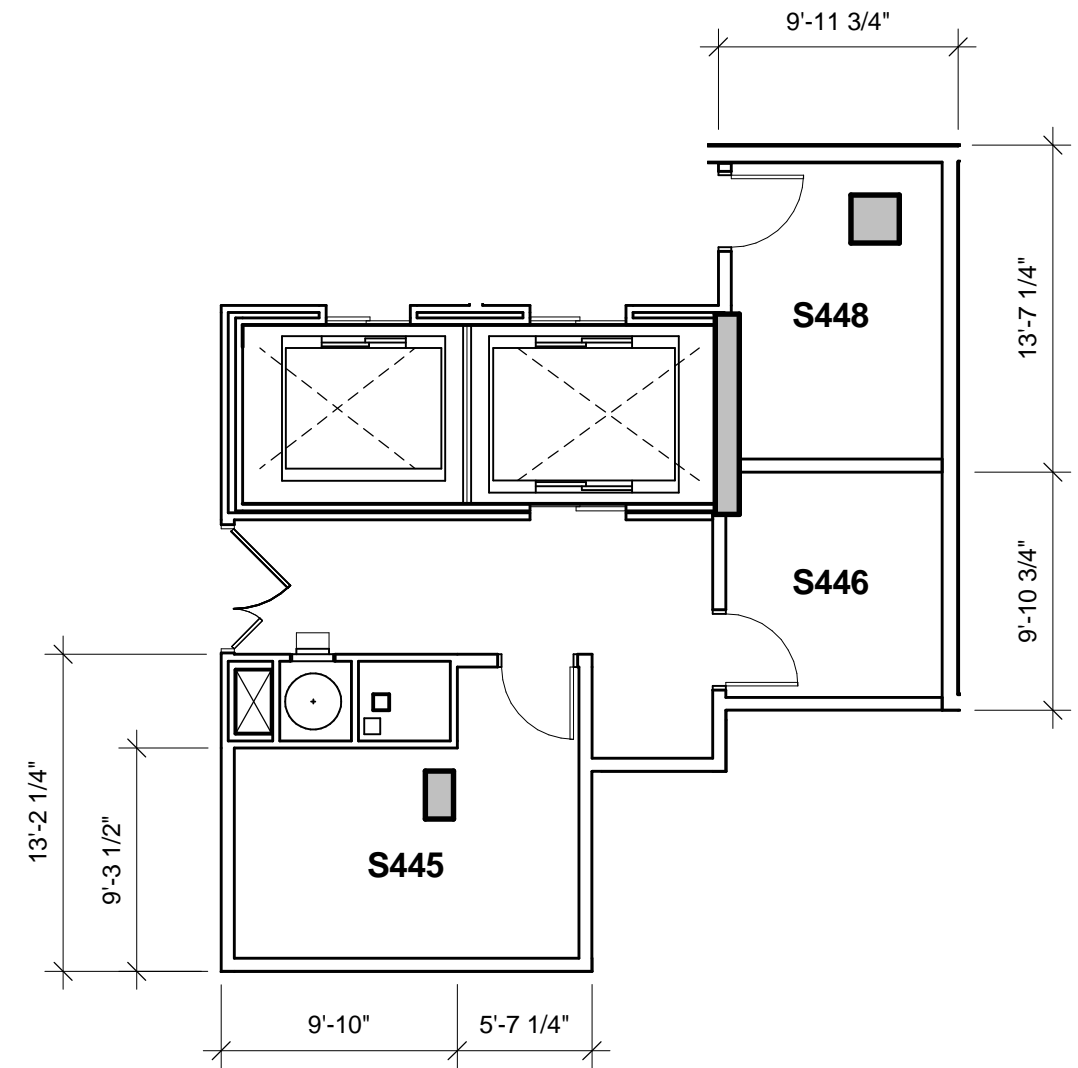
CPR - 5.04B



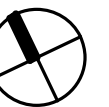
① STORAGE ROOMS S444  
Scale: 1/8" = 1'-0"



② STORAGE ROOMS S445, S447  
Scale: 1/8" = 1'-0"



③ STORAGE ROOMS S446, S448  
Scale: 1/8" = 1'-0"



RESIDENTIAL DEVELOPER  
AMX PARTNERS, LLC  
1288 Ala Moana Blvd.  
Suite 208  
Honolulu, HI 96814

ARCHITECT OF RECORD  
BENJAMIN WOO ARCHITECTS  
1240 Ala Moana Blvd.  
Suite 540  
Honolulu, Hawaii 96814



1388 Ala Moana Boulevard  
Honolulu, HI 96814  
TMK: 2-3-038 : 13

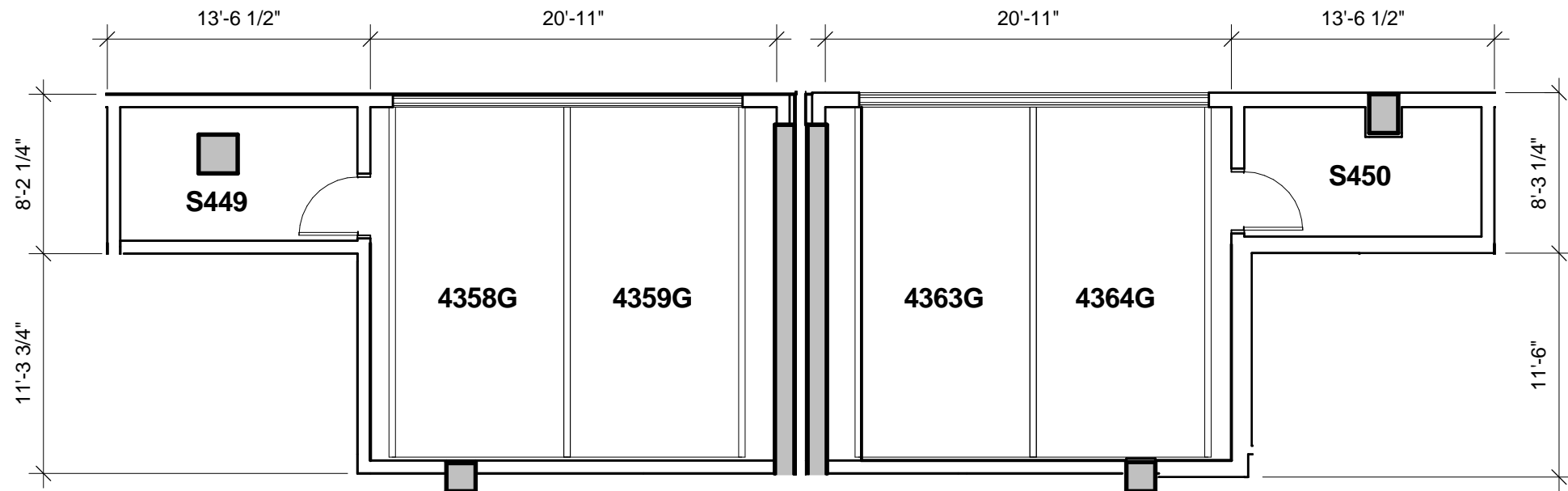
NOTE:  
THE CONDOMINIUM MAP FOR THE CONDOMINIUM PROJECT, WHICH INCLUDES  
THIS SHEET, IS INTENDED ONLY TO SHOW THE LAYOUT, LOCATION, UNIT  
NUMBERS AND DIMENSIONS OF UNITS, AND OTHER INFORMATION REQUIRED  
BY SECTION 514B-33, HAWAII REVISED STATUTES, AS AMENDED, AND IS NOT  
INTENDED AND SHALL NOT BE DEEMED TO CONTAIN ANY REPRESENTATION  
OR WARRANTY WHATSOEVER



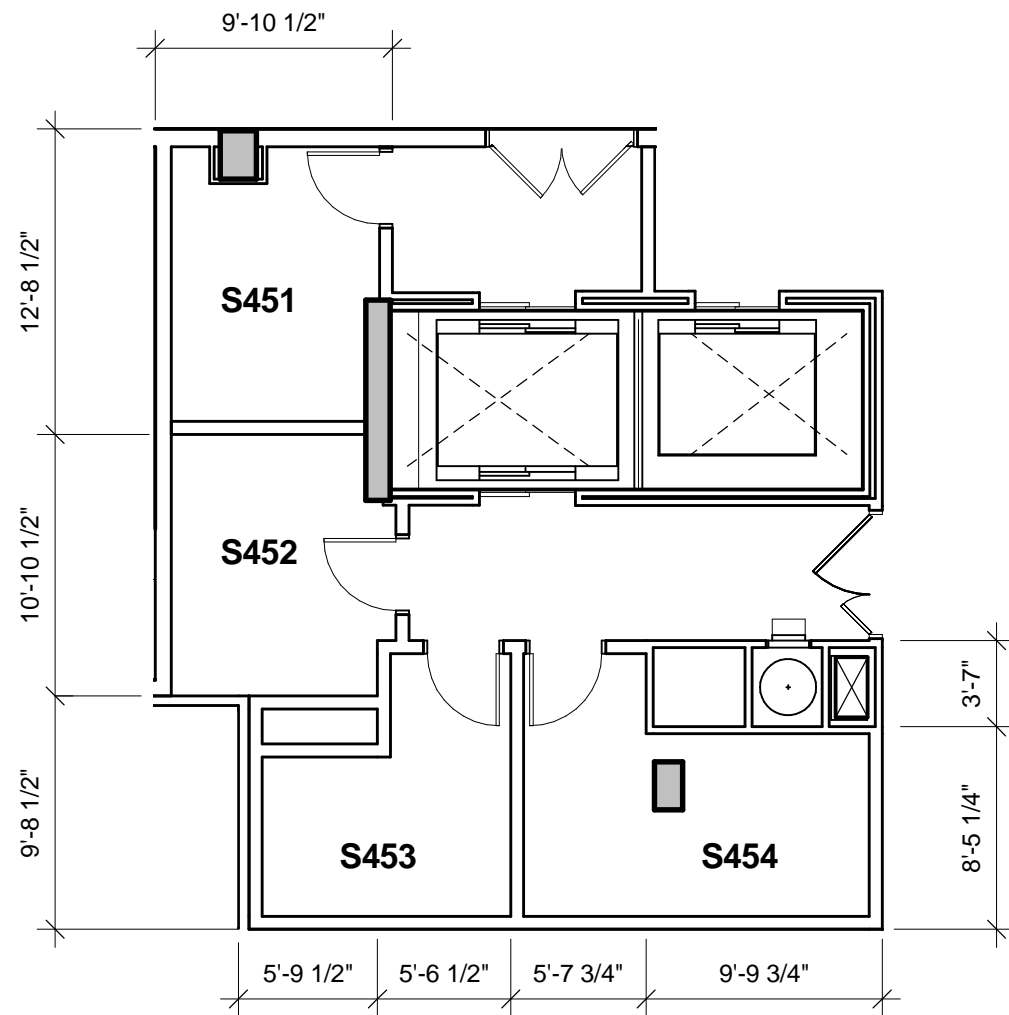
*Benjamin Woo*

**LEVEL 04 FLOOR STORAGE PLAN**  
Date:  
January 23, 2016

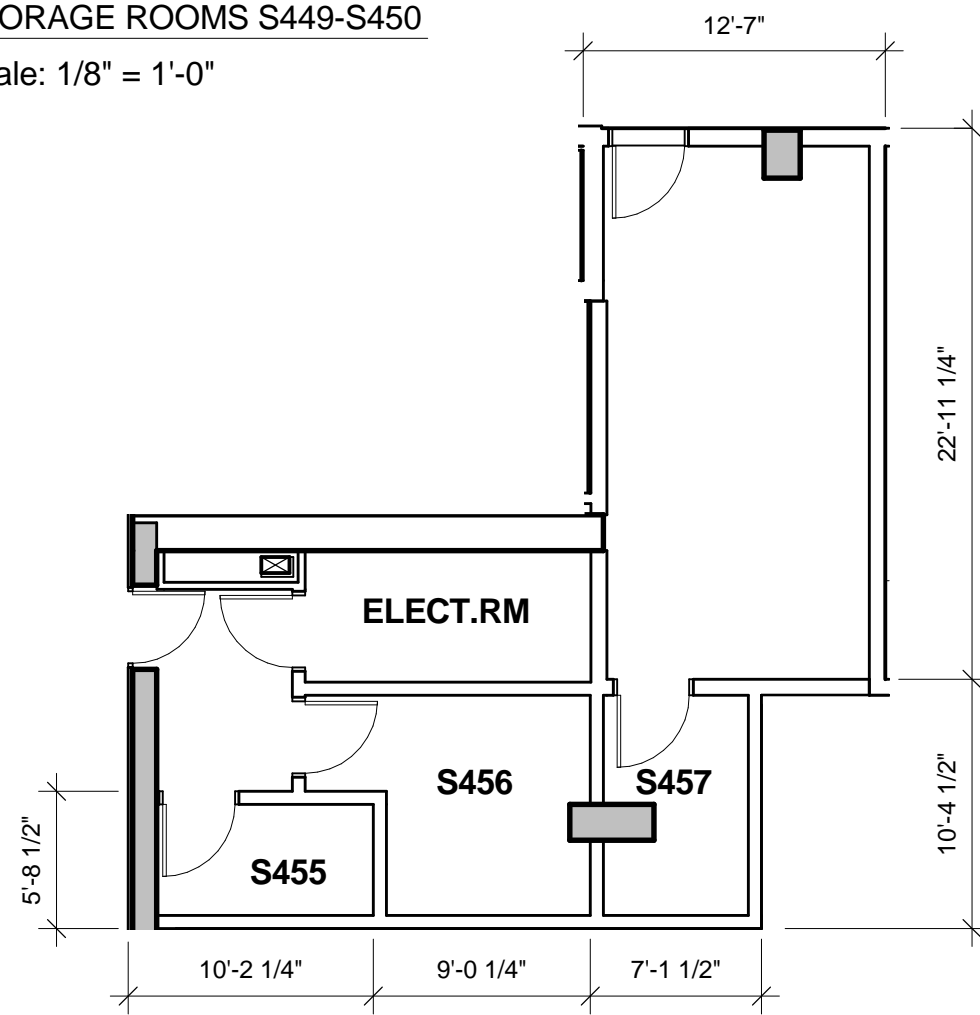
Sheet Number:  
**CPR - 5.04C**



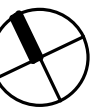
1 STORAGE ROOMS S449-S450  
Scale: 1/8" = 1'-0"



2 STORAGE ROOMS S451-S454  
Scale: 1/8" = 1'-0"



3 STORAGE ROOMS S455-S457  
Scale: 1/8" = 1'-0"



RESIDENTIAL DEVELOPER  
AMX PARTNERS, LLC  
1288 Ala Moana Blvd.  
Suite 208  
Honolulu, HI 96814

ARCHITECT OF RECORD  
BENJAMIN WOO ARCHITECTS  
1240 Ala Moana Blvd.  
Suite 540  
Honolulu, Hawaii 96814



1388 Ala Moana Boulevard  
Honolulu, HI 96814  
TMK: 2-3-038 : 13

NOTE:  
THIS SHEET, IS INTENDED ONLY TO SHOW THE LAYOUT, LOCATION, UNIT  
NUMBERS AND DIMENSIONS OF UNITS, AND OTHER INFORMATION REQUIRED  
BY SECTION 514B-33, HAWAII REVISED STATUTES, AS AMENDED, AND IS NOT  
INTENDED AND SHALL NOT BE DEEMED TO CONTAIN ANY REPRESENTATION  
OR WARRANTY WHATSOEVER

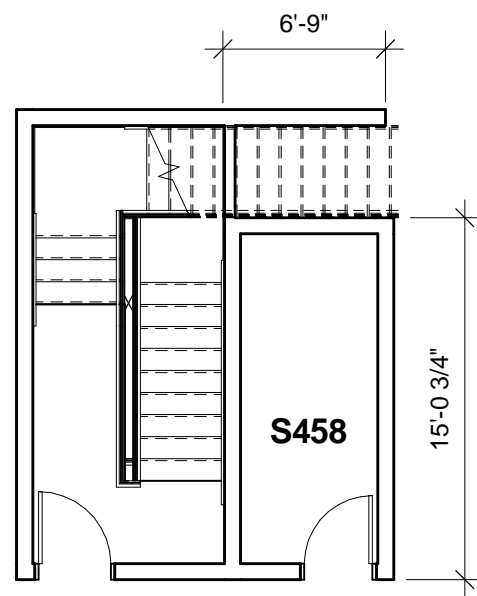


*Benjamin Woo*

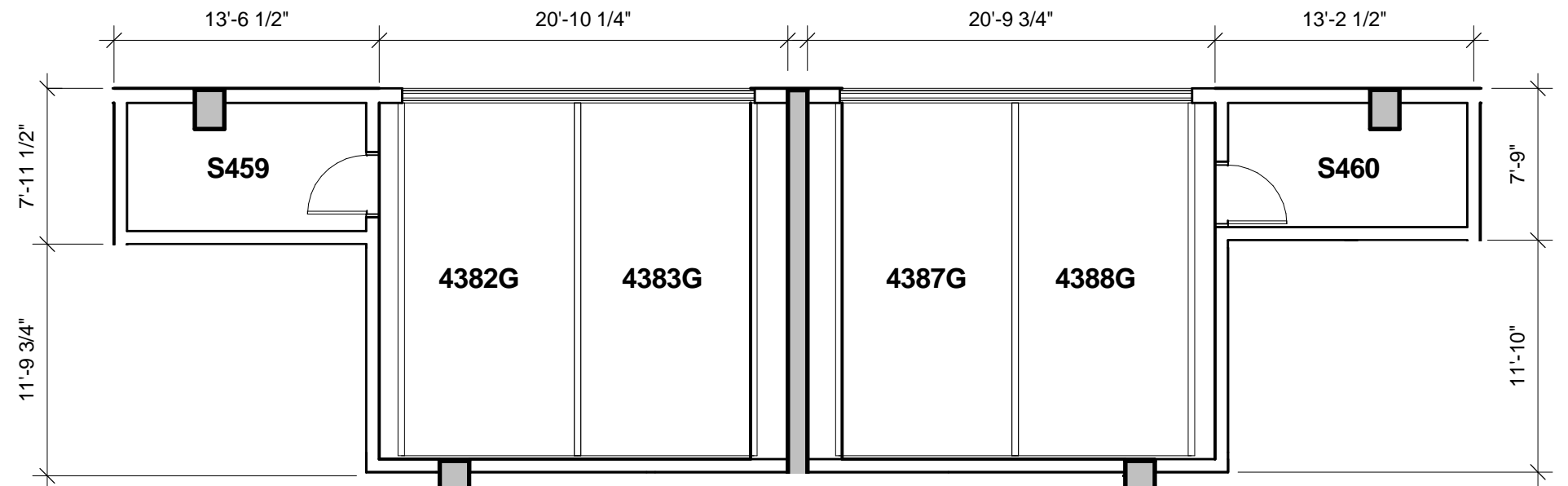
LEVEL 04 FLOOR STORAGE PLAN  
Date:  
January 23, 2016

Sheet Number:  
CPR - 5.04D

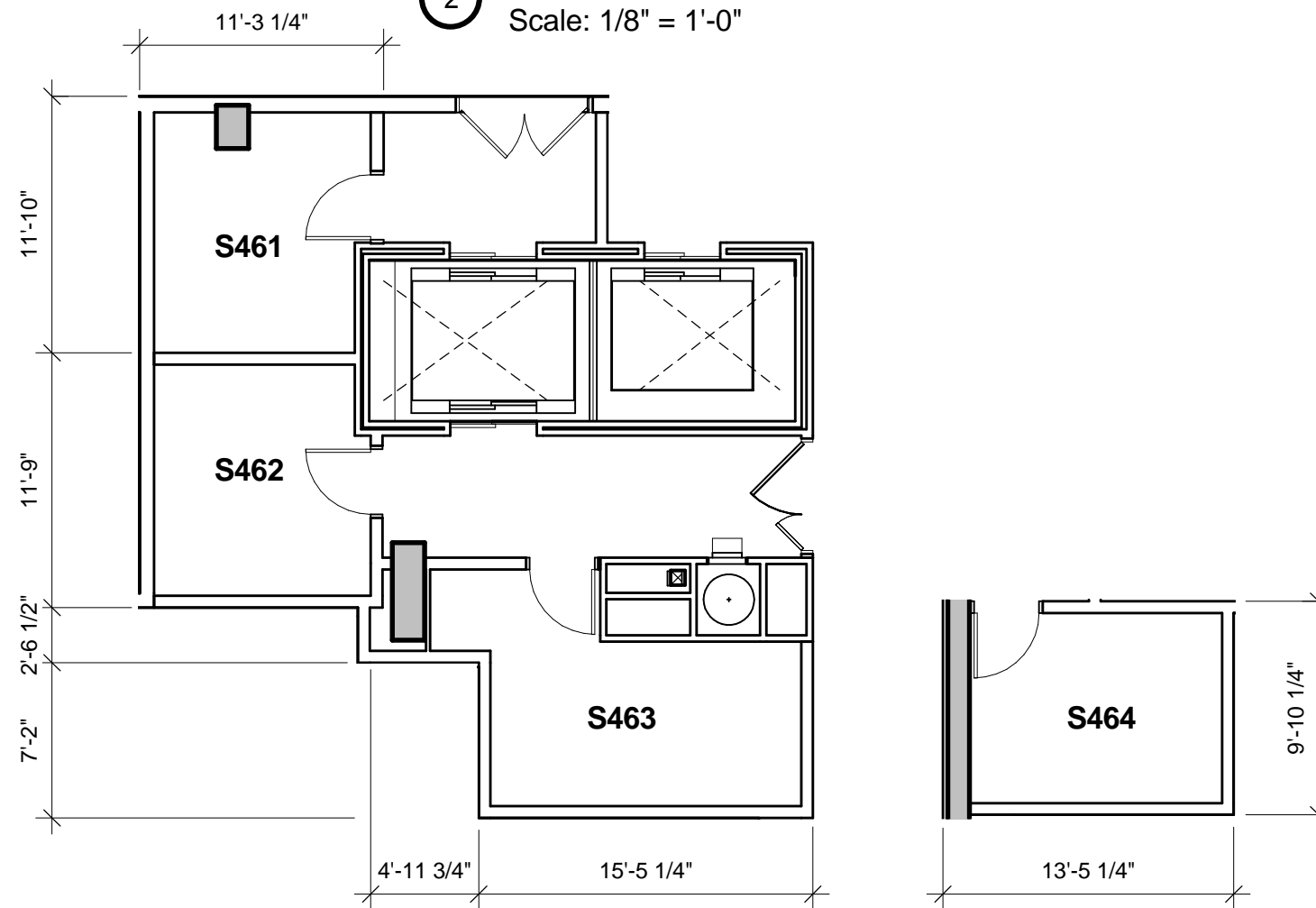




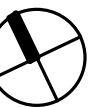
1 **STORAGE ROOM S458**  
Scale: 1/8" = 1'-0"



2 **STORAGE ROOMS S459-S460**  
Scale: 1/8" = 1'-0"



3 **STORAGE ROOMS S461-S464**  
Scale: 1/8" = 1'-0"



**RESIDENTIAL DEVELOPER**

AMX PARTNERS, LLC  
1288 Ala Moana Blvd.  
Suite 208  
Honolulu, HI 96814

**ARCHITECT OF RECORD**

BENJAMIN WOO ARCHITECTS  
1240 Ala Moana Blvd.  
Suite 540  
Honolulu, Hawaii 96814



1388 Ala Moana Boulevard  
Honolulu, HI 96814  
TMK: 2-3-038 : 13

NOTE:  
THIS SHEET, IS INTENDED ONLY TO SHOW THE LAYOUT, LOCATION, UNIT  
NUMBERS AND DIMENSIONS OF UNITS, AND OTHER INFORMATION REQUIRED  
BY SECTION 514B-33, HAWAII REVISED STATUTES, AS AMENDED, AND IS NOT  
INTENDED AND SHALL NOT BE DEEMED TO CONTAIN ANY REPRESENTATION  
OR WARRANTY WHATSOEVER



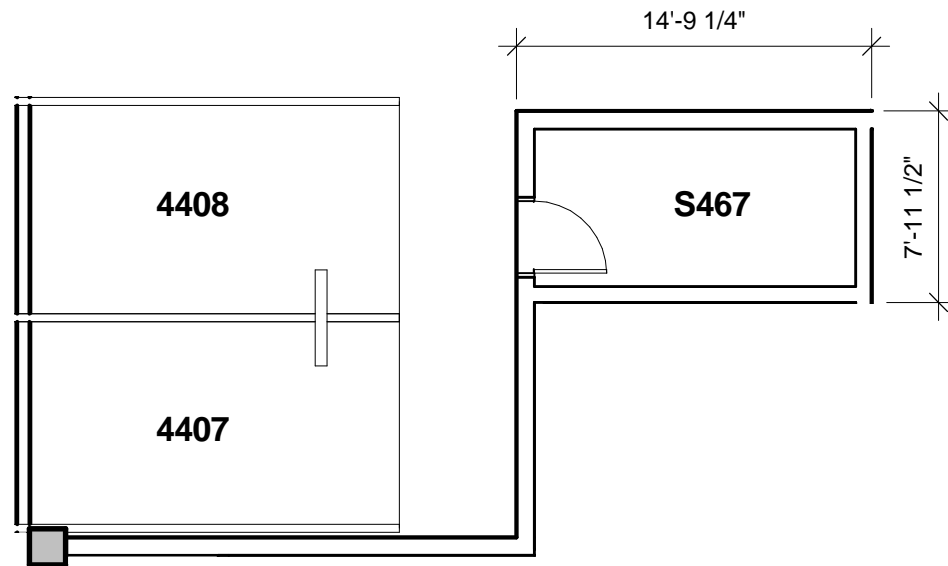
*Benjamin Woo*

**LEVEL 04 FLOOR STORAGE PLAN**

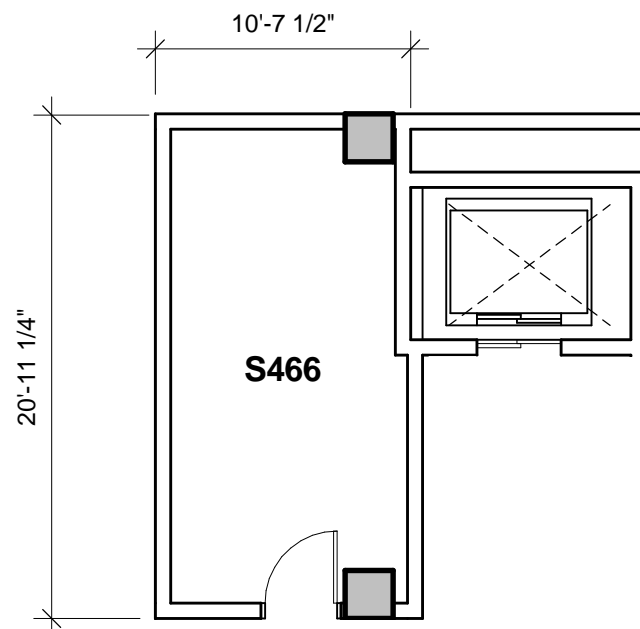
Date:  
January 23, 2016

Sheet Number:

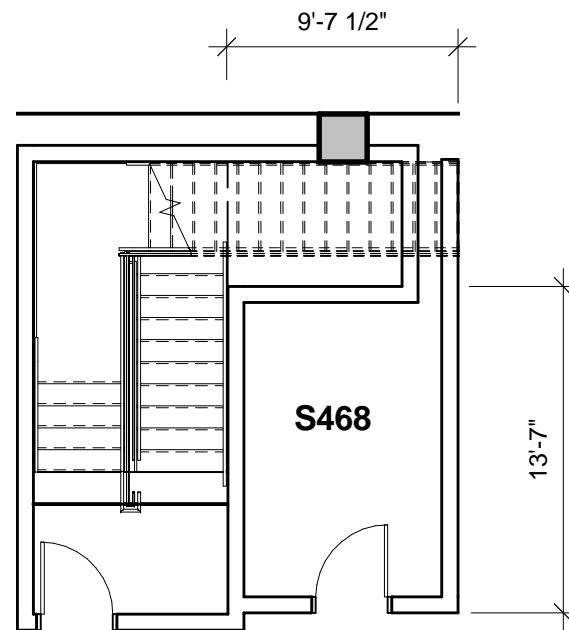
**CPR - 5.04E**



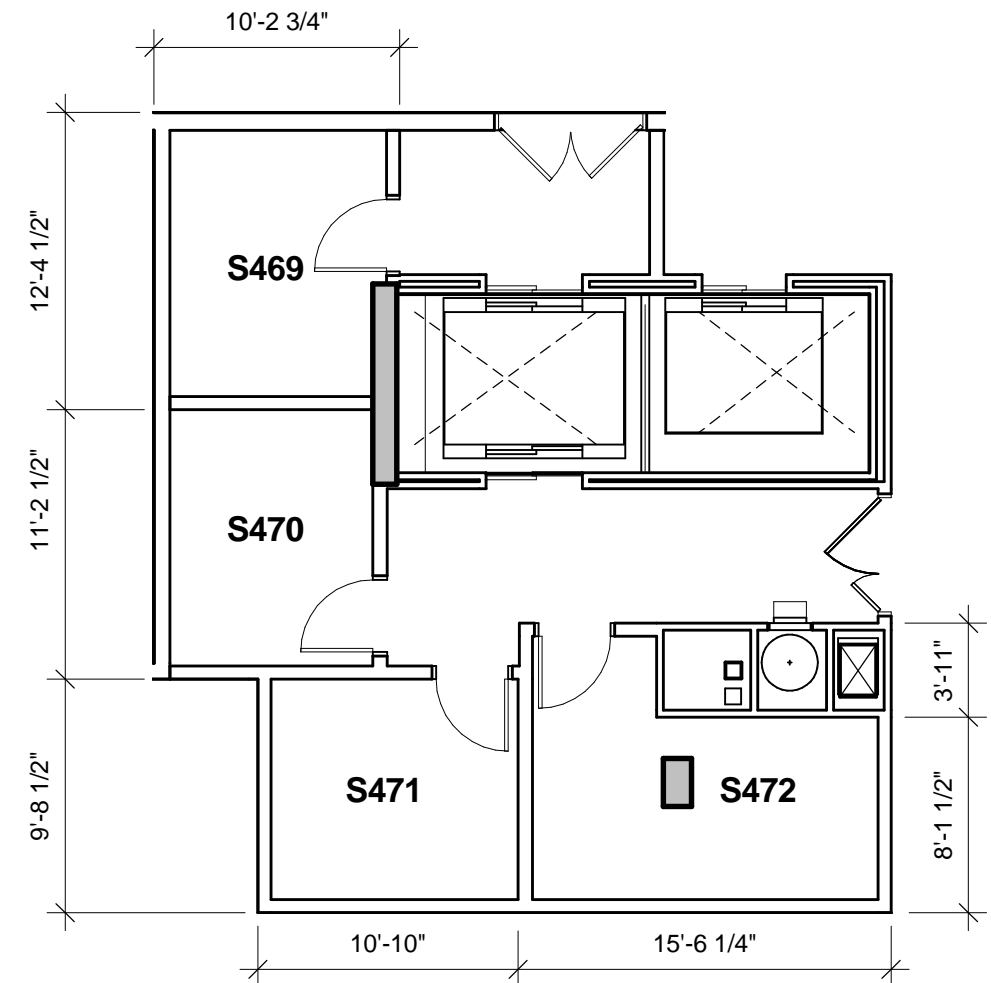
1 STORAGE ROOMS S467  
Scale: 1/8" = 1'-0"



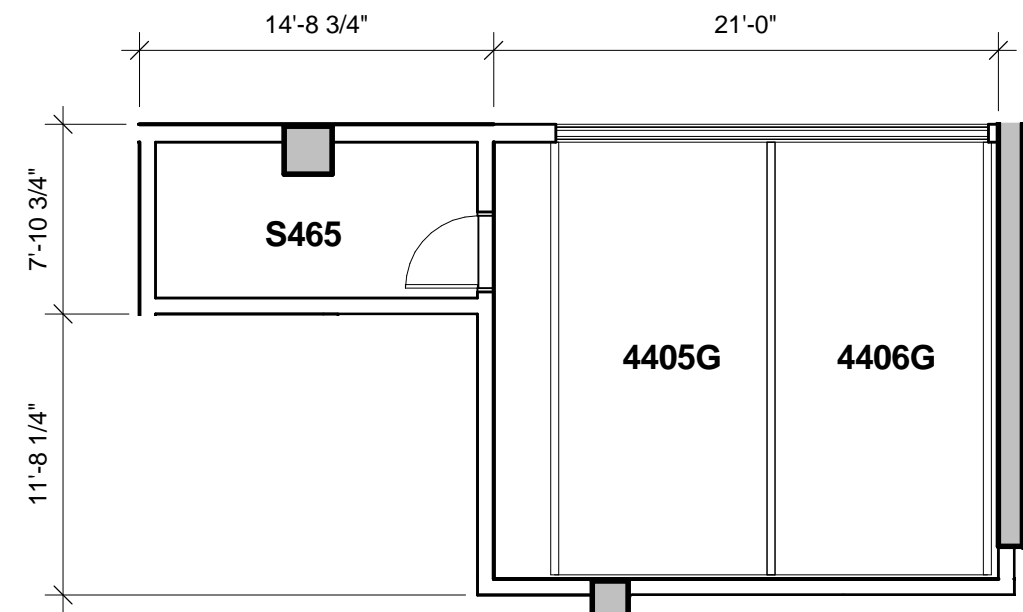
3 STORAGE ROOM S466  
Scale: 1/8" = 1'-0"



4 STORAGE ROOM S468  
Scale: 1/8" = 1'-0"



2 STORAGE ROOMS S469-S472  
Scale: 1/8" = 1'-0"



5 STORAGE ROOM S465  
Scale: 1/8" = 1'-0"



RESIDENTIAL DEVELOPER  
AMX PARTNERS, LLC  
1288 Ala Moana Blvd.  
Suite 208  
Honolulu, HI 96814

ARCHITECT OF RECORD  
BENJAMIN WOO ARCHITECTS  
1240 Ala Moana Blvd.  
Suite 540  
Honolulu, Hawaii 96814



1388 Ala Moana Boulevard  
Honolulu, HI 96814  
TMK: 2-3-038 : 13

NOTE:  
THIS SHEET, IS INTENDED ONLY TO SHOW THE LAYOUT, LOCATION, UNIT  
NUMBERS AND DIMENSIONS OF UNITS, AND OTHER INFORMATION REQUIRED  
BY SECTION 514B-33, HAWAII REVISED STATUTES, AS AMENDED, AND IS NOT  
INTENDED AND SHALL NOT BE DEEMED TO CONTAIN ANY REPRESENTATION  
OR WARRANTY WHATSOEVER



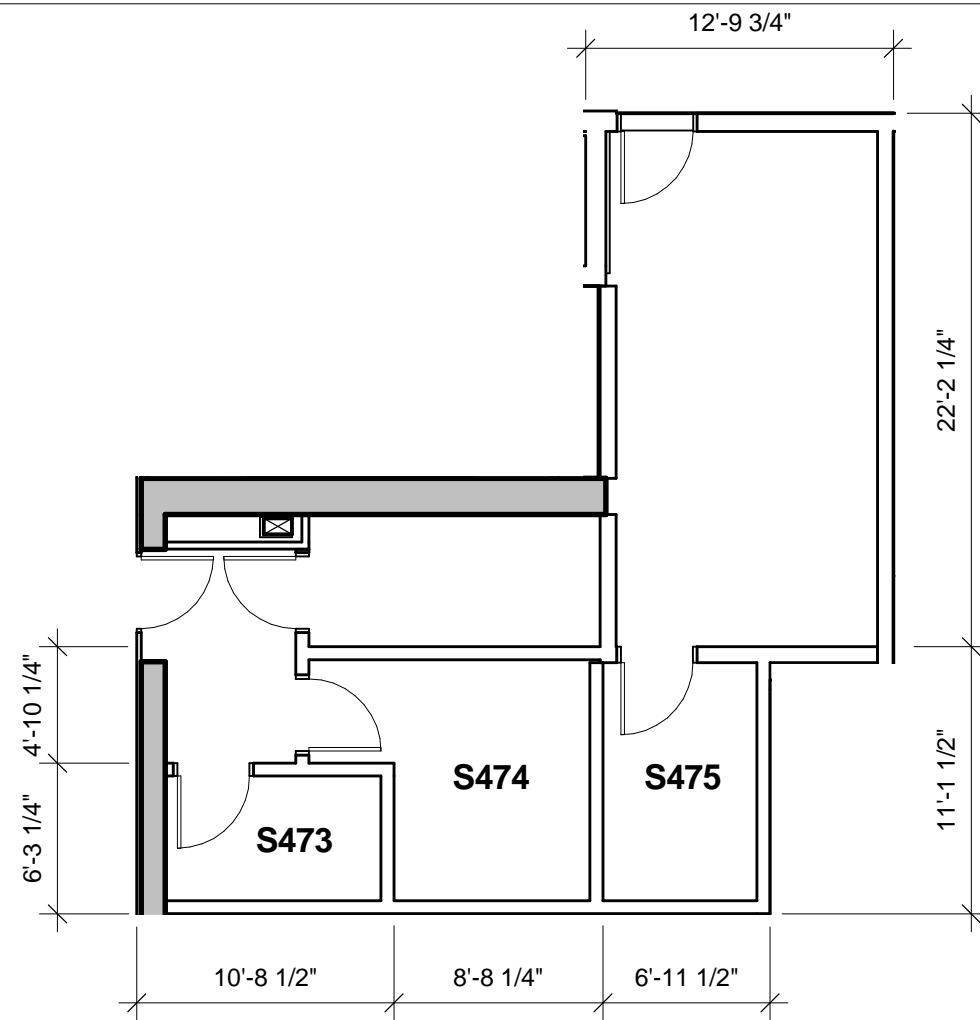
*Benjamin Woo*

LEVEL 04 FLOOR STORAGE PLAN

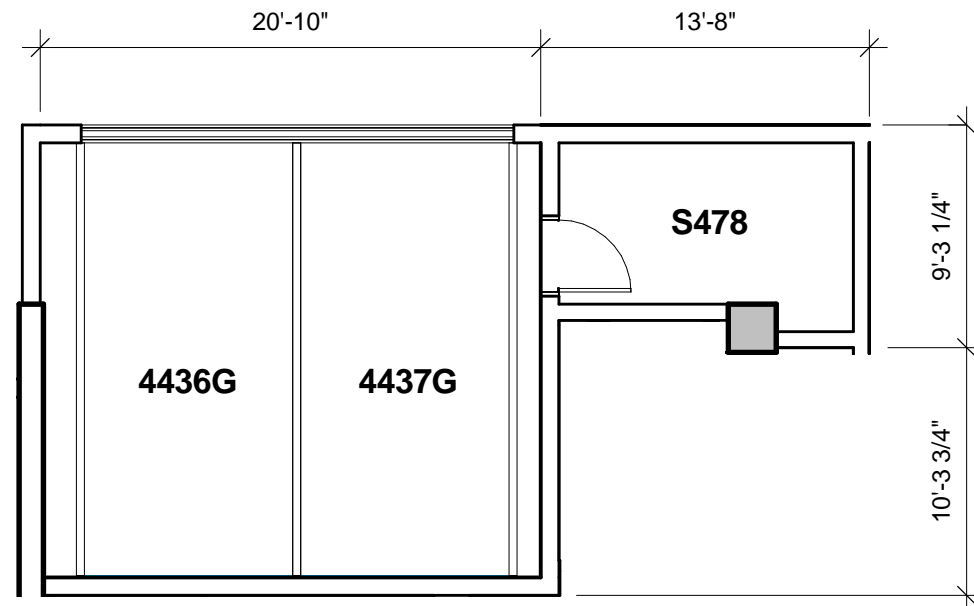
Date:  
January 23, 2016

Sheet Number:

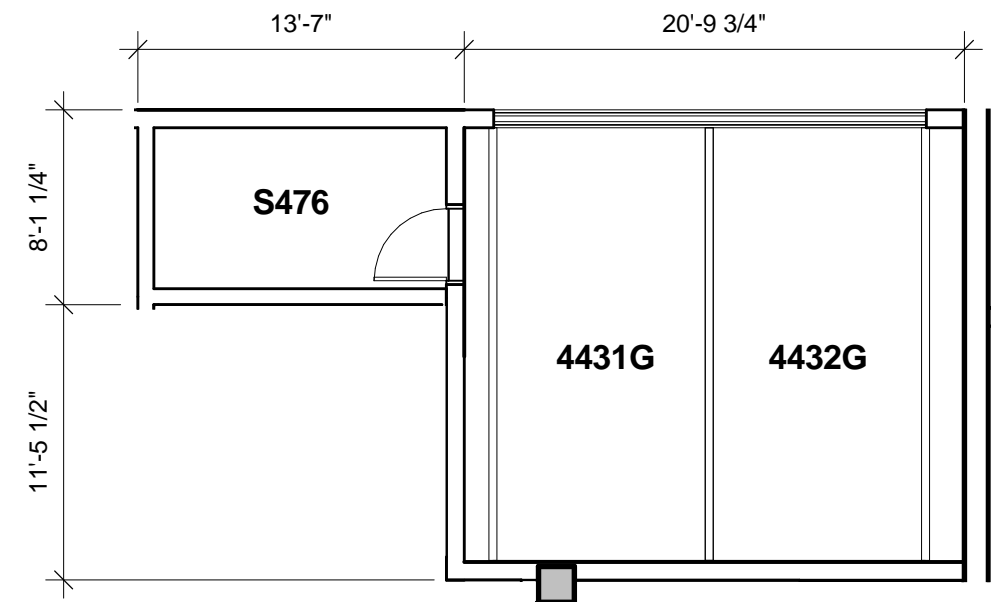
CPR - 5.04F



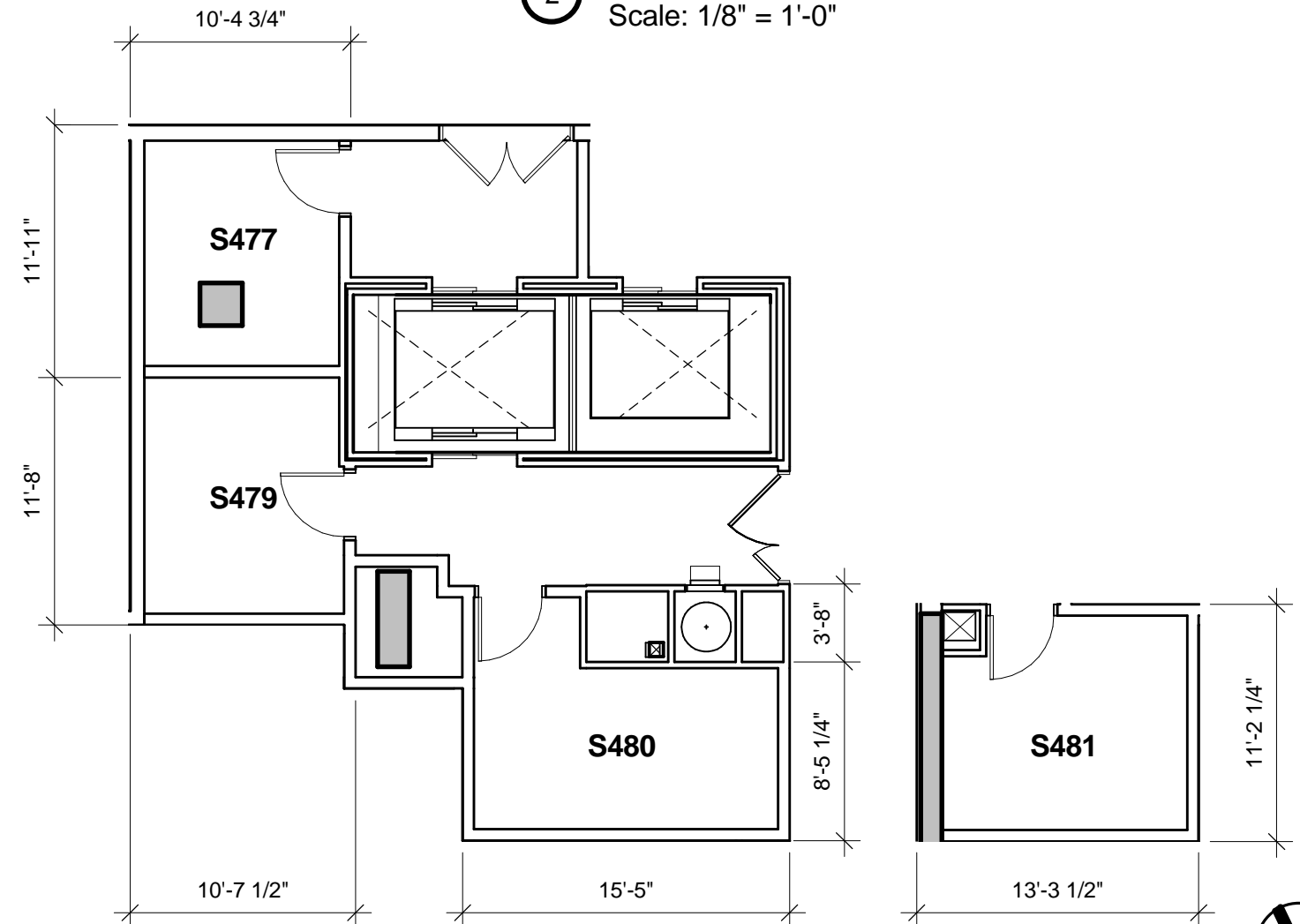
1 STORAGE ROOMS S473-S475  
Scale: 1/8" = 1'-0"



3 STORAGE ROOMS S478  
Scale: 1/8" = 1'-0"



2 STORAGE ROOM S476  
Scale: 1/8" = 1'-0"



4 STORAGE ROOMS S477, S479 - S481  
Scale: 1/8" = 1'-0"

RESIDENTIAL DEVELOPER  
AMX PARTNERS, LLC  
1288 Ala Moana Blvd.  
Suite 208  
Honolulu, HI 96814

ARCHITECT OF RECORD  
BENJAMIN WOO ARCHITECTS  
1240 Ala Moana Blvd.  
Suite 540  
Honolulu, Hawaii 96814



1388 Ala Moana Boulevard  
Honolulu, HI 96814  
TMK: 2-3-038 : 13

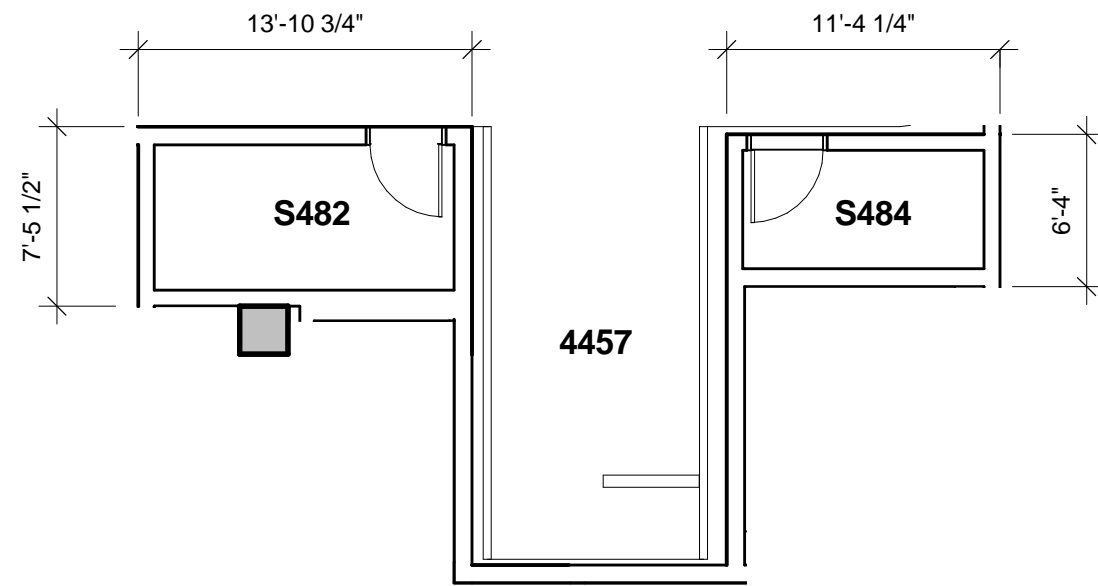
NOTE:  
THIS SHEET, IS INTENDED ONLY TO SHOW THE LAYOUT, LOCATION, UNIT  
NUMBERS AND DIMENSIONS OF UNITS, AND OTHER INFORMATION REQUIRED  
BY SECTION 514B-33, HAWAII REVISED STATUTES, AS AMENDED, AND IS NOT  
INTENDED AND SHALL NOT BE DEEMED TO CONTAIN ANY REPRESENTATION  
OR WARRANTY WHATSOEVER



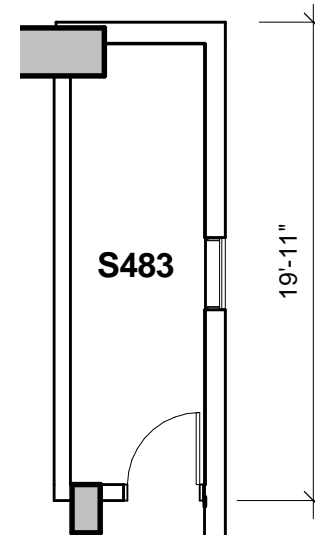
*Benjamin Woo*

LEVEL 04 FLOOR STORAGE PLAN  
Date:  
January 23, 2016

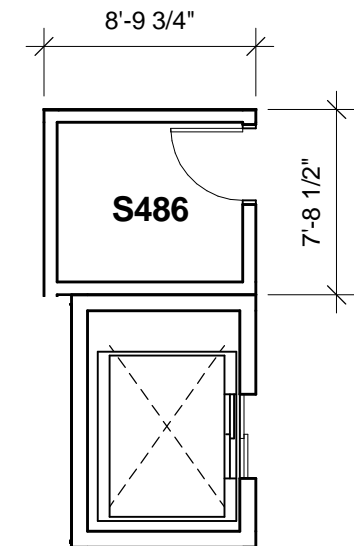
Sheet Number:  
CPR - 5.04G



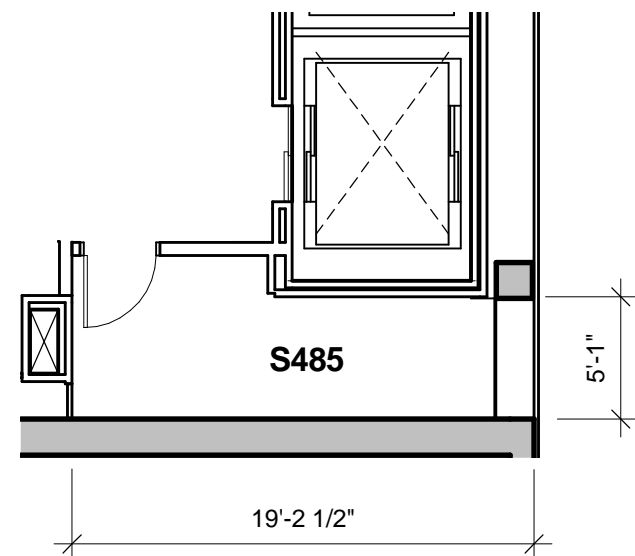
① STORAGE ROOMS S482, S484  
Scale: 1/8" = 1'-0"



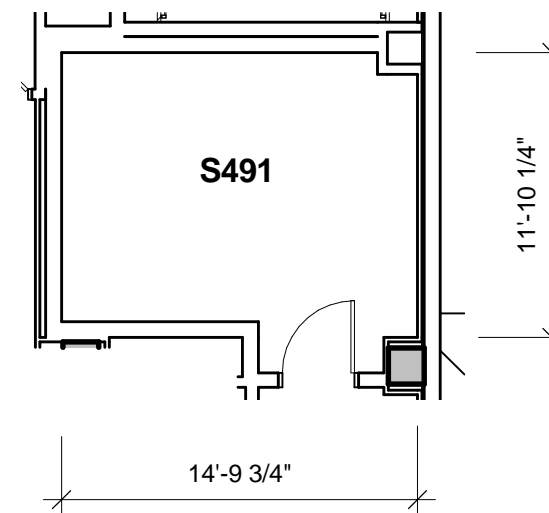
② STORAGE ROOM S483  
Scale: 1/8" = 1'-0"



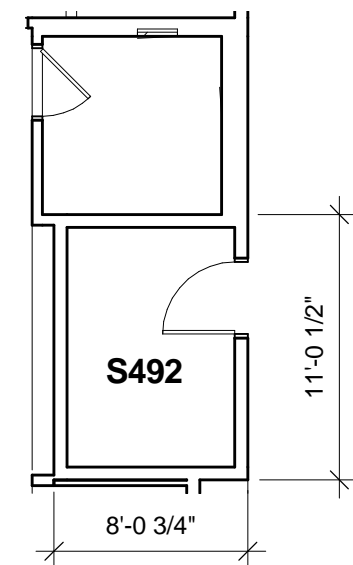
③ STORAGE ROOM S486  
Scale: 1/8" = 1'-0"



④ STORAGE ROOM S485  
Scale: 1/8" = 1'-0"



⑤ STORAGE ROOM S491  
Scale: 1/8" = 1'-0"



⑥ STORAGE ROOMS S492  
Scale: 1/8" = 1'-0"



RESIDENTIAL DEVELOPER  
AMX PARTNERS, LLC  
1288 Ala Moana Blvd.  
Suite 208  
Honolulu, HI 96814

ARCHITECT OF RECORD  
BENJAMIN WOO ARCHITECTS  
1240 Ala Moana Blvd.  
Suite 540  
Honolulu, Hawaii 96814



1388 Ala Moana Boulevard  
Honolulu, HI 96814  
TMK: 2-3-038 : 13

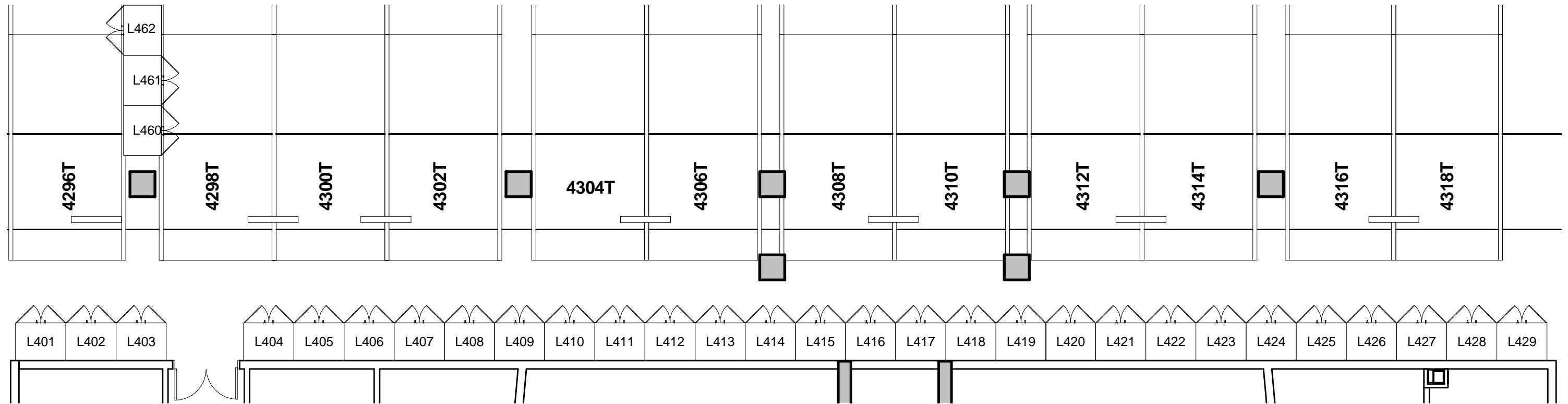
NOTE:  
THIS SHEET, IS INTENDED ONLY TO SHOW THE LAYOUT, LOCATION, UNIT  
NUMBERS AND DIMENSIONS OF UNITS, AND OTHER INFORMATION REQUIRED  
BY SECTION 514B-33, HAWAII REVISED STATUTES, AS AMENDED, AND IS NOT  
INTENDED AND SHALL NOT BE DEEMED TO CONTAIN ANY REPRESENTATION  
OR WARRANTY WHATSOEVER



*Benjamin Woo*

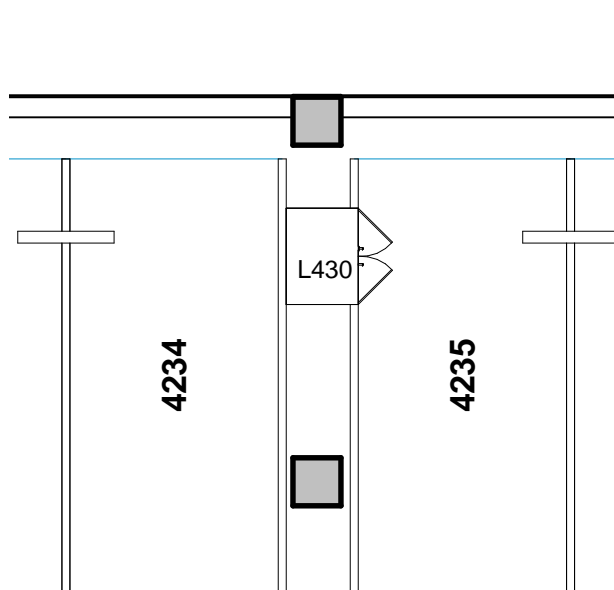
LEVEL 04 FLOOR STORAGE PLAN  
Date:  
January 23, 2016

Sheet Number:  
CPR - 5.04H

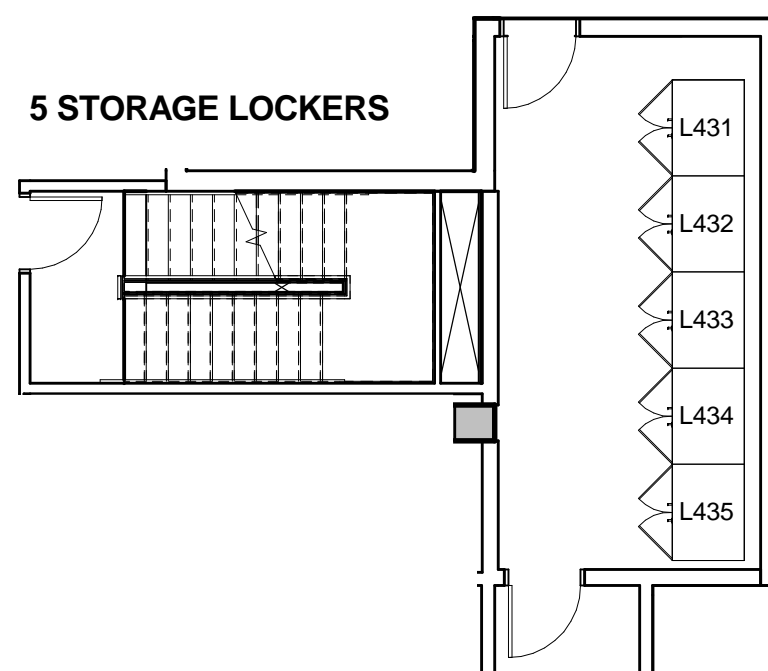


1 STORAGE LOCKERS L401-L429  
Scale: 1/8" = 1'-0"

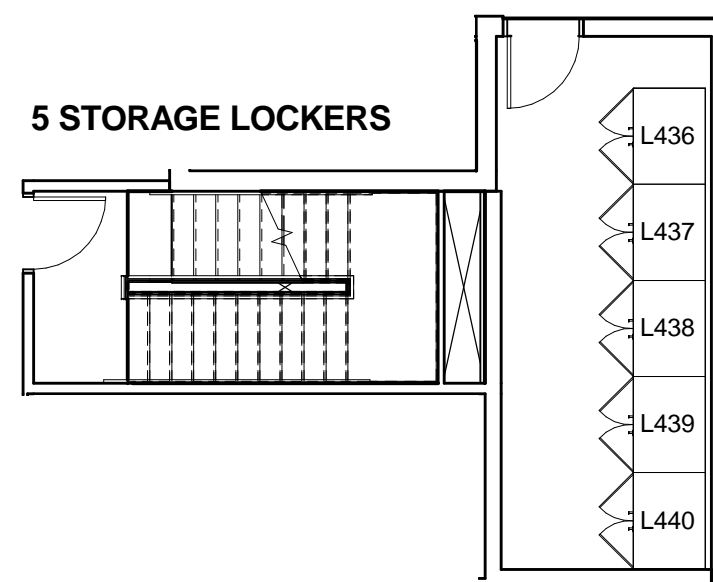
29 STORAGE LOCKERS



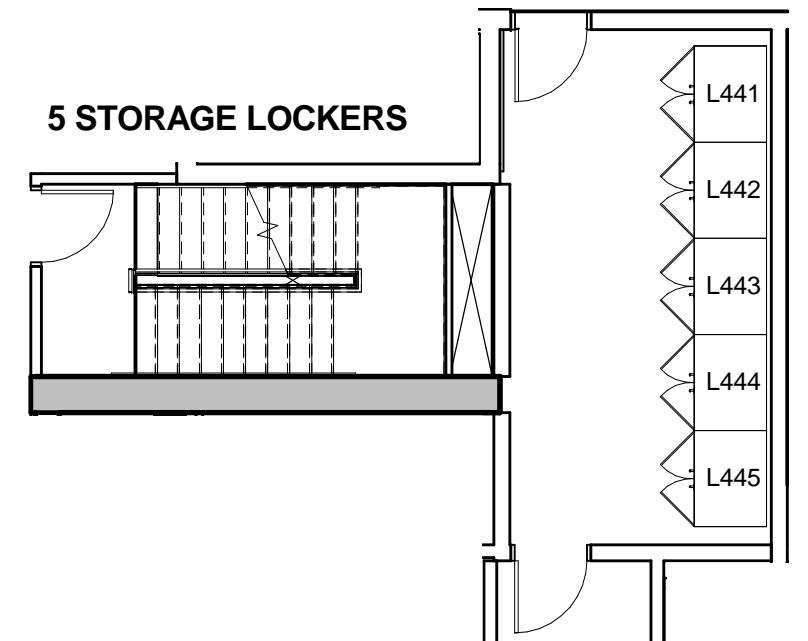
2 STORAGE LOCKERS L430  
Scale: 1/8" = 1'-0"



3 STORAGE LOCKERS L431-L435  
Scale: 1/8" = 1'-0"



4 STORAGE LOCKERS L436-L440  
Scale: 1/8" = 1'-0"



5 STORAGE LOCKERS L441-L445  
Scale: 1/8" = 1'-0"



RESIDENTIAL DEVELOPER

AMX PARTNERS, LLC  
1288 Ala Moana Blvd.  
Suite 208  
Honolulu, HI 96814

ARCHITECT OF RECORD

BENJAMIN WOO ARCHITECTS  
1240 Ala Moana Blvd.  
Suite 540  
Honolulu, Hawaii 96814



1388 Ala Moana Boulevard  
Honolulu, HI 96814  
TMK: 2-3-038 : 13

NOTE:  
THIS SHEET, IS INTENDED ONLY TO SHOW THE LAYOUT, LOCATION, UNIT  
NUMBERS AND DIMENSIONS OF UNITS, AND OTHER INFORMATION REQUIRED  
BY SECTION 514B-33, HAWAII REVISED STATUTES, AS AMENDED, AND IS NOT  
INTENDED AND SHALL NOT BE DEEMED TO CONTAIN ANY REPRESENTATION  
OR WARRANTY WHATSOEVER



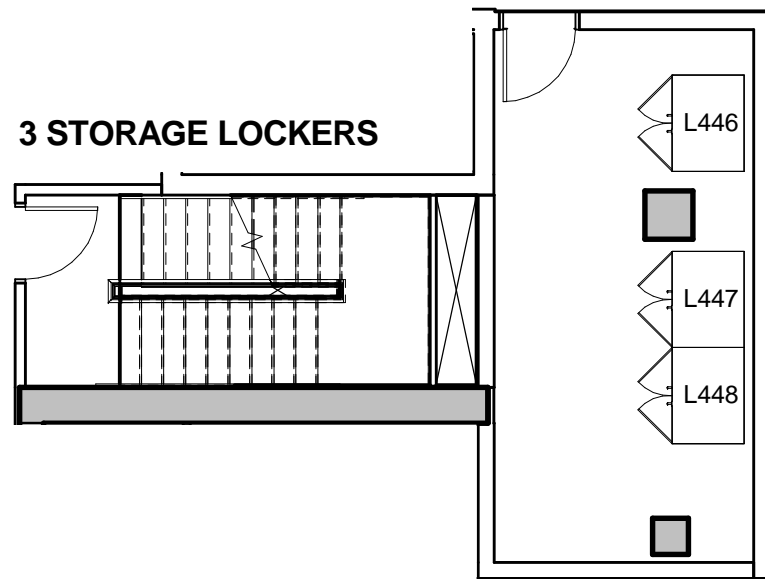
*Benjamin Woo*

LEVEL 04 FLOOR STORAGE  
LOCKERS PLAN

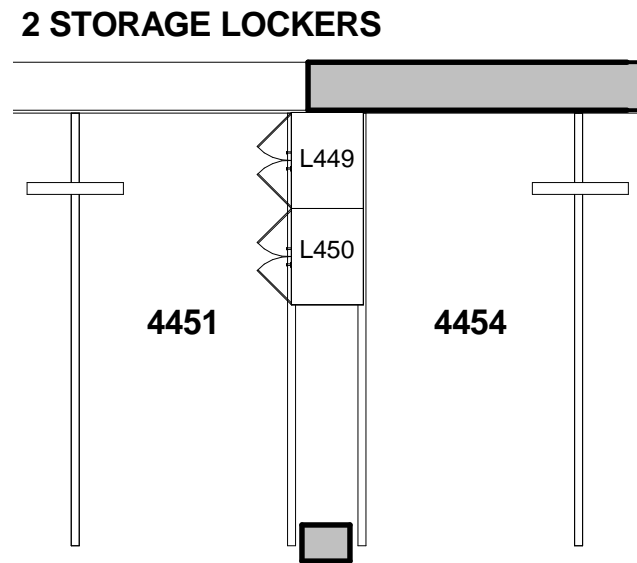
Date:  
January 23, 2016

Sheet Number:

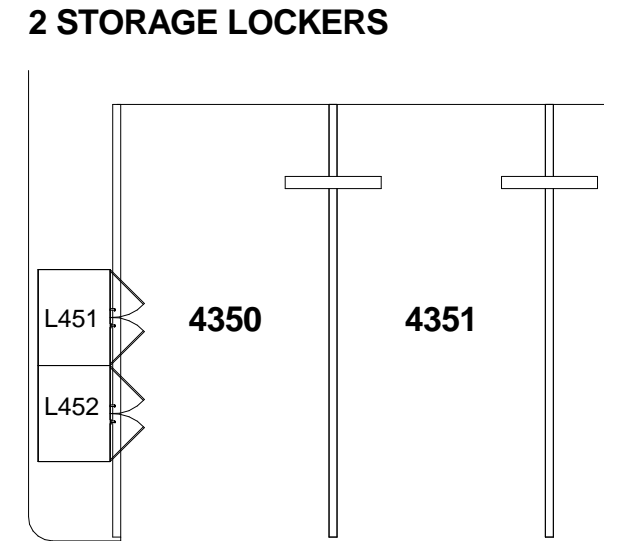
CPR - 5.05



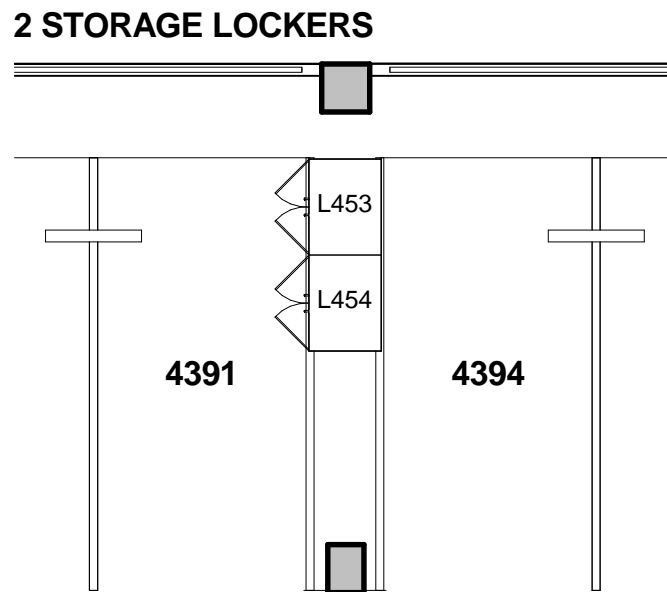
1 STORAGE LOCKERS L446-L448  
Scale: 1/8" = 1'-0"



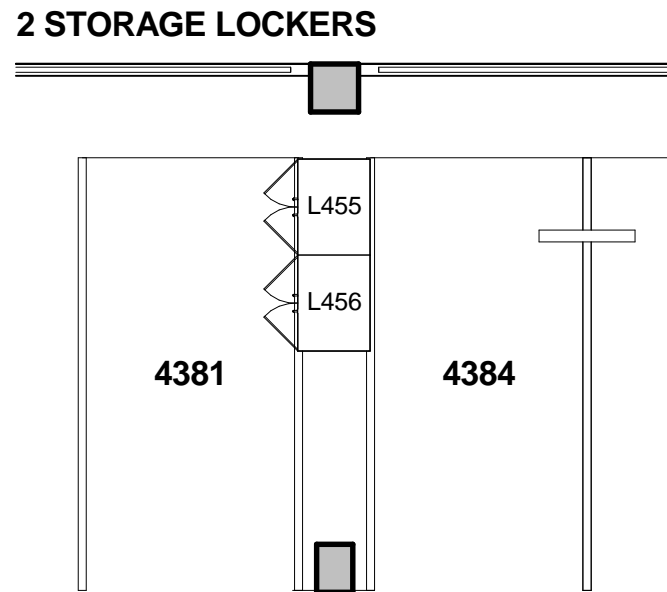
2 STORAGE LOCKERS L449-L450  
Scale: 1/8" = 1'-0"



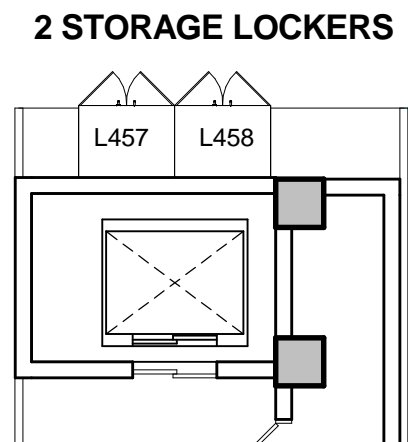
3 STORAGE LOCKERS L451-L452  
Scale: 1/8" = 1'-0"



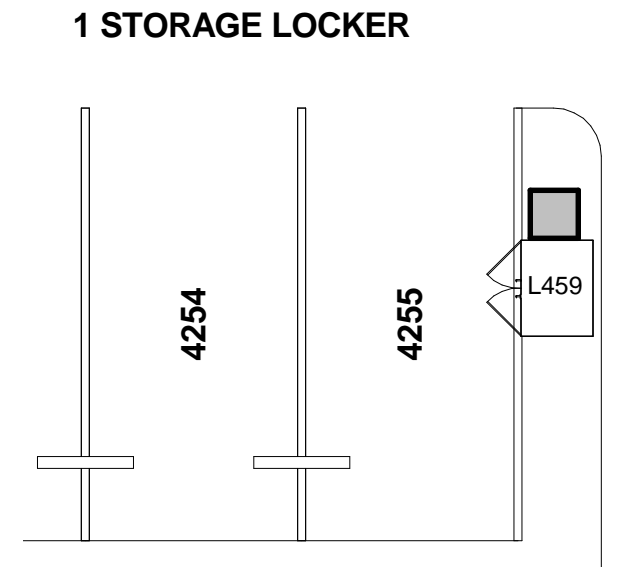
4 STORAGE LOCKERS L453-L454  
Scale: 1/8" = 1'-0"



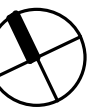
5 STORAGE LOCKERS L455-L456  
Scale: 1/8" = 1'-0"



6 STORAGE LOCKERS L457-L458  
Scale: 1/8" = 1'-0"



7 STORAGE LOCKER L459  
Scale: 1/8" = 1'-0"



RESIDENTIAL DEVELOPER

AMX PARTNERS, LLC  
1288 Ala Moana Blvd.  
Suite 208  
Honolulu, HI 96814

ARCHITECT OF RECORD

BENJAMIN WOO ARCHITECTS  
1240 Ala Moana Blvd.  
Suite 540  
Honolulu, Hawaii 96814



1388 Ala Moana Boulevard  
Honolulu, HI 96814  
TMK: 2-3-038 : 13

NOTE:  
THIS CONDOMINIUM MAP FOR THE CONDOMINIUM PROJECT, WHICH INCLUDES  
THIS SHEET, IS INTENDED ONLY TO SHOW THE LAYOUT, LOCATION, UNIT  
NUMBERS AND DIMENSIONS OF UNITS, AND OTHER INFORMATION REQUIRED  
BY SECTION 514B-33, HAWAII REVISED STATUTES, AS AMENDED, AND IS NOT  
INTENDED AND SHALL NOT BE DEEMED TO CONTAIN ANY REPRESENTATION  
OR WARRANTY WHATSOEVER.



*Benjamin Woo*

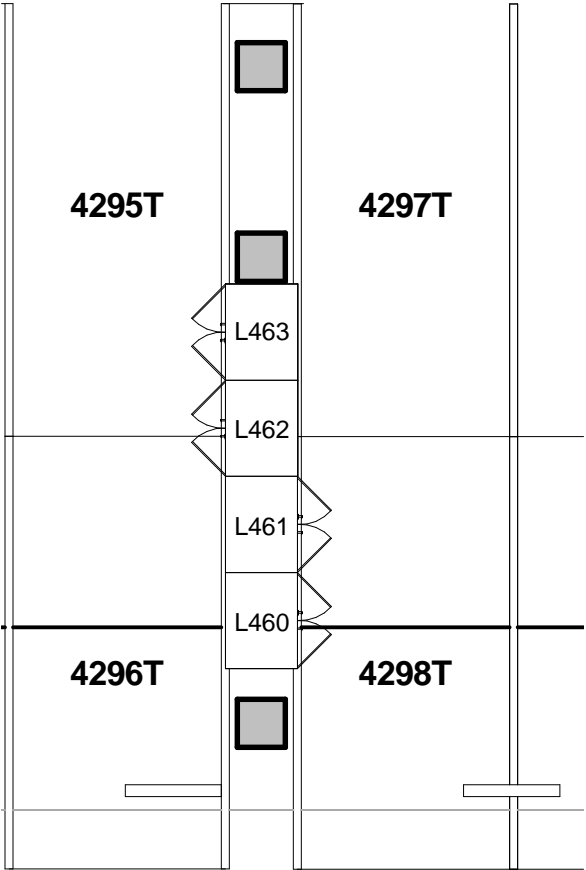
LEVEL 04 FLOOR STORAGE  
LOCKERS PLAN

Date:  
January 23, 2016

Sheet Number:

CPR - 5.05A

4 STORAGE LOCKERS



1 STORAGE LOCKERS L460-L463  
Scale: 1/8" = 1'-0"



RESIDENTIAL DEVELOPER  
AMX PARTNERS, LLC  
1288 Ala Moana Blvd.  
Suite 208  
Honolulu, HI 96814

ARCHITECT OF RECORD  
BENJAMIN WOO ARCHITECTS  
1240 Ala Moana Blvd.  
Suite 540  
Honolulu, Hawaii 96814



1388 Ala Moana Boulevard  
Honolulu, HI 96814  
TMK: 2-3-038 : 13

NOTE:  
THIS SHEET, IS INTENDED ONLY TO SHOW THE LAYOUT, LOCATION, UNIT  
NUMBERS AND DIMENSIONS OF UNITS, AND OTHER INFORMATION REQUIRED  
BY SECTION 514B-33, HAWAII REVISED STATUTES, AS AMENDED, AND IS NOT  
INTENDED AND SHALL NOT BE DEEMED TO CONTAIN ANY REPRESENTATION  
OR WARRANTY WHATSOEVER



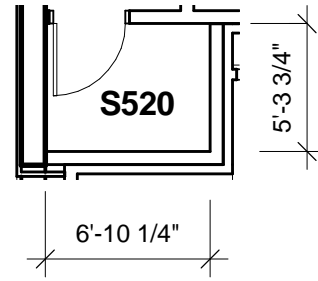
*Benjamin Woo*

LEVEL 04 FLOOR STORAGE  
LOCKERS PLAN

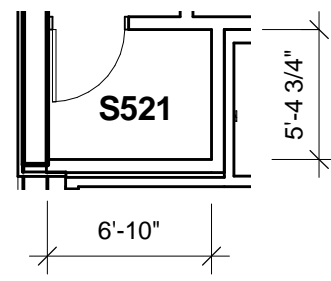
Date:  
January 23, 2016

Sheet Number:

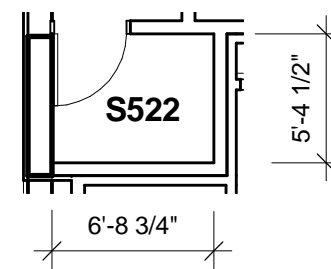
CPR - 5.05B



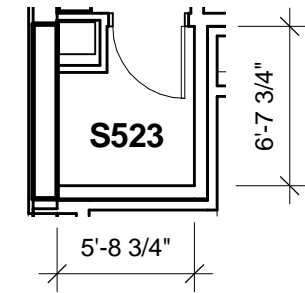
1 STORAGE ROOM S520  
Scale: 1/8" = 1'-0"



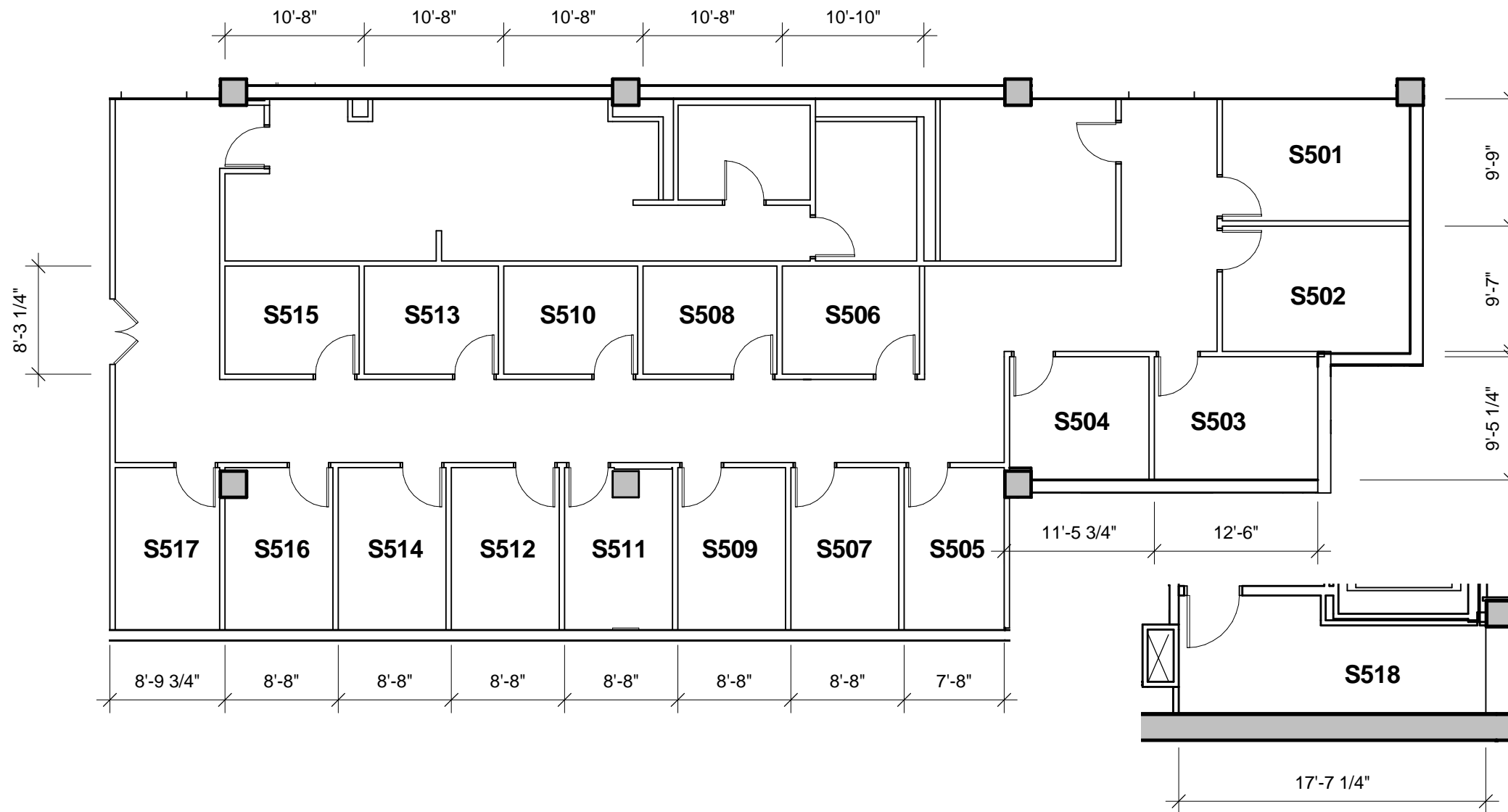
2 STORAGE ROOM S521  
Scale: 1/8" = 1'-0"



3 STORAGE ROOM S522  
Scale: 1/8" = 1'-0"



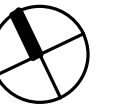
4 STORAGE ROOM S523  
Scale: 1/8" = 1'-0"



5 STORAGE ROOMS S501-S517  
Scale: 3/32" = 1'-0"

7 STORAGE ROOM S518  
Scale: 1/8" = 1'-0"

8 STORAGE ROOM S524  
Scale: 1/8" = 1'-0"



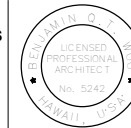
RESIDENTIAL DEVELOPER  
AMX PARTNERS, LLC  
1288 Ala Moana Blvd.  
Suite 208  
Honolulu, HI 96814

ARCHITECT OF RECORD  
BENJAMIN WOO ARCHITECTS  
1240 Ala Moana Blvd.  
Suite 540  
Honolulu, Hawaii 96814



1388 Ala Moana Boulevard  
Honolulu, HI 96814  
TMK: 2-3-038 : 13

NOTE:  
THIS SHEET, IS INTENDED ONLY TO SHOW THE LAYOUT, LOCATION, UNIT  
NUMBERS AND DIMENSIONS OF UNITS, AND OTHER INFORMATION REQUIRED  
BY SECTION 514B-33, HAWAII REVISED STATUTES, AS AMENDED, AND IS NOT  
INTENDED AND SHALL NOT BE DEEMED TO CONTAIN ANY REPRESENTATION  
OR WARRANTY WHATSOEVER



*Benjamin Woo*

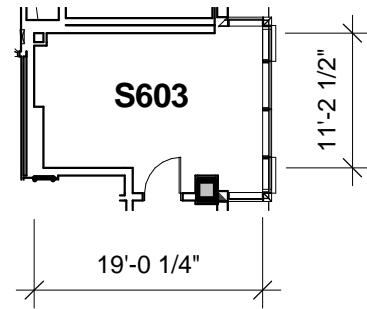
LEVEL 05 FLOOR STORAGE PLAN

Date:  
January 23, 2016

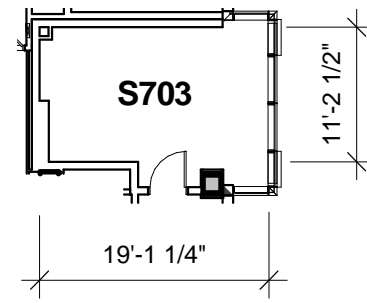
Sheet Number:

CPR - 5.06

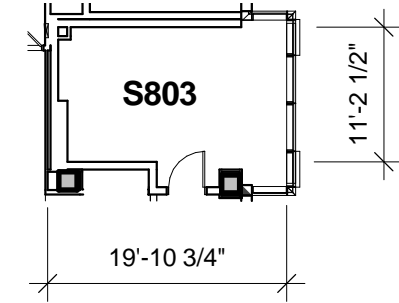




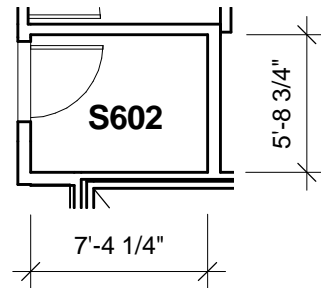
1 STORAGE ROOM S603  
Scale: 1/16" = 1'-0"



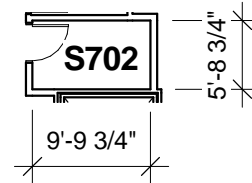
2 STORAGE ROOM S703  
Scale: 1/16" = 1'-0"



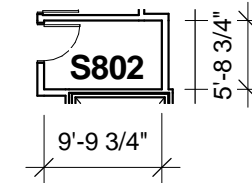
3 STORAGE ROOM S803  
Scale: 1/16" = 1'-0"



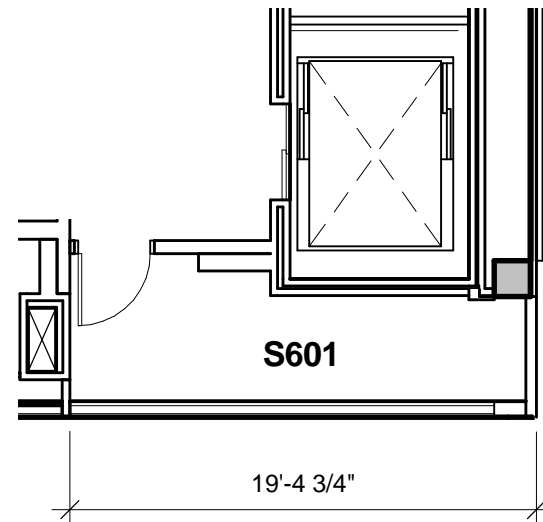
4 STORAGE ROOM S602  
Scale: 1/8" = 1'-0"



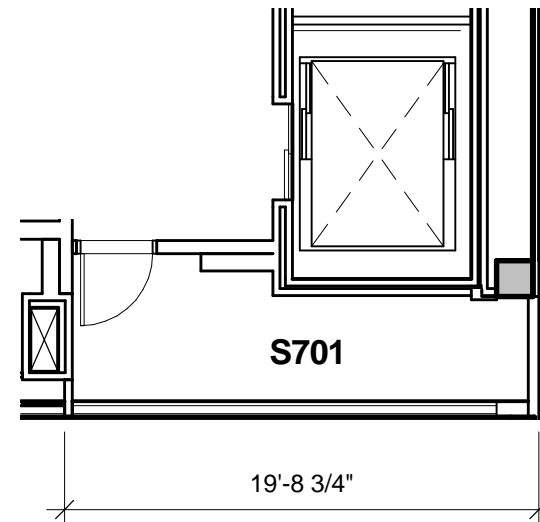
5 STORAGE ROOM S702  
Scale: 1/16" = 1'-0"



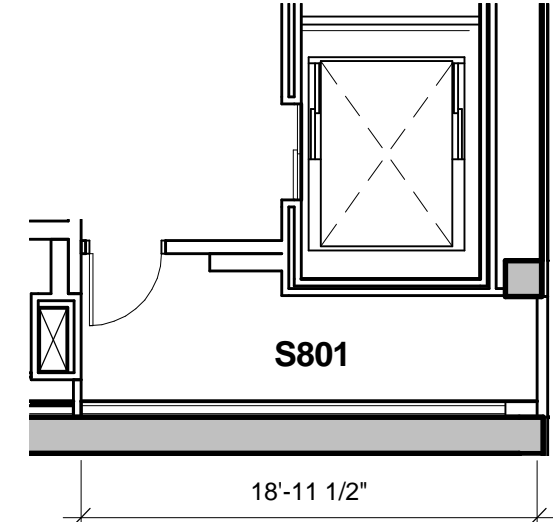
6 STORAGE ROOM S802  
Scale: 1/16" = 1'-0"



7 STORAGE ROOM S601  
Scale: 1/8" = 1'-0"



8 STORAGE ROOM S701  
Scale: 1/8" = 1'-0"



9 STORAGE ROOM S801  
Scale: 1/8" = 1'-0"

